


Balance Sheet as at 31st Mar, 2025

(Rs. in Crores)

Sr. No	Particulars	As at 31st March, 2025	As at 31st Dec, 2024	As at 31st March, 2024
A	ASSETS			
1	Non-current assets			
	(a) Property, Plant and Equipment	38,634.05	38,220.40	38,415.02
	(b) Intangible Assets	22.63	24.18	28.92
	(c) Capital work-in-progress	5,083.45	4,963.36	3,940.23
	(d) Intangible assets under development	30.79	30.79	30.79
	(e) Financial Assets			
	(i) Investments...	0.20	0.20	0.20
	(ii) Loans	12.84	13.51	13.54
	(iii) Others	782.88	804.03	1,018.53
	(f) Other non current assets	234.82	229.60	228.22
	Total Non-Current Assets	44,801.66	44,286.08	43,675.45
2	Current assets			
	(a) Inventories	781.52	771.87	843.64
	(b) Financial Assets			
	(i) Investments			
	(ii) Trade receivables	7,051.49	8,248.63	7,104.83
	(iii) Cash and cash equivalents	10.09	17.66	16.34
	(iv) Bank Balances other than cash and cash equivalents	2.45	2.42	11.16
	(v) Loans			
	(vi) Others	11,979.82	12,341.95	7,545.06
	(c) Other Current tax assets	47.46	59.69	63.51
	(d) Other Current Assets	1,534.93	1,814.15	1,580.00
	Total Current Assets	21,407.76	23,256.39	17,164.53
	Total Assets	66,209.43	67,542.47	60,839.98
B	EQUITY AND LIABILITIES			
1	Equity			
	(i) Equity Share capital	21,709.73	21,709.73	21,709.73
	(ii) Other Equity	5,402.47	4,994.99	(809.87)
	Total Equity	27,112.21	26,704.72	20,899.86
2	Government grant, subsidies and consumer contributions	5,668.53	5,614.90	5,445.95
3	Liabilities			
3.1	Non-current liabilities			
	(a) Financial Liabilities			
	(i) Borrowings..	12,035.05	11,881.80	10,855.37
	(ia) Lease Liabilities	4.49	5.08	5.73
	(ii) Others	5,166.84	5,100.15	4,758.28
	(b) Other Non-Current Liabilities	815.19	780.75	580.03
	Total Non-current liabilities	18,021.57	17,767.78	16,199.41
3.2	Current Liabilities			
	(a) Financial Liabilities			
	(i) Borrowings	5,375.48	6,309.98	9,308.54
	(ia) Lease Liabilities ..	1.31	1.28	0.80
	(ii) Trade payables			
	(a) Total outstanding dues of micro and small enterprises	16.32	2.72	8.94
	(b) Total outstanding dues Other than micro and small enterprises	4,376.19	5,660.94	3,544.92
	(iii) Others..	3,310.42	2,666.48	3,117.57
	(b) Other Current Liabilities	2,327.40	2,813.67	2,313.98
	Total Current Liabilities	15,407.12	17,455.07	18,294.76
	Total Liabilities	33,428.69	35,222.85	34,494.17
	Total Equity & Liabilities	66,209.43	67,542.47	60,839.98

As per our report of even date attached
 For Jasinder Singh & Associates
 Chartered Accountants
 FRN No. 016192N




(CA. Jasinder Singh)
 Partner
 Membership No. 096895


Place: Patiala
 Date: 26-05-2025

UDIN:- 25096895BM62YHD6483

For and on behalf of the Board of Directors


 (Ajoy Kumar Sinha)
 Chairman-cum-Managing Director
 DIN: 02171024


 (S. K. Beri)
 Director/Finance
 DIN: 09764598


 (Sudhir Kumar)
 Chief Financial Officer


 (Jaspal Singh Dhanjot)
 Company Secretary

Statement of Profit and Loss for the year 01-04-24 to 31-03-25

(Rs. In Crores)

(except earning per share)

Sr. No.	Particulars	For the year ended 31st March, 2025	For the year ended 31st Dec, 2024	For the year ended 31st March, 2024
I	Income			
	a) Revenue from Operations	27,217.81	21,790.39	24,940.09
	b) Tariff compensation from State Govt.	20,693.06	17,479.21	17,630.60
	c) Other Income	1,659.57	1,217.25	1,393.86
	Total Income	49,570.44	40,486.85	43,964.54
II	Expenses			
	a) Purchase of Power	31,954.22	25,814.74	28,801.91
	b) Generation of Power	3,697.07	2,632.38	3,372.65
	c) Repair and Maintenance	693.72	492.84	539.60
	d) Employee Benefit Expenses	7,078.20	5,323.29	7,097.36
	e) Administration & General Expenses	252.61	165.04	213.97
	f) Finance Costs	1,738.66	1,263.47	1,671.98
	g) Depreciation and Amortization Expenses	1,383.37	1,079.84	1,367.14
	h) Other Debits	142.15	297.88	99.50
	Total Expenses	46,940.01	37,069.47	43,164.10
III	Profit (+)/ Loss (-) before extraordinary items (I - II)	2,630.42	3,417.38	800.44
IV	Extraordinary item- Loss funding by GoP	3,581.95	2,387.50	
V	Profit (+)/ Loss (-) before Tax (III + IV)	6,212.37	5,804.88	800.44
VI	Tax Expense			
	a) Current tax	-	-	-
	b) Deferred tax	-	-	-
VII	Profit (+)/ Loss (-) for the year (V - VI)	6,212.37	5,804.88	800.44
VIII	Earnings per equity share: (In Rs.)			
	a) Basic	2.86	2.67	0.37
	b) Diluted	2.86	2.67	0.37

As per our report of even date attached
 For Jasminder Singh & Associates
 Chartered Accountants
 FRN No. 016192N

(CA. Jasminder Singh)
 Partner
 Membership No. 096895

Place: Patiala

Date: 26-05-2025

UDIN :- 25096895BMGZ YHD 6483

For and on behalf of the Board of Directors

(Ajoy Kumar Sinha)
 Chairman-cum-Managing Director
 DIN: 02171024

(Sudhir Kumar)
 Chief Financial Officer

(S. K. Beri)
 Director/Finance
 DIN: 09764598

(Jaspal Singh Dhanjal)
 Company Secretary

Notes to Accounts of Quarterly Financial Statements for the period ending Mar-2025.





- 1) Quarterly Accounts have been prepared to comply with the guidelines issued by Department of Public Enterprises, Govt. of India in respect of Corporate Governance and to fulfil the condition of Revamped Distribution Sector Scheme (RDSS).
- 2) Quarterly Accounts have been prepared on the same Significant Accounting Policies which have been followed for preparation of Annual Accounts.
- 3) **Financial Ratios (as per RDSS)**

Sr. No.	Ratios	As at 31 st Mar, 2025	As at 31 st Dec, 2024	As at 31 st Mar, 2024
(i)	Trade receivables turnover (in number of days)	81.09	89.05	89.47
(ii)	Trade payables turnover (in number of days)	44.97	54.75	40.43

Note: -

- 1) **For Trade Receivables Turnover Ratio - Numerator** is net trade receivables (current + non-current inclusive ED/Cess) x number of days and **Denominator** is Revenue from Operations Includes Revenue from sale of power to own consumers net of rebated and ED + Revenue from Distribution Franchisee + Fixed Charges/ Fuel Adjustment Charges/ Recovery for theft of power etc. + Revenue from Trading of Power/ UI + Revenue from Open Access Consumers/ Wheeling/ Any other Operating Revenue + Electricity Duty/Tax/Cess.
- 2) **For Trade Payables Turnover Ratio - Numerator** is Net Payable amount for Power Purchase dues includes liability for purchase of power (current + non-current) + liability for purchase of fuel (coal, oil, gas etc.) + liability to railways for coal receipts x Number of days and **Denominator** is Power Purchase Cost which includes cost for purchase of power + transmission charges for power purchased + cost of fuel (coal, gas, oil etc.) + other expenses net of expenses capitalized during the trial period.
- 4) The figures in the financial statements are in Rs. in crores upto two decimal places leaving the scope of rounding up variations.
- 5) Previous year's figures have been re-arranged/re-grouped/recast, where ever necessary, to make them comparable with current year's figures.

As per our report of even date attached
**For Jasminder Singh & Associates
Chartered Accountants
FRN No. 016192N**
**(CA. Jasminder Singh)
Partner
Membership No. 096895**

For and on behalf of the Board of Directors

**(Ajoy Kumar Sinha)
Chairman-cum-
Managing Director
DIN: 02171024**

**(S. K. Beri)
Director / Finance
DIN: 09764598**
Place: Patiala
Date: 26-05-2025
UDIN: - 25096895 BMG2 YHD6483

**(Sudhir Kumar)
Chief Financial Officer**

**(Jaspal Singh Dhanjal)
Company Secretary**

Report on Review of Interim Financial Information

The Board of Directors
Punjab State Power Corporation Limited
Patiala

We have reviewed the accompanying statement of **Un-Audited Financial Results** of **Punjab State Power Corporation Ltd.** (the "Company") for the Period ended **31st March 2025** (the "Statement"), being submitted by the Company pursuant to the requirement of Corporate Governance of State Power Distribution as amended. These financial results are the responsibility of the Company's Management and have been prepared in accordance with recognition and measurement Principles laid down in the Indian Accounting Standard 34 – "Interim Financial Reporting" and other relevant Indian Accounting Standards prescribed under Section 133 of The Companies Act, 2013 read with relevant Rules issued thereunder and other Accounting Principles generally accepted in India. These Financial Results are approved by the Whole Time Directors of the Company. Our responsibility is to express a Conclusion on this Interim Financial Information based on our Review.

We conducted our review in accordance with the Standard on Review Engagements (SRE) 2410 "Review of Interim Financial Information Performed by the Independent Auditor of the Entity", issued by the Institute of Chartered Accountants of India. A review of interim financial information consists of making inquiries, primarily of persons responsible for financial and accounting matters, and applying analytical and other review procedures. A review is substantially less in scope than an audit conducted in accordance with Standards on Auditing and consequently does not enable us to obtain assurance that we would become aware of all significant matters that might be identified in an audit. Accordingly, we do not express an Audit opinion.

In the absence of the compliances of Independent Auditor's Report on the Financial Statements for the Year ended 31.03.2024, we are unable to comment upon the impact, if any, arising out of the same on the Statements. Based on our review, nothing has come to our attention that causes us to believe that the accompanying Interim Financial Information is not prepared, in all material respects, in accordance with applicable Indian Accounting Standards and other recognized Accounting Practices generally accepted in India.

For M/s Jasminder Singh & Associates
Chartered Accountants
Firm Reg. No. - 016192N



CA. Jasminder Singh
Partner
Membership No. - 096895

Place: - Patiala

Date - 26-05-2025

UDIN - 25096895BMGYHD6483