

PUNJAB STATE POWER CORPORATION LIMITED



Office of Chief Engineer/ARR & TR,
Tel.No.0175-2302531, Fax No.0175-2302416, email ce-arr-tr@pspcl.in
Regd. Office: PSEB Head Office, The Mall Patiala- 147001
Corporate Identity Number: U40109PB2010SGC033813 Website: www.pspcl.in

To

Registrar,
Punjab State Electricity Regulatory Commission,
Chandigarh.

Memo no. 669/ARR/Dy. CAO/268/Deficiencies

Dated: 31.12.2024

Subject: Petition (No. 61 of 2024) for True-up for FY 2023-24 and ARR for FY 2025-26– Deficiencies thereof.

Reference: PSERC order dated 12.12.2024.

As desired by Hon'ble Commission vide above referred order dated 12.12.2024, please find enclosed herewith the point-wise reply to the deficiencies.

This is for your information, please.

DA: As Above.

H. Kans
31/12/24
**Chief Engineer/ARR&TR,
PSPCL, Patiala**

Replies against deficiencies vide order dated 12.12.2024 on Petition for True up of FY 2023-24 and ARR determination for FY 2025-26

Deficiency	Reply
<p>1. As per Regulation 56 of the MYT Tariff Regulations, 2022, PSPCL is required to submit the tariff proposal for meeting the revenue gap for FY 2025-26.</p>	<p>It is submitted that the Tariff proposal shall be submitted subsequently.</p>
<p>2. Energy Sales:</p>	
<p>a) With regard to Sales, Consumers and Connected Load for FY 2023-24 shown in Format D-5, PSPCL to submit the following:</p> <p>i. The Category-wise sales submitted by PSPCL in Format D5 does not match with that in Table 2-1 and Format D-25(A) of the Petition. Also, the number of consumers, connected load and contract demand as submitted in Format D5 do not match. PSPCL to reconcile and resubmit Format D-5.</p> <p>ii. PSPCL has also not submitted the Connected Load and Contract Demand of RWSS/Comp-solid waste for FY 2023-24 in Format D-5. PSPCL to submit the same.</p>	<p>Revised D-5 is hereby submitted as Annexure-1.</p>
<p>b) PSPCL has not submitted the Category wise Energy Sales figure for FY 2023-24, in Format D-25(A) of the petition. PSPCL to submit the reconciled energy sales figures in Format D-25 (A).</p>	<p>PSPCL submits that the category wise energy sales figure for FY 2023-24 has been submitted in Format D25(B).</p>
<p>c) In respect of AP sales, the following information be submitted for FY 2023-24:</p>	<p>PSPCL submits point wise reply as follows:</p>
<p>i. AP ledger data for FY 2023-24 citing feeder wise monthly energy consumption, feeder load details etc.</p> <p>ii. PSPCL to supply consumer wise monthly readings in respect of its claim of 116.33MU, in respect of metered AP consumption.</p> <p>iii. PSPCL has considered reduction of losses 10.23% from 01.04.2023 to 15.05.2023 and 10.45% from 16.05.2023 to 31.03.2024. The Commission has</p>	<p>i. The AP ledger data is attached herewith as Annexure-2a (MS excel format).</p> <p>ii. The consumer wise monthly readings in respect of metered AP consumption is attached herewith as Annexure-2b (MS excel format).</p> <p>iii. It is submitted that since the Tariff Order for FY 2023-24 had been effective from 16.05.2023 onwards, therefore PSPCL had considered loss for the period 01.04.2023 to 15.05.2023 as per target</p>

H. Kaus

Deficiency	Reply																	
<p>prescribed 12.30% distribution loss for complete FY 2023-24. Accordingly, 10.45% (85% of approved distribution loss of 12.30%) is to be reduced from the total pumped energy. PSPCL to correct the same and resubmit AP consumption.</p>	<p>for FY 2022-23 i.e., @ 10.23% (85% of 12.04%) and for the rest of the year as per target for FY 2023-24 i.e., 10.45% (85% of 12.30%).</p>																	
<p>d) In case of AP High Technology/High Density farming, PSPCL has shown only 2 number consumers in FY 2023-24 with contract demand of 107 kVA and 0.12MkVAh sales whereas these consumers are not covered under contract demand. Further in FY 2025-26, PSPCL has shown only one consumer with contract demand of 110 kVA and energy consumption of 4.52 MkwH. Also, the energy consumption of AP High Technology/High Density farming consumers for FY 2023-24 has been shown as 0.05MU in Format D25-B and 3.56MU in Table 2-1 of the petition. PSPCL to check and confirm the correct data of AP High Technology/High Density farming.</p>	<p>PSPCL has shown both kW and KVA for the 2 no. consumers of AP high Tech category along with kWh under kWh based billing category.</p> <p>With respect to the energy consumption of AP High Technology/High Density farming consumers for FY 2023-24, it is clarified that in Table 2-1 at page no. 22 of the petition, the consumption of 3.56 MU is to be read as sum of 0.05 MU consumption of AP High Technology/High Density farming consumers and 3.51 MU consumption of AP metered consumers.</p>																	
<p>e) In format 25B, for FY 2023-24, PSPCL has shown 263 agriculture pump set with 1947 kW sanctioned load and 3.51MU consumption. PSPCL to submit the details and confirm whether this sale is part of AP consumption of 12797.35MU claimed by PSPCL in the petition.</p>	<p>PSPCL submits that these 263 consumers have been billed according to commercial circular no. 39/2017 (annexed as Annexure-3) and as per aforesaid circular connections to such consumers ought to be released from nearest AP feeders by installing AMR meters to access the energy consumption. Thus, it can be inferred that the consumption of 3.51 MU is included in the total AP consumption of 12,797.35 MU. Further, vide commercial circular no. 45/2021 (annexed as Annexure-4), the bills of these consumers have been subsidised by the Government of Punjab.</p>																	
<p>f) For FY 2023-24, PSPCL has submitted the year-wise total quantum and amount of outside state sales. PSPCL to submit the break-up of power sold source-wise (both MU and revenue in Rs Crore).</p>	<p>PSPCL submits the source-wise break-up of power sold for FY 2023-24 as below:</p> <table border="1" data-bbox="1145 241 1380 1346"> <thead> <tr> <th rowspan="2">Source</th> <th colspan="2">FY 2023-24</th> </tr> <tr> <th>Energy (MU)</th> <th>Amount (Rs. Cr.)</th> </tr> </thead> <tbody> <tr> <td>IEX Day Ahead Market</td> <td>574.08</td> <td>486.90</td> </tr> <tr> <td>IEX Real Time Market</td> <td>631.37</td> <td>427.57</td> </tr> <tr> <td>PXIL Day Ahead Market</td> <td>10.45</td> <td>10.42</td> </tr> <tr> <td>PXIL Term Ahead Market</td> <td>44.15</td> <td>43.69</td> </tr> </tbody> </table>	Source	FY 2023-24		Energy (MU)	Amount (Rs. Cr.)	IEX Day Ahead Market	574.08	486.90	IEX Real Time Market	631.37	427.57	PXIL Day Ahead Market	10.45	10.42	PXIL Term Ahead Market	44.15	43.69
Source	FY 2023-24																	
	Energy (MU)	Amount (Rs. Cr.)																
IEX Day Ahead Market	574.08	486.90																
IEX Real Time Market	631.37	427.57																
PXIL Day Ahead Market	10.45	10.42																
PXIL Term Ahead Market	44.15	43.69																

H. Koush

Deficiency

Reply

IEX Term Ahead Market	20.66	19.89
HPX Term Ahead Market	17.34	16.64
Total	1,298.05	1,005.11

Further, the details for the bills raised by PSPCL to HPSEBL in FY 2023-24 is as under:

FY 2023-24	Amount (Rs.)
Q-1	2,26,37,690/-
Q-2	2,23,86,841/-
Q-3	1,62,95,246/-
Q-4	1,83,34,168/-
Total	7,96,53,945/-

g) Category/sub-category wise, units adjusted for theft, UUE etc. and methodology for working out the same be furnished. Further PSPCL has submitted 418.69 MU for adjusted units (Theft/short assessment/unbilled) but in format 25, revenue of only Rs. 66.81 Crore has been booked against these units. PSPCL to provide details of the adjusted units and revenue earned as well as revenue assessed against these units.

PSPCL submits the category wise breakup of adjusted units for theft, short assessment and unbilled as follows:

Category	Unbilled Revenue Adjustment (MU)	Theft (MU)	Short Assessment (MU)	Total (MU)
DS (incl. others)	49.68	134.24	27.11	211.03
NRS	-9.87	43.27	9.90	43.30
SP	-1.61	7.06	4.61	10.06
MS	5.73	12.12	4.60	22.45
LS	111.47	4.24	3.25	118.96
Public lighting	-0.75	0.25	0.84	0.34
Bulk Supply & Grid Supply	1.16	0.72	0.90	2.78
Railway Traction	0.59	4.33	-	4.92
AP	-	4.85	-	4.85
Total	156.40	211.08	51.21	418.69

HK

Deficiency	Reply
	<p>The methodology adopted for the calculation of category/sub-category wise, units adjusted for theft, short assessment and unbilled is as below:</p> <p>On detection of any Theft/UUE by Enforcement/DS staff, the consumer is charged penalty/amount as per checking report by the operation sub-division strictly according to the instructions of Supply code. The charged amount is divided by average unit rate of that particular category to calculate approximate equivalent units of energy leakage by concerned Enforcement wing / sub-divisional office.</p> <p>Detail of Revenue assessed against adjusted units: *</p> <p>a. <u>Unbilled units</u>: Revenue against these units has already been adjusted in March monthly account and is already included in gross revenue in the books of accounts.</p> <p>b. <u>Short Assessment by Audit</u>: Revenue against these units (short assessment detected by the audit wing) is charged through sundry charges, thereby booked in monthly account by the sub-division, hence already included in gross revenue in the accounts.</p> <p>c. <u>Theft</u>: Revenue of Rs. 66.81 Crore has been booked on account of theft/UUE units i.e., 211.08 MU.</p>
<p>h) In Form D25, PSPCL has shown fewer industrial consumers (Medium Power) during the season as compared to that during off season. Similarly for Ice factories & Candies and Cold Storage PSPCL has submitted fewer consumers during April to May as compared to that during August to March. PSPCL to submit the reasons for showing fewer industrial consumers during the season as compared to that during off season. PSPCL to review and resubmit the data for seasonal industry as well as Ice factories & Candies and Cold Storage.</p>	<p>PSPCL has shown 1,111 MS consumers during season and the 2,712 are the off-season consumers for SP, MS and LS combined.</p> <p>For ice factories & candies and cold storage, PSPCL has submitted overall industrial consumers as 685 during April to July as compared to 562 during August to March.</p>
<p>i) PSPCL to submit the reason for projecting NIL outside state sales for FY 2025-26.</p>	<p>PSPCL submits that the projected value of sale of surplus power during FY 2025-26 is NIL keeping in view the rising demand, which has led to reduced surplus quantum. The surplus power is expected to be available primarily in the winter months when market rates are not likely to be favourable for sale. However, PSPCL will explore every opportunity to sell power on actual basis whenever feasible based on real time power scenario.</p>

H. Kaus

Deficiency		Reply																																					
3. Energy Balance		PSPCL submits the energy reconciliation as follows:																																					
a) PSPCL to reconcile its energy received from PSTCL with that submitted by PSTCL in its ARR Petition.	<table border="1"> <thead> <tr> <th>S. No.</th> <th>Particulars</th> <th>Energy (MU)</th> <th>Remarks</th> </tr> </thead> <tbody> <tr> <td>1</td> <td>Energy measured by PSTCL at (transmission to distribution)</td> <td>62,597.42</td> <td>After excluding energies of Chandigarh, Kathua and Railway open access</td> </tr> <tr> <td>2</td> <td>Energy of points excluded by PSTCL (injection at BBMB substations + generating to interstate points)</td> <td>3,528.35</td> <td></td> </tr> <tr> <td>3</td> <td>NRSE energy within state</td> <td>1,612.12</td> <td>After deducting 650.40 MU power exported to PSTCL</td> </tr> <tr> <td>4</td> <td>Transmission losses calculated by PSTCL</td> <td>1,461.73</td> <td></td> </tr> <tr> <td>5</td> <td>Total energy at Punjab periphery PSTCL (1+2+3+4)</td> <td>69,199.63</td> <td></td> </tr> <tr> <td>6</td> <td>Availability at Punjab periphery PSPCL</td> <td>69,169.83</td> <td></td> </tr> <tr> <td>7</td> <td>Error Margin (+/-) in MUs (6-5)</td> <td>-29.80</td> <td></td> </tr> <tr> <td>8</td> <td>%age Error Margin (+/-)</td> <td>-0.04%</td> <td></td> </tr> </tbody> </table>	S. No.	Particulars	Energy (MU)	Remarks	1	Energy measured by PSTCL at (transmission to distribution)	62,597.42	After excluding energies of Chandigarh, Kathua and Railway open access	2	Energy of points excluded by PSTCL (injection at BBMB substations + generating to interstate points)	3,528.35		3	NRSE energy within state	1,612.12	After deducting 650.40 MU power exported to PSTCL	4	Transmission losses calculated by PSTCL	1,461.73		5	Total energy at Punjab periphery PSTCL (1+2+3+4)	69,199.63		6	Availability at Punjab periphery PSPCL	69,169.83		7	Error Margin (+/-) in MUs (6-5)	-29.80		8	%age Error Margin (+/-)	-0.04%			
S. No.	Particulars	Energy (MU)	Remarks																																				
1	Energy measured by PSTCL at (transmission to distribution)	62,597.42	After excluding energies of Chandigarh, Kathua and Railway open access																																				
2	Energy of points excluded by PSTCL (injection at BBMB substations + generating to interstate points)	3,528.35																																					
3	NRSE energy within state	1,612.12	After deducting 650.40 MU power exported to PSTCL																																				
4	Transmission losses calculated by PSTCL	1,461.73																																					
5	Total energy at Punjab periphery PSTCL (1+2+3+4)	69,199.63																																					
6	Availability at Punjab periphery PSPCL	69,169.83																																					
7	Error Margin (+/-) in MUs (6-5)	-29.80																																					
8	%age Error Margin (+/-)	-0.04%																																					
		<p>%age Error (+/-) may be due to different sets of equipment used by NRPC and PSTCL, use of conventional energy meters of PSPCL against ABT meters at various Stations.</p> <p>Net Input Energy taken by PSTCL is the energy input to only 400/220/132 KV network. However, injection at BBMB substations + Generating to interstate points, remain un-accounted.</p>																																					
b) While working out Energy Balance for FY 2023-24 as per table 2.21, PSPCL has reduced 1612.12 MU as generation available at 66/11 kV from the total energy requirement. PSPCL to submit the details of NRSE power source wise at 66/11kV.	<p>The information related to source wise NRSE power within Punjab for FY 2023-24 is attached as Annexure-5.</p>																																						

H.Kans

Deficiency	Reply																														
<p>c) While working out Energy Balance for FY 2025-26, PSPCL has not reduced the generation available at 66/11 kV from the total energy requirement. The same be reviewed and accordingly the energy balance for FY 2025-26 be re-worked and re-submitted. Further, details of NRSE power at 66/11kV be submitted for FY 2025-26.</p>	<p>The information related to source wise NRSE power within Punjab projected for FY 2025-26 is attached as Annexure-6.</p>																														
<p>4. Power Purchase</p>																															
<p>a) Details for FY 2023-24 in respect of</p> <ol style="list-style-type: none"> Details of LPS and TDS, if any. Additional UI charges actually paid for over drawl/under drawl of power as per the relevant CERC Regulations be submitted. Interest paid due to delayed payments to UI account/Regional Deviation Pool Account Fund. 	<p>PSPCL submits point wise reply as :</p> <ol style="list-style-type: none"> LPS paid in FY 2023-24 is Rs. 39,99,10,330/-. There is no component/head as 'Additional UI Charges' in the weekly UI/DSM Energy Accounts issued by NRPC during FY 2023-24. The same component/head used to exist till FY 2022-23 under relevant CERC Regulations. The interest paid due to delayed payments to UI account/Regional Deviation Pool Account Fund is NIL. 																														
<p>b) Source wise details of "other charges" in Form D3 along with the documentary evidence be submitted for FY 2023-24.</p>	<p>PSPCL submits the required information as Annexure-7.</p>																														
<p>c) PSPCL to submit the details of transmission charges paid to UPPTCL.</p>	<p>The month wise details of transmission charges paid (in Rs.) to UPPTCL in FY 2023-24 is as under:</p> <table border="1" data-bbox="957 806 1404 1388"> <thead> <tr> <th>Month</th> <th>Transmission charges (Rs.)</th> <th>Previous year payments (Rs.)</th> </tr> </thead> <tbody> <tr> <td>April</td> <td>6,36,199/-</td> <td></td> </tr> <tr> <td>May</td> <td>7,41,266/-</td> <td>11,90,993/- (due to Trued-up ARR of UPPTCL for FY 2021-22 as per UPERC tariff order dated 24.05.2023)</td> </tr> <tr> <td>June</td> <td>39,16,563/-</td> <td></td> </tr> <tr> <td>July</td> <td>32,40,008/-</td> <td></td> </tr> <tr> <td>August</td> <td>58,46,201/-</td> <td></td> </tr> <tr> <td>September</td> <td>17,99,928/-</td> <td></td> </tr> <tr> <td>October</td> <td>4,18,029/-</td> <td></td> </tr> <tr> <td>November</td> <td>2,01,813/-</td> <td></td> </tr> <tr> <td>December</td> <td>27,52,909/-</td> <td></td> </tr> </tbody> </table>	Month	Transmission charges (Rs.)	Previous year payments (Rs.)	April	6,36,199/-		May	7,41,266/-	11,90,993/- (due to Trued-up ARR of UPPTCL for FY 2021-22 as per UPERC tariff order dated 24.05.2023)	June	39,16,563/-		July	32,40,008/-		August	58,46,201/-		September	17,99,928/-		October	4,18,029/-		November	2,01,813/-		December	27,52,909/-	
Month	Transmission charges (Rs.)	Previous year payments (Rs.)																													
April	6,36,199/-																														
May	7,41,266/-	11,90,993/- (due to Trued-up ARR of UPPTCL for FY 2021-22 as per UPERC tariff order dated 24.05.2023)																													
June	39,16,563/-																														
July	32,40,008/-																														
August	58,46,201/-																														
September	17,99,928/-																														
October	4,18,029/-																														
November	2,01,813/-																														
December	27,52,909/-																														

H. Kaur

Deficiency	Reply												
	<table border="1"> <tr> <td>January</td> <td>10,86,946/-</td> </tr> <tr> <td>February</td> <td>7,06,430/-</td> </tr> <tr> <td>March</td> <td>5,23,114/-</td> </tr> <tr> <td>Total</td> <td>11,90,993/-</td> </tr> <tr> <td colspan="2">G Total for FY 2023-24</td> </tr> <tr> <td></td> <td>2,30,60,399/-</td> </tr> </table>	January	10,86,946/-	February	7,06,430/-	March	5,23,114/-	Total	11,90,993/-	G Total for FY 2023-24			2,30,60,399/-
January	10,86,946/-												
February	7,06,430/-												
March	5,23,114/-												
Total	11,90,993/-												
G Total for FY 2023-24													
	2,30,60,399/-												
<p>d) In format D3 (FY 2023-24) PSPCL has shown power purchase of 48.05 MU from NVVNL bundled solar power at a very high variable rate of Rs. 10.66/kWh. PSPCL has projected Rs. 10.68/kWh for NVVNL bundled solar power for FY 2025-26. Detailed break-up of the same be submitted. Also submit details of SECI solar power purchased at a rate of Rs. 5.50/kWh.</p>	<p>The detailed break-up of NVVNL bundled solar power for FY 2023-24 is annexed as Annexure-8a. The detailed break-up of NVVNL bundled solar power projected for FY 2025-26 is annexed as Annexure-8b. The detailed break-up of SECI solar power for FY 2023-24 is annexed as Annexure-8c.</p>												
<p>e) PSPCL has submitted Rs. 3.23 Crore payment towards SECI solar transmission and SLDC charges. PSPCL to provide the details of these charges</p>	<p>The detailed break-up of SECI solar transmission and SLDC charges for FY 2023-24 is annexed as Annexure-9.</p>												
<p>f) In Format D3 for FY 2023-24, PSPCL has submitted prior period expenses of Rs. 1029.73 Crore out of which major charges are of CTUIL (Rs. 390.82 Crore), Auraiya (Rs. 111.09 Crore) PSTCL (Rs. 97.53 Crore), NPL (Rs. 76.63 Crore) and GVK (Rs. 86.86 Crore). PSPCL to submit the detailed break-up of prior period expenses.</p>	<p>The detailed break-up of prior period expenses for FY 2023-24 is annexed as Annexure-10. Major expenses are explained below: <u>CTUIL - Rs. 390.82 Crore</u> : It is submitted that as per Clause 15(2)(b) of CERC (Sharing of Inter-State Transmission Charges and Losses) Regulations, 2020, the second bill shall be raised to adjust variations on account of any revision in transmission charges allowed by the Commission, including incentives as applicable, provided that under-recovery or over-recovery of any amount on account of such revision in transmission charges in respect of a billing period shall be billed by the Central Transmission Utility to DICs in proportion to their first bill in the relevant billing month. Accordingly, CTUIL raised second bill for the period of Jan'23 to Mar'23, April'23 to June'23 and for July'23 to Sept'23 in line with various CERC orders corresponding to revision of transmission tariff for the previous years in FY 2023-24. Further, PSPCL made previous year payments to CTUIL due to issuance of third bill for FY 2020-2023 & April'22 to Mar'23 and deferred tax charges for FY 2022-23. <u>Auraiya - Rs. 111.09 Crore</u> : PSPCL made Rs. 111.09 Crore previous year payments to M/s NTPC towards Auraiya Gas station in FY 2023-24, due to issuance of CERC 2014-19 true-up order dated 15.04.2023 and CERC 2019-24 tariff order dated 31.05.2023.</p>												

H. Kang

Deficiency

Reply

PSTCL - Rs. 97.53 Crore : Previous year payment amounting to Rs. 97.53 Crore was made to PSTCL in FY 2023-24 as per Tariff Order dated 15.05.2023 on account of Revenue Gap after APR for FY 2022-23.

- PSTCL Transmission & SLDC Charges as determined in APR for FY 2022-23 = Rs. 1,590.09 Cr.
- PSTCL Transmission & SLDC Charges as determined in ARR for FY 2022-23 = Rs. 1,492.56 Cr.
- Revenue Gap = Rs. 97.53 Cr.

NPL - Rs. 76.63 Crore : Details are as follows:

Sr. No.	Year	Amount (Rs.)	Details
1	2017-18	76,20,88,671/-	Payment of principal amount as per Hon'ble PSERC order dated 11.08.2023 in Petition no. 46 of 2023 filed by PSPCL in imported coal case.
2	2020-21	2,99,15,780/-	1. Rs. 2,96,62,649/- pending differential force majeure amount (covid case) 2. Rs. 2,53,131/- payment of pending differential amount on basis of revision of base rate effective from 01.04.2023 force majeure amount (covid case).
3	2022-23	-2,56,86,896/-	1. Rs. 1,18,59,273/- Supplementary Nov-22 bill verified as calculated 2. Rs. 6,33,037/- Supplementary Bill of Dec-22 3. Rs. (-)4,49,11,807 Supplementary Bill of Jan-23 4. Rs. 2,82,936/- Supplementary bill of Feb-23 5. Rs. 64,49,665/- Supplementary bill of March-23
TOTAL		76,63,17,555/-	

GVK - Rs. 86.86 Crore : Arrear paid in compliance with the Hon'ble PSERC orders dated 12.07.2023 in Petition No. 68 of 2022, 75% contract year penalty adjustments for the period FY 2021-22 and FY 2022-23, Refund of EOI Amount, revised March 2023 bill due to revised SLDC Energy Account, payment of arrears as per orders dated 05.09.2023 in Petition No. 01 of 2023.

H. Kaus

Deficiency	Reply
<p>g) PSPCL has submitted that power purchase cost includes Rs. 1.38 Crore paid by BBMB on account of NRLDC charges. PSPCL to provide the details and confirm under which head the same has been shown in Format D3. PSPCL to further confirm whether these charges are not part of the O&M expenses being claimed by PSPCL in this petition.</p>	<p>In this regard, it is intimated that amount of Rs. 1.38 Crore paid during FY 2023-24 has been booked under account code '70.402 - SLDC charges' and is a part of Purchase of Power (Note no. 31) of the Balance Sheet. This amount is not part of Format-D3 and has to be considered over and above the power purchase cost as per Format-D3. PSPCL further submits that the amount of Rs. 1.38 Crore is not part of the O&M expenses being claimed in this petition.</p>
<p>h) PSPCL has issued Termination Notice dated 12.08.2021 to Anta, Auraiya, & Dadri stations of NTPC in view of the Commission's order dated 05.08.2021 in Petition no. 28 of 2021 but PSPCL in Tariff petition for FY 2025-26 has shown fixed cost of Rs. 11.90 Crore paid to these stations without availing any energy. PSPCL has further shown prior period expense of Rs. 111.09 Crore paid to Auraiya. PSPCL need to provide the details and rationale of the payment made.</p>	<p>It is submitted that PSPCL has terminated PPA with Anta, Auriya, Dadri plants after duly informing the Ministry of Power (MoP) and has not procured power through that PPA/arrangements. In the backdrop of the situation prevailing in the Power Sector, it was apprehended that the arrangements put in place for the upcoming paddy season (maximum demand period) may fall short and Punjab may face difficulty in ensuring 8 hours supply to the agricultural sector along with fulfilling its obligation to supply power 24x7 to other sectors. Therefore, to overcome the anticipated eventuality of acute shortage, PSPCL through GoP, was taking up the matter with MoP, Gol (letters attached as Annexure-11) for temporary allocations of 1500 MW firm/reliable power for short term from the Central Sector Generating Stations. At the onset of paddy season, the MoP, Gol, vide their orders dated 02/05/2023, 30/05/2023 temporarily allocated 133 MW-414 MW to Punjab (including Anta, Auriya and Dadri). Hence, this power under discussion was allocated by MoP, Gol as part of package from its unallocated quota of power as explained below in detail:</p> <p>MoP, Gol keeps some unallocated share from all Centre Sector Generators like NHPC, NTPC (includes Anta, Auriya, Dadri, etc.), SJVNL, etc. at its disposal as unallocated pool of respective regions i.e. NR, WR, SR, ER and NER and allocates the same to states based on seasonal demand change, due to diversity of demand in various regions and states.</p> <p>In view of the above MoP, Gol has allocated the power from these plants on request of PSPCL, as a part of the package in addition to other plants, from its share of unallocated power to PSPCL, not on a permanent basis, rather for meeting demand of state reliably for short duration and PSPCL has no choice over selecting the plant.</p> <p>Further, the guidelines for enabling the discoms to either continue or exit from the PPA's after completion of term of the PPA issued by MoP, Gol vide letter no. 23/23/2020-R&R [254623] also provides as under -</p>

H. Kaur

Deficiency

Reply

"... Part relinquishment of share from unallocated pool of power shall not be feasible and accordingly shall not be allowed."
 In view of above relinquishment of unallocated share for Anta, Auriya and Dadri plants as a part of unallocated pool was not feasible. Further, due to high variable cost of energy no power was availed from these plants.
 The allocation made in favour of PSPCL from the unallocated quota of stations, for which there is no firm allocation, is also treated as contracted capacity with CGS. So, for this temporary allocation, PSPCL is liable to pay the capacity charges.
 Further, as replied in point 4(f) above, PSPCL made Rs. 111.09 Crore previous year payments to M/s NTPC towards Auraiya Gas station in FY 2023-24 due to issuance of CERC 2014-19 true-up order dated 15.04.2023 and CERC 2019-24 tariff order dated 31.05.2023.

i) PSPCL to submit the month wise and source wise detailed break-up of Net banking and accounting thereof for FY 2023-24 along with projected calculations for FY 2025-26.

The month wise and source wise detailed break-up of Net banking for FY 2023-24 is attached herewith as **Annexure-12** and its accounting is shown below:

Particulars	Energy (MU)	Rate	Amount (Rs.)
Bought at previous rate	915.07	4.17	3,81,58,24,900
New Purchase	5906.31	4.71	27,81,87,36,734
Total Purchase	6821.38		31,63,45,61,634
Sale	-7645.03	4.71	-36,00,81,06,029
Booking during FY 2023-24	-823.65	5.31	-4,37,35,44,396
Net Premium paid (+)/received(-) during the year	161.45	4.71	76,04,36,096
Net Booking	-662.20	5.46	-3,61,31,08,300
Units to be shown in ARR	-823.65	4.39	-3,61,31,08,300

The month wise breakup of projected net banking energy for FY 2025-26 is as follows:

Net Banking (MU)	
Apr-25	-966.44
May-25	298.49
Jun-25	862.65
Jul-25	1379.18
Oct-25	-116.04
Nov-25	-617.43
Dec-25	-984.50
Jan-26	-1086.65

M. K. Singh

Deficiency	Reply																								
<p>j) Details of Short-term power procurement comprising of the quantum and cost along with supporting documents and trading margins, if any, for FY 2023-24. Also provide details of NRSE power purchase within Punjab.</p>	<table border="1" data-bbox="183 739 303 1108"> <thead> <tr> <th></th> <th>Aug-25</th> <th>976.05</th> <th>Feb-26</th> <th>-447.64</th> </tr> </thead> <tbody> <tr> <td></td> <td>Sep-25</td> <td>661.73</td> <td>Mar-26</td> <td>-825.19</td> </tr> <tr> <td></td> <td>Total</td> <td></td> <td></td> <td>-865.799</td> </tr> </tbody> </table> <p>PSPCL is exploring banking of power opportunities with other utilities, discussions are in initial stages, yet no arrangements have matured. So currently, the source-wise breakup of projected banking for FY 2025-26 cannot be provided.</p> <p>Further, for FY 2025-26 the banking rate of Rs. 469.481/kWh has been considered which is 5% enhancement from FY 2024-25 H2 rate which is Rs. 447.125/kWh.</p> <p>It is submitted that the short-term power procurement for FY 2023-24 was done only through exchanges. The purchase amount of energy therein submitted includes the trading margin at the rate of 0.96 paise/kWh.</p> <p>Further, the details of NRSE power purchase within Punjab has been provided in reply to point 3 (b) as Annexure-5.</p>		Aug-25	976.05	Feb-26	-447.64		Sep-25	661.73	Mar-26	-825.19		Total			-865.799									
	Aug-25	976.05	Feb-26	-447.64																					
	Sep-25	661.73	Mar-26	-825.19																					
	Total			-865.799																					
<p>k) PSPCL to submit the details of energy received by it on account of net metering.</p>	<p>PSPCL submits the net metering units as on 30-09-2024 as 21.78 MUs.</p>																								
<p>l) In Para 3.8.20 PSPCL has submitted that the CTUIL, UPTCL charges & Intra-state Transmission Charges (PSTCL) for FY 2025-26 have been escalated by 5% from FY 2024-25 (H1+H2). However, other charges under CTUIL for FY 2025-26 have been considered the same as that of FY 2024-25 (H1+H2). It is noticed that PSPCL has claimed lower CTUIL charges in FY 2025-26 (Rs. 2031 Crore) than FY 2023-24 (Rs. 2053.27 Crore). In this regard PSPCL to submit the Actual CTUIL Charges for FY 2024-25 (H1) along with Projected CTUIL charges for FY 2025-25(H2) based on which PSPCL has worked out the transmission charges for FY 2025-26.</p>	<p>The detail of CTUIL transmission charges from FY 2023-24 to FY 2025-26 are as under:</p> <table border="1" data-bbox="734 739 893 1702"> <thead> <tr> <th>FY</th> <th>Amount (Rs. Crore)</th> <th>Other charges (Rs. Crore)</th> <th>Total amount (Rs. Crore)</th> </tr> </thead> <tbody> <tr> <td>2023-24 (actual)</td> <td>2,066.70</td> <td>-15.62</td> <td>2,051.08</td> </tr> <tr> <td>2024-25 H1 (actual)</td> <td>1,119.61</td> <td>-160.71</td> <td>958.90</td> </tr> <tr> <td>2024-25 H2 (projected)</td> <td>1,119.61</td> <td>-160.71</td> <td>958.90</td> </tr> <tr> <td>2024-25 (H1+H2)</td> <td>2,239.22</td> <td>-321.42</td> <td>1,917.79</td> </tr> <tr> <td>2025-26 (projected)</td> <td>2,351.18</td> <td>-321.42</td> <td>2,029.76</td> </tr> </tbody> </table> <p>The CTUIL Transmission Charges for FY 2025-26 have been escalated by 5% from the FY 2024-25 (H1+H2). However, other charges under CTUIL for FY 2025-26 has been considered the same as that of FY 2024-25 (H1+H2).</p>	FY	Amount (Rs. Crore)	Other charges (Rs. Crore)	Total amount (Rs. Crore)	2023-24 (actual)	2,066.70	-15.62	2,051.08	2024-25 H1 (actual)	1,119.61	-160.71	958.90	2024-25 H2 (projected)	1,119.61	-160.71	958.90	2024-25 (H1+H2)	2,239.22	-321.42	1,917.79	2025-26 (projected)	2,351.18	-321.42	2,029.76
FY	Amount (Rs. Crore)	Other charges (Rs. Crore)	Total amount (Rs. Crore)																						
2023-24 (actual)	2,066.70	-15.62	2,051.08																						
2024-25 H1 (actual)	1,119.61	-160.71	958.90																						
2024-25 H2 (projected)	1,119.61	-160.71	958.90																						
2024-25 (H1+H2)	2,239.22	-321.42	1,917.79																						
2025-26 (projected)	2,351.18	-321.42	2,029.76																						

H. Kaur

Deficiency	Reply																																								
<p>m) PSPCL has submitted that it has claimed open access charges (T-GNA charges) by considering T-GNA charge rate of Rs. 523.24/MWh. PSPCL to submit the basis of consideration of T-GNA charge rate.</p>	<p>PSPCL submits the details of T-GNA charge rate of Rs 523.24/MWh is as below:</p> <table border="1" data-bbox="231 235 694 974"> <thead> <tr> <th>Month</th> <th>TGNA Charges as per CERC orders 2024 (Rs./MW/block)</th> <th>TGNA Charges as per CERC orders 2024 (Rs./kWh)</th> <th>Projected MU</th> <th>Cost Projected (Rs. Crore)</th> </tr> </thead> <tbody> <tr> <td></td> <td>(1)</td> <td>(2)=(1)*4/1000</td> <td>(3)</td> <td>(4) = (2)*(3)/10</td> </tr> <tr> <td>June</td> <td>108.98</td> <td>0.436</td> <td>862.7</td> <td>38</td> </tr> <tr> <td>July</td> <td>135.79</td> <td>0.543</td> <td>1,379.2</td> <td>75</td> </tr> <tr> <td>August</td> <td>132.88</td> <td>0.532</td> <td>976.1</td> <td>52</td> </tr> <tr> <td>September</td> <td>144.63</td> <td>0.579</td> <td>661.7</td> <td>38</td> </tr> <tr> <td>Total</td> <td></td> <td></td> <td>3,879.70</td> <td>203</td> </tr> <tr> <td colspan="5">T-GNA Charge (weighted average) (Rs./MWh) (5)=(4)*10*1000/(3) 523.24</td> </tr> </tbody> </table>	Month	TGNA Charges as per CERC orders 2024 (Rs./MW/block)	TGNA Charges as per CERC orders 2024 (Rs./kWh)	Projected MU	Cost Projected (Rs. Crore)		(1)	(2)=(1)*4/1000	(3)	(4) = (2)*(3)/10	June	108.98	0.436	862.7	38	July	135.79	0.543	1,379.2	75	August	132.88	0.532	976.1	52	September	144.63	0.579	661.7	38	Total			3,879.70	203	T-GNA Charge (weighted average) (Rs./MWh) (5)=(4)*10*1000/(3) 523.24				
Month	TGNA Charges as per CERC orders 2024 (Rs./MW/block)	TGNA Charges as per CERC orders 2024 (Rs./kWh)	Projected MU	Cost Projected (Rs. Crore)																																					
	(1)	(2)=(1)*4/1000	(3)	(4) = (2)*(3)/10																																					
June	108.98	0.436	862.7	38																																					
July	135.79	0.543	1,379.2	75																																					
August	132.88	0.532	976.1	52																																					
September	144.63	0.579	661.7	38																																					
Total			3,879.70	203																																					
T-GNA Charge (weighted average) (Rs./MWh) (5)=(4)*10*1000/(3) 523.24																																									
<p>n) The power procurement prices of Parbati-III (Rs. 8.69/kWh) and Tanakpur (Rs. 6.72/kWh) hydro powers stations are on higher side. PSPCL to provide the reasons.</p>	<p>The reason for higher power procurement price of Parbati-III HEP (Rs. 8.69/kWh) for FY 2023-24 is because of the lower generation of power due to non-commissioning of Parbati-II HEP. Parbati-III HEP is a pondage type scheme and operated in tandem with the upstream Parbati-II HEP. The Design Energy of Parbati-III HEP is 1963.29 MUs. Due to non-commissioning of Parbati-II HEP, Parbati-III HEP could only generate 284 MUs (Project Saleable Scheduled Energy) of Power against Saleable Design Energy of 1687 MUs. The Parbati-II HEP is likely to be commissioned in March 2025.</p> <p>The reason for higher power procurement price of Tanakpur HEP (Rs. 6.72/kWh) for FY 2023-24 is because of higher Annual Fixed Cost (AFC) which was determined by CERC order dated 05.04.2023 in petition no. 144/GT/2020. Further, in FY 2023-24, the project did not generate the Secondary Energy which was billed at the rate of Rs. 1.20/kWh in comparison to FY 2022-23. Additionally, Water Usage Charges of Rs. 0.404/kWh were also applicable on the project.</p>																																								
<p>o) PSPCL had filed a petition No. 37 of 2023 for approval of procurement process and the Power Purchase Agreement for a contracted capacity of 64 MW from Subhansiri Lower Hydroelectric Project but later withdrew the petition with liberty to approach the Commission after the levelized tariff of the project is available. PSPCL has now projected the power procurement of 105 MU during FY 2025-26 at a per</p>	<p>As conveyed by NHPC, updated status w.r.t levelised tariff, physical progress and financial progress of Subhansiri HEP is as follows (reproduced here as received from NHPC):</p> <p>"The actual expenditure incurred up to 30.09.2024 : Rs 22,026.82 Crore, Physical Progress : 93.88 % and Financial progress : 103.67%, Preparation of Revised RCE is under progress and Levelized Tariff is not known at this stage. Final cost incurred & LT calculated on actual cost shall be intimated separately."</p>																																								

H. K. K.

Deficiency	Reply
<p>unit cost of Rs. 5.60 from Subhansiri HEP. PSPCL to submit the leveled tariff along with physical and financial progress as conveyed by NHPC.</p> <p>p) PSPCL has procured power from Meja, Pragati-III and DVC's Raghunathpur, Durgapur & Bokaro power Stations during FY 2023-24 at a total per unit cost varying between Rs. 4.77 for Raghunathpur station and Rs. 12.70 for Pragati-III. The Commission had disallowed power procurement of PSPCL from power stations of Meja, Pragati-III and DVC's Raghunathpur, Durgapur & Bokaro Stations vide Order dated 01.02.2021 in petition No. 28 of 2019. In review petition No. 05 of 2021 in Petition No. 45 of 2020, PSPCL had submitted that against the Order of the Commission in petition No. 28 of 2019, PSPCL filed an Appeal before the Hon'ble Appellate Tribunal and the Hon'ble Appellate Tribunal vide order dated 02.11.2021 granted a stay on the Order of the Commission and directed PSPCL to continue procuring power from the three generating stations. PSPCL to apprise the latest status of the Appeal.</p>	<p>It is submitted that PSPCL had not filed any Appeal against PSERC order in Petition no. 28 of 2019. It was generators who filed various Appeals against PSERC order in Petition no. 28 of 2019. Appeals filed by DVC (App no. 304 of 2021), Pragati (App (DFR) no. 372 of 2021) and Meja Urja (App (DFR) no. 383 of 2021) are still pending before APTEL and PSPCL's Termination Notice and the said order of PSERC are still being stayed by APTEL. Latest orders in the said three appeals are attached herewith as Annexure-13.</p>
<p>q) PSPCL has submitted actual energy rate of TSPL for FY 2023-24 as Rs 3.72/kWh and projected Rs. 4.11/kWh energy rate for FY 2025-26. However, the linkage rationalisation of TSPL (from MCL to SECL) was approved by CIL in December 2023. Keeping in view the savings envisaged with linkage materialisation, PSPCL to review the projected energy rate of TSPL for FY 2025-26.</p>	<p>PSPCL submits that in FY 2024-25 (up to Aug-2024), the ECR varies from a range from Rs. 3.2451/kWh to 3.6734/kWh. The ECR for the month of Sept-24 was abnormally high at Rs. 3.9124/kWh and as per prevailing practice the value of projected ECR for FY 2025-26 is given as Rs. 4.11/kWh (i.e. escalation of 5% of ECR of Sept-24 month). It is worth mentioning that up to Sept-24, TSPL has fired a very low quantity of torrefied biomass pellets and from Oct-24 onwards, has increased the firing of torrefied biomass pellets and torrefied biomass pellets are much costlier than coal. So, the impact of firing biomass pellets will increase the ECR (Rs./kWh). Keeping in view the above facts the projected ECR for FY 2025-26 may be considered as Rs. 4.11/kWh.</p>
<p>r) PSPCL has submitted that it has calculated the fixed cost of NPL for FY 2025-26 by considering non escalable capacity charges (with mega status benefit). It is learnt that the Supreme Court has rejected the plea of NPL to grant it the benefits of a mega status</p>	<p>In terms of the judgment dated 05.11.2024 passed by the Hon'ble Supreme Court in Civil Appeal No. 8478 of 2014, the mega power benefits conferred upon Nabha Power Limited (NPL) post the bid deadline have been held to be change in law event and the financial benefit resulting from such Mega</p>

H.Kaush

Deficiency	Reply																								
<p>project. Accordingly, PSPCL is directed to update the matter and review its submission with regard to the fixed charges of NPL.</p>	<p>Power status is required to be passed onto PSPCL by appropriate reduction in tariff for the generation and supply of power by NPL to PSPCL.</p> <p>However, in addition to the above-mentioned Mega Power Status case, NPL had also claimed that as on the bid deadline, NPL was entitled to equivalent benefits under the Foreign Trade Policy 2009 (FTP) i.e. deemed export benefit and therefore, there was no extra benefit derived by NPL on the grant of Mega Power status. The Hon'ble PSERC (by order dated 16.12.2014 in Petition no. 30 of 2012) as well as the Appellate Tribunal (by judgement dated 04.07.2017 in Appeal No. 47 of 2015) have rejected the above claim of NPL of the entitlement to the deemed export benefit. NPL has challenged the decision of the Appellate Tribunal dated 04.07.2017 by way of Civil Appeal No. 8694 of 2017. The Civil Appeal is pending before the Hon'ble Supreme Court.</p> <p>It is intimated that PSPCL is making payment of capacity charges to M/s NPL after deduction on account of Mega Status benefits and same is being claimed in ARR. Hon'ble Supreme Court in Civil Appeal No. 8478 of 2014 has decided the case in favour of PSPCL. However, final decision in related Civil Appeal No. 8694 of 2017 is still pending before the Hon'ble Supreme Court.</p> <p>Accordingly, there is no requirement of review of PSPCL's submissions regarding fixed charges of NPL at this stage.</p>																								
<p>5. Own Thermal and Hydel Generation</p> <p>a) In Format G24 PSPCL has submitted Fuel Cost of GHTP for FY 2023-24 as Rs. 1710.19 Crore while in Table 2-18 of the Petition PSPCL has submitted Fuel Cost of Rs. 1705.74 Crore. PSPCL to reconcile and resubmit the same.</p> <p>b) Submit the unit wise breakup of own thermal generation for FY 2023-24.</p>	<p>It is submitted that in Format-G24, the fuel cost does not separately show the transit loss cost which is Rs. (-) 4.45 Crore. Hence the total cost is Rs. 1705.74 Crore (1710.19 - 4.45 = 1705.74), which is shown in Table 2-18 and claimed in the true-up for FY 2023-24.</p> <p>Plant wise generation for FY 2023-24 are as below:</p> <table border="1" data-bbox="1013 141 1197 1108"> <thead> <tr> <th>GHTP</th> <th>Unit-1</th> <th>Unit-2</th> <th>Unit-3</th> <th>Unit-4</th> <th>Total</th> </tr> </thead> <tbody> <tr> <td>Generation (MU)</td> <td>1,414.314</td> <td>0</td> <td>1,635.830</td> <td>1,589.880</td> <td>4,640.024</td> </tr> </tbody> </table> <table border="1" data-bbox="1013 1108 1197 1937"> <thead> <tr> <th>GGSTP</th> <th>Unit-3</th> <th>Unit-4</th> <th>Unit-5</th> <th>Unit-6</th> <th>Total</th> </tr> </thead> <tbody> <tr> <td>Generation (MU)</td> <td>865.111</td> <td>892.073</td> <td>924.986</td> <td>1,270.862</td> <td>3,953.032</td> </tr> </tbody> </table>	GHTP	Unit-1	Unit-2	Unit-3	Unit-4	Total	Generation (MU)	1,414.314	0	1,635.830	1,589.880	4,640.024	GGSTP	Unit-3	Unit-4	Unit-5	Unit-6	Total	Generation (MU)	865.111	892.073	924.986	1,270.862	3,953.032
GHTP	Unit-1	Unit-2	Unit-3	Unit-4	Total																				
Generation (MU)	1,414.314	0	1,635.830	1,589.880	4,640.024																				
GGSTP	Unit-3	Unit-4	Unit-5	Unit-6	Total																				
Generation (MU)	865.111	892.073	924.986	1,270.862	3,953.032																				

M. Kaur

Deficiency	Reply																		
<p>c) Submit the actual net generation details for FY 2023-24 (Thermal and Hydro) duly vetted from SLDC.</p>	<p>The generation details as vetted by SLDC is submitted as Annexure-14.</p>																		
<p>d) In Format G-24 PSPCL has submitted Total Coal Cost of GGSSTP as Rs. 1568.11 Crore for FY 2023-24 whereas in Format G-26, PSPCL has submitted total coal cost as Rs. 1578.59 Crore. Similarly, for GHTP Total Coal Cost in Format G-24 is Rs. 1686.39 Crore for FY 2023-24 whereas in Format G-26, PSPCL has submitted total coal cost as Rs. 1741.39 Crore. Also, then coal cost does not match with Note 32 of the audited accounts. PSPCL to reconcile and resubmit the fuel cost for GGSSTP and GHTP accordingly.</p>	<p>PSPCL submits that in Format-G24 the coal cost is calculated based on actual coal consumption, whereas in Format-G26 the coal cost is calculated based on actual receipt/purchase of coal.</p>																		
<p>e) PSPCL has submitted biomass pellet cost as Rs. 8011.43/MT for GGSSTP and Rs. 7374/MT for GHTP. PSPCL to provide documentary evidence for the rates and GCV of biomass pellets being used.</p>	<p>PSPCL submits the documentary evidence for GCV and rates of biomass for GGSSTP and GHTP for FY 2023-24 as Annexure-15.</p>																		
<p>f) PSPCL has projected GCV of 4150 kcal/kg for FY 2025-26 for GHTP against submission of actual GCV of 4318 kcal/kg for FY 2023-24. For GGSSTP PSPCL has projected GCV of 4220 kcal/kg for FY 2025-26 against actual of 4289 kcal/kg for FY 2023-24. PSPCL to submit rationale for projecting less GCV for its power station in FY 2025-26.</p>	<p>1. GHTP : PSPCL submits that GHTP has projected 4150 Kcal/Kg GCV of received coal for FY 2025-26 as coal for GHTP is allocated from different CIL subsidiaries as mentioned below. The calorific value of the coal received from these sources differ from each other and are given below :</p> <table border="1" data-bbox="917 1288 1220 1713"> <thead> <tr> <th>Coal Company</th> <th>Approx. GCV Eq. basis. for coal received in FY 2024-25 up to Oct-24 (Kcal/Kg)</th> <th>Approx. GCV fired basis for coal received in FY 2024-25 up to Oct-24 (Kcal/Kg)</th> </tr> </thead> <tbody> <tr> <td>CCL Rail</td> <td>3551</td> <td></td> </tr> <tr> <td>BCCL</td> <td>3799</td> <td></td> </tr> <tr> <td>Monnet</td> <td>4554</td> <td>4233</td> </tr> <tr> <td>PCCM</td> <td>4652</td> <td></td> </tr> <tr> <td>Total</td> <td>4559</td> <td></td> </tr> </tbody> </table> <p>Hence it is clear from the table above that GCV of coal received from Pachhara & Monnet is more as compared to CCL & BCCL and on averaging GCV (fired basis for received coal), it become in-between 4000-4300 Kcal/Kg. So, GCV of 4150 Kcal/Kg for FY 2025-26 has been assumed, however it may vary on actual basis.</p>	Coal Company	Approx. GCV Eq. basis. for coal received in FY 2024-25 up to Oct-24 (Kcal/Kg)	Approx. GCV fired basis for coal received in FY 2024-25 up to Oct-24 (Kcal/Kg)	CCL Rail	3551		BCCL	3799		Monnet	4554	4233	PCCM	4652		Total	4559	
Coal Company	Approx. GCV Eq. basis. for coal received in FY 2024-25 up to Oct-24 (Kcal/Kg)	Approx. GCV fired basis for coal received in FY 2024-25 up to Oct-24 (Kcal/Kg)																	
CCL Rail	3551																		
BCCL	3799																		
Monnet	4554	4233																	
PCCM	4652																		
Total	4559																		

H.Koush

Deficiency	Reply																				
	<p>2. GGSSTP : PSPCL submits that weighted average GCV of coal received during FY 2023-24 is 4289 kCal/Kg and during FY 2024-25 (H1) i.e. up to September 2024, it is 4220 kCal/Kg. Hence based on the actual weighted average GCV during FY 2024-25 (H1), the weighted average GCV of FY 2024-25 (H2) and FY 2025-26 is projected as 4220 Kcal/Kg. Details regarding GCV of coal during FY 2024-25 is annexed as Annexure-16.</p>																				
<p>g) In format G29(A), PSPCL has not submitted the details of Weighted average GCV of Coal for FY 2025-26 for GGSSTP. PSPCL to submit duly filled Format G29(A).</p>	<p>PSPCL submits that weighted average GCV of received and bunkered coal is calculated on actual basis. Therefore, projections for FY 2025-26 cannot be given in Format 29 (A).</p>																				
<p>h) PSPCL has claimed Fuel Cost of Rs. 3321.05 in its ARR Petition. In the balance sheet Rs. 23.32 Crore has been shown as fuel related losses. PSPCL to submit the details of this fuel related losses shown in balance sheet.</p>	<p>PSPCL submits the details of fuel related losses of Rs. 23.32 Crore as follows:</p> <table border="1" data-bbox="574 940 766 1299"> <thead> <tr> <th>Particulars</th> <th>A/c head</th> <th>GGSSTP</th> <th>GHTP</th> <th>Total</th> </tr> </thead> <tbody> <tr> <td>Transit loss of fuel (Rs. Cr.)</td> <td>72.1</td> <td>3.69</td> <td>-4.45</td> <td>-0.76</td> </tr> <tr> <td>Difference in grade of coal (Rs. Cr.)</td> <td>72.3</td> <td>16.21</td> <td>7.87</td> <td>24.08</td> </tr> <tr> <td>Fuel related Losses</td> <td>72</td> <td>19.90</td> <td>3.42</td> <td>23.32</td> </tr> </tbody> </table>	Particulars	A/c head	GGSSTP	GHTP	Total	Transit loss of fuel (Rs. Cr.)	72.1	3.69	-4.45	-0.76	Difference in grade of coal (Rs. Cr.)	72.3	16.21	7.87	24.08	Fuel related Losses	72	19.90	3.42	23.32
Particulars	A/c head	GGSSTP	GHTP	Total																	
Transit loss of fuel (Rs. Cr.)	72.1	3.69	-4.45	-0.76																	
Difference in grade of coal (Rs. Cr.)	72.3	16.21	7.87	24.08																	
Fuel related Losses	72	19.90	3.42	23.32																	
<p>i) PSPCL to submit the basis and methodology used for projecting Aux Consumption (MU) & Transformation Losses (MU) for its own hydro generating stations for FY 2025-26.</p>	<p>PSPCL would like to submit that the projected auxiliary consumption and transformation losses have been calculated as per percentage of gross generation based upon the pattern of previous years and after considering the expected effect of initiatives being taken for reduction in the said auxiliary consumption and transformation losses.</p>																				
<p>j) In Format G-28 PSPCL has projected Inter State Transmission losses of 130.94 MU. PSPCL to submit the basis of the same.</p>	<p>It is submitted that the total gross energy projected by BBMB from BBMB plants (Bhakra, Dehar, Pong) for FY 2025-26 is 3579.516595 MU and for projection of BBMB interstate transmission loss for FY 2025-26, actual Interstate Transmission loss for FY 2023-24 of 3.65802% has been considered, which comes out to 130.94 MU (3579.516595 * 3.65802%).</p>																				
<p>k) PSPCL to provide reasons for around 290 MU less projection of generation from its own hydro plants and around 630 MU less projections from BBMB during FY 2025-26 than FY 2024-25.</p>	<p>In case of own hydro plants of PSPCL, the projected generation for FY 2025-26 is more than the estimated generation for FY 2024-25. However, the projected generation for FY 2025-26 is less than the actual generation for FY 2023-24 due to the following reasons:</p> <p>a) There was heavy rainfall/floods in the northern region of India in the monsoon season of 2023, which resulted in the release of more water from the dams as such more water was available for generation resulting in increased generation of 4443.01 MUs from own Hydel Projects of PSPCL, surpassing the generation target of 4061 MUs.</p>																				

H. Kalra

Deficiency	Reply
<p>a) PSPCL has submitted that capital expenditure for FY 2023-24 is RS. 2737 Crore against approved capital expenditure of Rs. 1866 Crore. PSPCL has not annexed D7 and G12 formats with the petition in this regard. PSPCL is directed to submit the scheme wise capital expenditure approved by the Commission, actual Capital expenditure and detailed reasons scheme wise for excess expenditure than approved by the Commission. PSPCL has also projected capital expenditure of Rs. 5657.15 Crore against Rs. 2173.29 Crore approved by the Commission for FY 2025-26. PSPCL to submit the scheme wise details of the capital investment plan of FY 2025-26 submitted by it alongwith detailed reasons for projecting the excess expenditure than approved by the Commission.</p> <p>b) PSPCL to submit consumer contributions, grants received by it, service connection charges etc. in the total capital investment claimed by PSPCL for FY 2023-24 and FY 2025-26.</p>	<p>b) There was a draught-like situation during the monsoon season of 2024, due to which the dam level of RSD and Pong were severely impacted and as a result, the generation might be adversely affected during FY 2025-26 until the upcoming monsoon season of 2025.</p> <p>In case of BBMB, it is intimated that the Punjab share in BBMB projects for FY 2023-24 is as per the actual energy scheduled to partner states depending upon the irrigation requirement and reservoir levels/inflows pattern, whereas the share of Punjab from BBMB for FY 2025-26 is projected & based on the generation target proposed by BBMB in CEA. The generation target has not yet been finalized by CEA. Energy generation targets are based on the assessment of inflows pattern and discharge for the next year. Changes in actual inflows have an impact on the reservoir level leading to changes in discharge from reservoir and hence the power generation. Further, BBMB projects are primarily irrigation projects and discharge/generation is mainly dependent on irrigation / water requirement of partner states of BBMB. Moreover, targets are only proposed by BBMB based on inflows pattern, discharge assessment and reservoir levels but fixed by CEA based on its own assessment and data available.</p>
<p>6. Capital Expenditure:</p> <p>a) PSPCL has submitted that, Formats D7 and Format G12 have already been mailed to the Hon'ble Commission. However, they are again attached as Annexure-17 (Format D7) & Annexure-18 (Format G12) in MS Excel format.</p> <p>Further, the details of approved expenditure, actual incurred and reasons for any excess thereof for FY 2023-24 and FY 2025-26 are discussed in Annexure-19.</p>	<p>PSPCL submits that, Formats D7 and Format G12 have already been mailed to the Hon'ble Commission. However, they are again attached as Annexure-17 (Format D7) & Annexure-18 (Format G12) in MS Excel format.</p> <p>Further, the details of approved expenditure, actual incurred and reasons for any excess thereof for FY 2023-24 and FY 2025-26 are discussed in Annexure-19.</p>
<p>b) PSPCL to submit consumer contributions, grants received by it, service connection charges etc. in the total capital investment claimed by PSPCL for FY 2023-24 and FY 2025-26.</p>	<p>In this regard, it is submitted that during FY 2023-24, total consumer contribution of Rs. 456.61 Crore has been received by PSPCL in normal course of business.</p>

H. K. K.

Deficiency	Reply
<p>c) PSPCL to submit the date of commissioning of Shahpur Kandi Power Project along with year wise expenditure made on this project.</p>	<p>It is intimated that as per prevalent conditions and availability of civil fronts, the Shahpurkandi Power Project is likely to be commissioned in FY 2026-27. Total Expenditure of the project including the power and irrigation component is Rs. 4305.2654 Crore till 31.10.2024, including IDC of Rs. 1457.43 Crore and Guarantee Fee of Rs. 37.366 Crore.</p>
<p>d) PSPCL had submitted in Petition No. 32 of 2023 that it has identified the similar scope of works worth Rs. 1133.88 Crore approved in capital investment of 3rd MYT control period (FY 2023-24 to FY 2025-26) to be covered in RDSS scheme. Keeping in view the above submission, PSPCL to provide the works which are part of RDSS scheme and also included in capital expenditure submitted now by PSPCL.</p>	<p>It is intimated that works which are part of RDSS scheme, executed during FY 2023-24 and 2024-25 H1 or to be executed during 2024-25 H2 and FY 2025-26 are not part of any other scheme and no other amount has been booked under RDSS.</p>
<p>7. Feed-in-Tariff & Green-Energy Tariff PSPCL has not submitted its proposal for the 'Feed-in-Tariff' & 'Green-Energy Tariff' which are also required to be put in public domain for calling objections/suggestions along with its annual ARR/Tariff proposal.</p>	<p>With respect to Feed-in-Tariff, it is intimated that during FY 2024-25, Hon'ble PSERC has not yet adopted and approved any tariff discovered through competitive bidding. Further, the proposal for Green Energy Tariff has been annexed as Annexure-20.</p>
<p>8. Status of RPO Compliance a) Figures of RPO Compliance as submitted in Form G-30 do not tally with that shown under Column-IX of Form D-3 and net-Hydel Generation from own sources/BBMB Share shown under Tables 2.17 & 3.10 of the Petition. It appears that PSPCL has also included the Aux. Power and inter-State Loss figures also in its RPO Compliance (Form G30). PSPCL needs to reconcile the same and re-submit its RPO Compliance considering the RE Power injection in its Grid (i.e., received at periphery) to meet its consumption of electricity.</p>	<p>PSPCL submits that keeping in view the observations made by the Hon'ble Commission, Form G30 and RPO Compliance status of PSPCL has been reconciled and resubmitted herewith as Annexure-21.</p>
<p>b) Also, PSPCL to furnish the details of NRSE power in the expanded Excel-format enclosed (Annexure1).</p>	<p>The details of NRSE power considered for RPO Compliance for FY 2023-24 (Actual) and FY 2025-26 (projected) on the prescribed format is attached herewith as Annexure-22.</p>

Handwritten signature

Deficiency	Reply
<p>9. Others</p>	
<p>a) PSPCL has given the status of compliance of directives up to June 2023. PSPCL to furnish the latest status of compliance of directives</p>	<p>PSPCL submits that latest status of compliance of directives will be submitted subsequently.</p>
<p>b) MS Excel Voltage wise cost of supply including 400kV along with detailed approach and methodology adopted for the computation of the same be submitted.</p>	<p>The voltage wise cost of supply is annexed as Annexure-23.</p>
<p>c) Distribution capacity not provided: PSPCL to provide details of distribution capacity of FY 2025-26 (for calculating wheeling charges).</p>	<p>PSPCL submits the distribution capacity for FY 2025-26 as 15,088.19 MW.</p>
<p>d) PSPCL was directed in the Tariff Order for FY 2024-25 to ensure and confirm its readiness for implementation of Rule 8A of Electricity (Rights of Consumers) Amendment Rules, 2023 and proposal thereof by 31st October 2024 to the Commission. The information is still pending. PSPCL to submit the requisite information along with its proposal on the same.</p>	<p>PSPCL submits that the status of implementation of rule 8a & 8b of Electricity (Rights of Consumers) Amendment Rules, 2023 will be submitted subsequently.</p>
<p>e) PSPCL to submit the information in respect of Societies/franchise/Associations/employers availing Single Point Supply to their Residential Colonies/Multi Storey Residential Complexes, Co-operative Group Housing Society as desired by the Commission vide letter No. 3575 dated 11.10.2024 which is still pending.</p>	<p>PSPCL submits that the desired information will be submitted subsequently.</p>
<p>10. Trial Balance, Provisional Accounts and Cost Accounts</p>	
<p>a) PSPCL to submit the trial Balance for FY 2023-24 and FY 2024-25 till September, 2024 in soft copy. The certificate issued by Comptroller and Auditor General (CAG) for FY 2023-24 also needs to be furnished.</p>	<p>PSPCL submits that copy of trial balances for FY 2024-24 and FY 2024-25 (up to Sept-24) as Annexure-24a & 24b. Further it is submitted that CAG has concluded the supplementary audit of accounts of PSPCL for FY 2023-24 on 12.11.2024 and audit certificate is still awaited.</p>

H. Kaur

Deficiency	Reply
<p>b) PSPCL has submitted that it has relied on Provisional Allocation Statement for segregation of costs for FY 2023-24. However, the audited allocation statement has to be furnished to the Commission. PSPCL to submit the allocation statement along with the methodology adopted for segregation of each ARR component for FY 2023-24.</p>	<p>PSPCL submits that the audited allocation statement has already been furnished as Annexure-I along with the petition.</p>
<p>c) PSPCL to provide point-wise reply to the 'Qualified Opinion' provided in the independent auditor's report.</p>	<p>It is submitted that CAG has concluded the supplementary audit of accounts of PSPCL for FY 2023-24 on 12.11.2024 and audit certificate is still awaited. On receipt of the audit certificate, replies on the observations of statutory auditors and CAG of India will be got approved from BOD along with the audited accounts and will be placed before members of the company (AGM) for its adoption.</p>
<p>11. Segregation of ARR</p>	
<p>a) PSPCL has not submitted the segregated ARR of the distribution business into wheeling business and retail supply business, in line with Regulation 6 of PSERC MYT Regulations, 2022.</p>	<p>It is submitted that the segregated ARR of the distribution business into wheeling business and retail supply business is shown in Table 2-35 for FY 2023-24 and Table 3-26 for FY 2025-26, of the petition.</p>
<p>b) Project wise details of all expenses forming part of the ARR is to be provided for FY 2023-24. All expenses should be segregated into Generation and Distribution business of PSPCL on the basis of Audited Cost Accounts. Also, in case of Generation Business, all expenses should be further segregated into Thermal (separate for GGSSTP and GHTP) and Hydro (separate for Shanan, UBDC, RSD, MHP, ASHP, Micro and BBMB) on the basis of Audited Cost Accounts.</p>	<p>It is submitted that project wise details of all expenses forming part of the ARR for FY 2023-24 have been shown in Table 2-34 of the petition.</p>
<p>12. Capital Expenditure and Capitalization</p>	
<p>a) PSPCL has not submitted the actual scheme-wise capital expenditure, capitalization and financing details (loan/equity/consumer contribution/grants) for FY 2023-24(True-up) and FY 2024-25 (till September 2024) for spill-over as well as new schemes. In case of Generation Business, PSPCL to</p>	<p>PSPCL submits that the Format-D7 and Format-G12 containing the actual scheme-wise capital expenditure, capitalization and financing details have already been mailed to the Hon'ble Commission. The same are again submitted as Annexure-17 & Annexure-18 (as submitted in reply to point 6(a) above).</p>

M. K. S.

Deficiency	Reply
<p>ensure segregation of these details into Thermal and Hydel generating stations (plant-wise).</p>	
<p>b) Project wise loan details (separate for Hydro, Thermal and Distribution business) for FY 2023-24 and FY 2024-25 should be provided. Further, the details should clearly segregate the long-term loans, short term/working capital loans and Govt. loans.</p>	<p>It is submitted that the long-term loans are availed based on the capital investment plan approved by the Hon'ble Commission for a particular year. Moreover, the loan is sanctioned for the total capex to be incurred, instead of for a specific project. As such, plant/function wise details of capex loans are not available except for Shahpur Kandi project. In view of this, the loan type wise details have already been provided in Format-G11 along with the petition.</p>
<p>c) PSPCL has booked Rs. 168.08 Crore during the year in its Financial Accounts of FY 2023-24(Note-19A) as "Government Grants, Subsidies and Consumer Contribution". PSPCL to give details of assets created out of the Govt. Grants and consumer contribution etc. PSPCL may also provide detail of Govt. grants, subsidies and consumers contribution due and received (spill over a new scheme separately).</p>	<p>PSPCL would like to submit that the earlier accounts standards (IAS-20) para 32, gives option to present grant related to assets either by setting up the grant as deferred income or by deducting the grant in arriving at carrying value. This option has been withdrawn vide para 24 of Ind AS-20.</p> <p>Accordingly, PSPCL recognizes government grants as deferred income as per para 24 of Ind AS 20 after fulfilling the relevant conditions and qualifying criteria. However, the asset created against this grant is recognised as & when they meet the definition of PPE as per Ind AS 16. The recognition of assets is usually earlier then the recognition of govt. grants, as recognition of grants requires fulfilment of conditions and qualifying criteria. It is also added that in the light of said amendment in Ind AS-20, linking of assets with grants neither seems feasible nor mandatory as both items are treated as per separate Ind AS provisions.</p> <p>Further, it is conveyed that during FY 2023-24, Consumers Contribution received is Rs. 456.61 Crore. Such funds are utilized for creation of assets are per Ind AS-16 against works executed by concerned field offices. The amount of Rs. 288.53 Crore has been transferred to other income in compliance with PSPCL's accounting policy 2.2 (vii) & (viii).</p>
<p>d) PSPCL to supply the details along-with its accounting head of any grant/aid received during FY 2024-25(H-1) from Centre/State Government against scheme of UDAY or any other scheme(s) which have been closed earlier.</p>	<p>It is submitted that NIL grant/aid is received during FY 2024-25 (H1) from Centre/State Government against UDAY.</p>
<p>e) PSPCL while submitting the format-G-13(CWIP) has shown capital expenditure and capitalization amounting to Rs.0.73 crore for FY 2023-24 under the head of 'SYL'. Similarly, Capital expenditure and Capitalization has also been shown for SYL Projects during FY 2024-25 and FY 2025-26 in G-13 Format.</p>	<p>It is intimated that the envisaged expenditure is for probable litigation payments for higher land compensation filed by the land owners of the land acquired for Ropar Hydel Power House (RHPH) under SYL Project. (Refer Annexure-19 as submitted in reply to point 6 (a) above)</p>

AKK

Deficiency	Reply												
PSPCL is required to supply the details of capex and addition to assets (capitalization) separately in spillover and new schemes with reasons for booking the expenditure since the SYL Project has already been closed.	In this regard, it is submitted that that for FY 2023-24, capitalisation has been claimed in spillover scheme i.e. RMU of Bhakhra Left bank. (Scheme code - 74).												
f) PSPCL has also claimed capex and capitalisation for BBMB in G-13. PSPCL to bifurcate it into spillover and new schemes.	In this regard, it is submitted that no direct addition to GH-10 has been made by PSPCL during FY 2023-24. Details of addition as per Note no. 5.2(a) is as below: Transfer to Fixed Assets GH-10: 2282.01 Cr. Transfer to Intangible Assets GH-18: 5.30 Cr. Total Addition: 2287.31 Cr.												
13. Operation & Maintenance (O&M) Expenses	PSPCL submits that the plant wise breakup of Employee, A&G and R&M expenses for FY 2023-24 has already been submitted in Table 2-34 of the petition.												
a) PSPCL to submit plant-wise breakup of employee, A&G and R&M expenses for FY 2023-24 and FY 2024-25 (till September 2024) for own generation.													
14. Employee Cost													
a) In table 2.23 (page 44), PSPCL has claimed employee cost of Rs.7097.36 Crore inclusive of Terminal benefits of Rs.4196.88 crore and BBMB share during FY 2023-24. PSPCL to supply details of actual amount paid on account of arrears of pay and allowances and terminal benefits in view of the impact of 6th Pay Revision Commission.	It is intimated that instructions regarding arrears of pay and allowances in view of the impact of 6 th pay Revision Commission has not yet issued by the Govt. of Punjab. Further, net amount of revised gratuity paid on account of terminal benefits in view of the impact of 6 th Pay Revision Commission is Rs. 220.53 Crore (during FY 2023-24).												
b) In table 3.21 (page 88) PSPCL has projected employee expenses of Rs.7453.00 Crore (inclusive of BBMB share and terminal benefits) for FY 2025-26 (ARR) on the basis of actual expenses of past years. However, as per para-3.17.3, PSPCL has also stated that it has considered the addition of new employees	PSPCL submits the information regarding employee strength as follows: <table border="1" data-bbox="1260 324 1404 1243"> <thead> <tr> <th>Particulars</th> <th>FY 2023-24</th> <th>FY 2024-25</th> <th>FY 2025-26</th> </tr> </thead> <tbody> <tr> <td>Opening number</td> <td>30,871</td> <td>29,040</td> <td>31,115</td> </tr> <tr> <td>Retirees</td> <td>2,206</td> <td>1,861</td> <td>1,596</td> </tr> </tbody> </table>	Particulars	FY 2023-24	FY 2024-25	FY 2025-26	Opening number	30,871	29,040	31,115	Retirees	2,206	1,861	1,596
Particulars	FY 2023-24	FY 2024-25	FY 2025-26										
Opening number	30,871	29,040	31,115										
Retirees	2,206	1,861	1,596										

M. Koush

Deficiency	Reply																														
<p>and retirement of employees projected during FY 2025-26. PSPCL to provide details of employee strength during FY 2023-24 and proposed to be recruited during FY 2024-25 and FY 2025-26 (Generation & Distribution Business).) PSPCL also needs to inform number of employees retiring (terminal benefits) and to be recruited during FY2024-25 and FY 2025-26.</p>	<table border="1" data-bbox="183 302 279 1220"> <tr> <td>New joiners</td> <td>375</td> <td>3,936</td> <td>0</td> </tr> <tr> <td>Closing number</td> <td>29,040</td> <td>31,115</td> <td>29,519</td> </tr> </table>	New joiners	375	3,936	0	Closing number	29,040	31,115	29,519																						
New joiners	375	3,936	0																												
Closing number	29,040	31,115	29,519																												
<p>15. A&G Expenses</p>	<p>PSPCL submits the head-wise detail of miscellaneous expenses as under:</p> <table border="1" data-bbox="574 302 893 1220"> <thead> <tr> <th>Account Code</th> <th>Description</th> <th>Amount (Rs. Crore)</th> </tr> </thead> <tbody> <tr> <td>76.157</td> <td>Donations</td> <td>0.13</td> </tr> <tr> <td>76.170</td> <td>Free Electricity to religious places</td> <td>0.01</td> </tr> <tr> <td>76.185</td> <td>Festival Celebrations</td> <td>0.10</td> </tr> <tr> <td>76.190</td> <td>Miscellaneous Expenses</td> <td>12.52</td> </tr> <tr> <td></td> <td>Total</td> <td>12.76</td> </tr> </tbody> </table> <p>Further, regarding Annual licensee fees amounting to Rs. 22.18 Crore relates fees paid to PSERC for determination of tariff and filling of various petitions.</p> <p>Regarding legal charges and consultancy & professional charges, it is intimated that these expenses have been incurred and booked by all accounting units of PSPCL. Division-wise detail of these expenses is enclosed herewith at Annexure-25 and the head wise detail of consultancy & professional charges is as under:</p> <table border="1" data-bbox="1165 291 1388 1232"> <thead> <tr> <th>Account Code</th> <th>Description</th> <th>Amount (Rs. Crore)</th> </tr> </thead> <tbody> <tr> <td>76.123</td> <td>Consultancy charges</td> <td>0.59</td> </tr> <tr> <td>76.125</td> <td>Other professional charges</td> <td>10.33</td> </tr> <tr> <td>76.128</td> <td>Certification and filing charges</td> <td>0.02</td> </tr> </tbody> </table>	Account Code	Description	Amount (Rs. Crore)	76.157	Donations	0.13	76.170	Free Electricity to religious places	0.01	76.185	Festival Celebrations	0.10	76.190	Miscellaneous Expenses	12.52		Total	12.76	Account Code	Description	Amount (Rs. Crore)	76.123	Consultancy charges	0.59	76.125	Other professional charges	10.33	76.128	Certification and filing charges	0.02
Account Code	Description	Amount (Rs. Crore)																													
76.157	Donations	0.13																													
76.170	Free Electricity to religious places	0.01																													
76.185	Festival Celebrations	0.10																													
76.190	Miscellaneous Expenses	12.52																													
	Total	12.76																													
Account Code	Description	Amount (Rs. Crore)																													
76.123	Consultancy charges	0.59																													
76.125	Other professional charges	10.33																													
76.128	Certification and filing charges	0.02																													

H. K. S.

Deficiency	Reply								
	<table border="1"> <tr> <td style="width: 50%;">76.156</td> <td style="width: 50%;">Exp. relating to New Pension Scheme</td> <td style="width: 50%;"></td> <td style="width: 50%; text-align: right;">0.25</td> </tr> <tr> <td>Total</td> <td></td> <td></td> <td style="text-align: right;">11.21</td> </tr> </table>	76.156	Exp. relating to New Pension Scheme		0.25	Total			11.21
76.156	Exp. relating to New Pension Scheme		0.25						
Total			11.21						

b) PSPCL to submit the details of electricity/ Water charges and miscellaneous expenses under A&G expenses for FY 2023-24.

PSPCL submits the detail of electricity & water charges as below:

Account Code	Particulars	Amount (Rs. Crore)
76.158	Electricity Charges	21.58
76.160	Water Charges	0.63

16. R&M Expenses (FY 2023-24)-Generation of Power

The details of operating expenses of Rs. 51.60 Crore is as below:

Particular	A/c code	GGSSTP	GHTP	RSD	BBMB	Total
Cost of Water	71.5	5.46	19.19	19.70	-	44.35
Lubricant & Consumable stores	71.6	1.52	2.06	-	0.004	3.59
Station Supplies	71.7	-	-	-	3.65	3.65
Total		6.99	21.25	19.70	3.66	51.60

Out of above, Rs. 19.70 Cr. is royalty paid to GoP and balance amount of Rs. 31.90 Crore has been considered in R&M expenses.

17. Interest & finance charges

a) PSPCL to provide the details of Guarantee charges and other interest/charges amounting to Rs.57.09 Crore and Rs.39.88 Crore (Table 2.27 page-49) respectively claimed during FY 2023-24

PSPCL submits the details of guarantee fees for FY 2023-24 as follows:

Particular	Amount (Rs. Cr.)
New Loan - CAPEX	1000.00
New Loan - Capex for Shahpur Kandi	479.32
New Loan - Working Capital	1000.00
Total - Long Term Loan	2479.32
Guarantee Fees rate	2.00%

Deficiency	Reply																										
	<table border="1"> <tr> <td>Guarantee Fees - A</td> <td>49.59</td> </tr> <tr> <td>New Loan - Working Capital</td> <td>1500.00</td> </tr> <tr> <td>Guarantee Fees rate</td> <td>0.50%</td> </tr> <tr> <td>Guarantee Fees - B</td> <td>7.50</td> </tr> <tr> <td>Total Guarantee Fees = A + B</td> <td>57.09</td> </tr> </table> <p>The details of other interest/charges for FY 2023-24 are as follows:</p> <table border="1"> <thead> <tr> <th>Particular</th> <th>Amount (Rs. Cr.)</th> </tr> </thead> <tbody> <tr> <td>Interest on Lease Liability</td> <td>0.45</td> </tr> <tr> <td>Discount/rebate allowed to consumers</td> <td>3.87</td> </tr> <tr> <td>Interest to suppliers/contractors</td> <td>0.34</td> </tr> <tr> <td>Interest Charges (Others)</td> <td>4.18</td> </tr> <tr> <td>Bank Guarantee Commission or charges</td> <td>2.94</td> </tr> <tr> <td>Other bank charges</td> <td>28.10</td> </tr> <tr> <td>Total</td> <td>39.88</td> </tr> </tbody> </table>	Guarantee Fees - A	49.59	New Loan - Working Capital	1500.00	Guarantee Fees rate	0.50%	Guarantee Fees - B	7.50	Total Guarantee Fees = A + B	57.09	Particular	Amount (Rs. Cr.)	Interest on Lease Liability	0.45	Discount/rebate allowed to consumers	3.87	Interest to suppliers/contractors	0.34	Interest Charges (Others)	4.18	Bank Guarantee Commission or charges	2.94	Other bank charges	28.10	Total	39.88
Guarantee Fees - A	49.59																										
New Loan - Working Capital	1500.00																										
Guarantee Fees rate	0.50%																										
Guarantee Fees - B	7.50																										
Total Guarantee Fees = A + B	57.09																										
Particular	Amount (Rs. Cr.)																										
Interest on Lease Liability	0.45																										
Discount/rebate allowed to consumers	3.87																										
Interest to suppliers/contractors	0.34																										
Interest Charges (Others)	4.18																										
Bank Guarantee Commission or charges	2.94																										
Other bank charges	28.10																										
Total	39.88																										
<p>b) PSPCL to provide details of projected Guarantee charges and other interest/charges amounting to Rs.144.41 Crore and Rs.53.00 Crore respectively for FY 2025-26 (Table 3.17 page-83).</p>	<p>PSPCL submits the details of projected guarantee fees for FY 2025-26 as follows:</p> <table border="1"> <thead> <tr> <th>Particular</th> <th>Amount (Rs. Cr.)</th> </tr> </thead> <tbody> <tr> <td>New Loans - CAPEX</td> <td>2780.94</td> </tr> <tr> <td>New Loans - RDSS (40%)</td> <td>686.00</td> </tr> <tr> <td>New Loan - Capex for Shahpur Kandi</td> <td>753.60</td> </tr> <tr> <td>New loan - Working Capital</td> <td>3000.00</td> </tr> <tr> <td>Total - Long Term Loan</td> <td>7220.54</td> </tr> <tr> <td>Guarantee Fees rate</td> <td>2.00%</td> </tr> <tr> <td>Total Guarantee Fees</td> <td>144.41</td> </tr> </tbody> </table>	Particular	Amount (Rs. Cr.)	New Loans - CAPEX	2780.94	New Loans - RDSS (40%)	686.00	New Loan - Capex for Shahpur Kandi	753.60	New loan - Working Capital	3000.00	Total - Long Term Loan	7220.54	Guarantee Fees rate	2.00%	Total Guarantee Fees	144.41										
Particular	Amount (Rs. Cr.)																										
New Loans - CAPEX	2780.94																										
New Loans - RDSS (40%)	686.00																										
New Loan - Capex for Shahpur Kandi	753.60																										
New loan - Working Capital	3000.00																										
Total - Long Term Loan	7220.54																										
Guarantee Fees rate	2.00%																										
Total Guarantee Fees	144.41																										

H. Kaur

Deficiency	Reply																																		
	<p>The details of other interest/charges projected for FY 2025-26 are as follows:</p> <table border="1" data-bbox="231 448 454 1108"> <thead> <tr> <th>Particular</th> <th>Amount (Rs. Cr.)</th> </tr> </thead> <tbody> <tr> <td>Cost of Raising Finance</td> <td>31.00</td> </tr> <tr> <td>Other Interest</td> <td>22.00</td> </tr> <tr> <td>Total</td> <td>53.00</td> </tr> </tbody> </table>	Particular	Amount (Rs. Cr.)	Cost of Raising Finance	31.00	Other Interest	22.00	Total	53.00																										
Particular	Amount (Rs. Cr.)																																		
Cost of Raising Finance	31.00																																		
Other Interest	22.00																																		
Total	53.00																																		
<p>c) PSPCL has claimed interest on Long-term loans on actual basis whereas these have to be claimed on normative basis as per PSERC MYT Regulations-2022. PSPCL needs to explain the reasons and submit the same on normative basis.</p>	<p>PSPCL submits that as per MYT Regulations 2020, the scope of the petition for true up is to compare actual performance with the approved forecast for the year. PSPCL in its petition has claimed Rs. 912.39 Crore as its gross interest liability towards long-term borrowing as per the audited accounts and prays the Hon'ble Commission to approve the same.</p> <p>Further, it is submitted that the interest expense capitalised as per the accounts is Rs. 265.86 Crore, which includes Rs. 208.64 Crore as interest cost capitalised for Shahpurkandi project. Since PSERC does not consider the capex incurred for Shahpurkandi power project till the time it is commissioned, it is prayed that the amount to be considered for interest cost capitalised should also exclude the same.</p>																																		
<p>d) PSPCL has booked interest on Shahpur Kandi project for Rs 208.64 Crore during FY 2023-24 and claimed the same amount towards interest capitalized. PSPCL to provide project wise details of long term loans taken for Shahpur Kandi Project ,repayment and interest charged.</p>	<p>PSPCL submits the detail of interest on Shahpur Kandi project as follows:</p> <table border="1" data-bbox="877 168 1173 1377"> <thead> <tr> <th colspan="6">(in Rs. Crore)</th> </tr> <tr> <th>Sr. No.</th> <th>Particular</th> <th>Opening Balance as on 01.04.2023</th> <th>Repayments</th> <th>Additions</th> <th>Closing Balance as on 31.03.2024</th> <th>Interest</th> </tr> </thead> <tbody> <tr> <td>1</td> <td>Power Finance Corporation</td> <td>1,389.01</td> <td>-</td> <td>479.32</td> <td>1,868.33</td> <td>129.72</td> </tr> <tr> <td>2</td> <td>General borrowing</td> <td></td> <td></td> <td></td> <td></td> <td>78.92</td> </tr> <tr> <td></td> <td>Total interest</td> <td></td> <td></td> <td></td> <td></td> <td>208.64</td> </tr> </tbody> </table>	(in Rs. Crore)						Sr. No.	Particular	Opening Balance as on 01.04.2023	Repayments	Additions	Closing Balance as on 31.03.2024	Interest	1	Power Finance Corporation	1,389.01	-	479.32	1,868.33	129.72	2	General borrowing					78.92		Total interest					208.64
(in Rs. Crore)																																			
Sr. No.	Particular	Opening Balance as on 01.04.2023	Repayments	Additions	Closing Balance as on 31.03.2024	Interest																													
1	Power Finance Corporation	1,389.01	-	479.32	1,868.33	129.72																													
2	General borrowing					78.92																													
	Total interest					208.64																													
<p>e) PSPCL to provide details of interest capitalized amounting to Rs.57.22 Crore.</p> <p>f) PSPCL has claimed interest on consumer security deposits amounting to Rs.226.03 Crore during FY 2023-24 which is around 62% more than FY 2022-23</p>	<p>PSPCL submits the division wise detail of interest capitalized as Annexure-26.</p> <p>In this regard it is submitted that as per regulation 17.1 of PSERC (Electricity Supply Code and Related Matters) Regulations 2014 and its further amendments applicable for FY 2022-23 & FY 2023-24, interest on security (consumption) and security (meter) is payable at Bank Rate (as on 1st April of the</p>																																		

H. Kaur

Deficiency	Reply
<p>figures whereas there is an increase in security deposit balance of Rs 454.20 Crore only over the previous year. PSPCL to submit documents regarding rate of interest allowed on consumer security along with reasons for increase.</p> <p>g) PSPCL to submit calculation sheet for claiming interest & finance charges amounting to Rs.691.44 Crore and Rs.1225.69 Crore for FY 2023-24 and FY 2025-26 respectively. The calculation should depict opening balance, addition/deletion during the year, interest paid and closing balance of long term loans for Thermal (separately for GGSSTP and GHTP), Hydro (separately for Shanan, UBDC, RSD, MHP, ASHP, Micro and BBMB projects) and distribution business along with project wise (spillover and new schemes) and consolidated weighted average rate of interest on long term loans.</p>	<p>year for which interest is payable) as notified by RBI. Accordingly, PSPCL paid interest on consumer security at RBI notified Bank Rate 4.25% and 6.75% for FY 2022-23 & FY 2023-24 respectively. Resultantly, interest paid has been increased from Rs. 139.66 Crore to Rs. 226.03 Crore. Copies of PSPCL's commercial circular no. 15/2022 & 25/2023 regarding RBI Bank Rate are enclosed as Annexure-27.</p> <p>PSPCL submits that the details of interest & finance charges for FY 2023-24 and FY 2025-26 have already been submitted in following formats with the petition:</p> <p>Format D8 – Financing of Capitalised Works Loan Details</p> <p>Format D13 – Interest and Finance Charges</p> <p>Format D13(A) & (B) – Details of loans and interest cost</p> <p>Format G11 – Loan Master for all Loans</p> <p>Format G14 – Interest and Finance charges</p> <p>Further, as submitted in reply to point 12 (b) above, it is again submitted that the long-term loans are availed based on the capital investment plan approved by the Hon'ble Commission for a particular year. Moreover, the loan is sanctioned for the total capex to be incurred, instead of for a specific project. As such, plant/function wise details of capex loans are not available except for Shahpur Kandi project.</p>
<p>18. Interest on Working Capital</p> <p>a) PSPCL to submit detailed calculation sheet of working capital loans amounting to Rs. 754.51 Crore and Rs.317 Crore for FY 2023-24 and FY 2025-26 respectively. The calculation should depict opening balance, addition/deletion during the year, interest paid and closing balance of long term loans for Thermal (separately for GGSSTP and GHTP), Hydro (separately for Shanan, UBDC, RSD, MHP, ASHP, Micro and BBMB projects) and distribution business along with project wise and consolidated weighted average rate of interest on working capital loans.</p> <p>b) PSPCL has claimed interest on working capital on actual basis whereas these have to be claimed on normative basis as per PSERC MYT Regulations-2022.</p>	<p>PSPCL submits that the details of working capital interest in Format D13 (A), D14 & G25. Further, the breakup of interest on working capital into Generation business (project wise) and Distribution business has been shown in Table 2-34 & 2-35 for FY 2023-24 and in Table 3-25 & 3-26 for FY 2025-26, of the petition.</p> <p>PSPCL submits that as per MYT Regulations 2020, the scope of the petition for true up is to compare actual performance with the approved forecast for the year. Therefore, PSPCL in its petition has claimed</p>

M. K. Koush

Deficiency	Reply
<p>PSPCL needs to explain the reasons and submit the same on normative basis.</p> <p>c) For FY 2025-26 PSPCL has projected interest on working capital as Rs.1456.24 Crore and claimed an interest of Rs.317 crore on normative basis. PSPCL to explain reasons for adopting different methodology for FY 2023-24 and FY 2025-26.</p>	<p>that its actual interest on working capital is on the higher side than the normative and it is prayed that the interest on working capital be allowed on actual basis for FY 2023-24.</p> <p>It is submitted that, PSPCL has claimed interest on working capital an actual basis for FY 2023-24 as the actual interest cost reflects the utility's financing decisions, debt levels, and market conditions. However, for future periods, PSPCL has projected interest on working capital on normative basis, as these normative standards represent a benchmark for a typical utility's financing cost, irrespective of the utility's specific borrowing arrangements. By projecting interest costs in this manner, PSPCL has tried to align with regulatory framework that promotes fairness, transparency and provides a balanced approach for consumers. However, the matter regarding actual interest on working capital is pending adjudication in APTEL for previous period and PSPCL reserves its right to claim its actual expenses.</p>
<p>19. Expenditure due to other debits</p> <p>a) PSPCL to submit details of Bad & doubtful debts written off, Misc. losses & write offs and loss on sale of Assets amounting to Rs.16.76 Crore, Rs.21.70 Crore and Rs.5.22 Crore respectively claimed during FY 2023-24.</p>	<p>Details are submitted as follows:</p> <ul style="list-style-type: none"> • The amount of bad debts written off during the year is Rs. 16.76 Crore which mainly includes the waiver under OTS scheme. • Misc. losses and write offs of Rs. 21.70 Crore mainly includes loss of Rs. 8.01 Crore on account of closure of Tamil Nadu UMPP project and remaining amount relates to payment of crop compensation and shortage of damaged transformer etc. • Loss on sale of assets of Rs. 5.22 Crore mainly consists of Rs. 5.13 Crore on account of loss on sale of damaged irreparable/scrapped transformers.
<p>20. Depreciation</p> <p>a) PSPCL's claim of depreciation amounting to Rs.1367.14 Crore for FY 2023-24 charged under P&L accounts (Note-37) does not match with depreciation of Rs.1301.52 (1917.64- 621.71+5.59) Crore shown in Note-3 of the Audited Annual Accounts For FY 2023-24. Reasons for difference of Rs.65.62 Crore needs to be explained.</p>	<p>It is submitted that depreciation of Rs. 1,367.14 Crore charged to P&L in note no. 37 is current year depreciation. However, depreciation of Rs. 1,301.52 Crore (1917.64 - 621.71 + 5.59) depicted in note no. 3 is accumulated depreciation. Accumulated depreciation includes:</p> <ul style="list-style-type: none"> • Depreciation charged to P&L which is credited in this GH-12. • Depreciation on assets transferred from one office to another office which is accounted for in 'Dr' as well as 'Cr' side of GH-12 at the time of receipt of asset and transfer of asset. • Depreciation withdrawn on damaged transformer and addition made at the time of issuing repaired transformer, which is accounted in 'Dr' and 'Cr' side of GH-12.

AKS

Deficiency	Reply												
	<ul style="list-style-type: none"> Depreciation withdrawn at the time of sale/obsolete/retiring of asset, which is accounted for in 'Dr' side of GH-12. <p>Thus, note no. 37 includes depreciation charged during the year only and note no. 3 includes accumulated impact of all above entries. Necessary disclosure in this regard has already been made at note no. 3.5.</p>												
<p>b) PSPCL has claimed capitalization/addition of assets of Rs 2287.27 (323.82+1963.45) Crore in G-13 and D-9 Format submitted for FY 2023-24. As per Note-3 of Annual Audited Accounts for FY 2023-24, net addition of assets is shown as Rs.2172.22(5248.89-3081.97+5.30) Crore. Further, in this Petition (table no.2-25, page 46) PSPCL has claimed Capitalization/addition of assets as Rs.1822.18 (301.21+1520.97)Crore. All the three figures are different. PSPCL has supplied three different figures of capitalization/addition of assets in this Petition. PSPCL to reconcile these figures and resubmit capitalization/addition of assets figures (spillover and new schemes) as per audited accounts.</p>	<p>In this regard it is intimated that actual addition to GFA during the FY 2023-24 is Rs. 2,287 Crore as depicted in note no. 5.2 of the audited Financial Statement. Breakup of the same is as below:</p> <p>Transfer to Fixed Assets (GH-10) : 2,282.01 Transfer to Intangible Assets (GH-18) : 5.30 Total Addition : 2,287.31</p> <p>However, note no. 3 depicts the accumulated impact of:</p> <ul style="list-style-type: none"> Addition to fixed assets in GH-10. Assets transferred from one office to another office which is accounted for in 'Dr' as well as 'Cr' side of GH-10 at the time of receipt of asset and transfer of asset. Damaged transformer withdrawn and addition made at the time of issuing repaired transformer, which is accounted in 'Cr' and 'Dr' side of GH-10. Assets withdrawn at the time of sale/obsolete/retiring of asset, which is accounted for in 'Cr' side of GH-10. <p>Thus, note no. 3 includes accumulated impact of all above entries shown as 'Addition/Transfer'. Necessary disclosure in this regard has already been made at note no. 3.5.</p> <p>Further, the amount of Rs. 1822.18 Crore does not include the net additions/transfer for 'Assets not in use'. The reconciliation is as below:</p> <p>Net Addition claimed in 'Table 2-25' : Rs. 1822.18 Crore Add: Net Addition for 'Assets not in use' : Rs. 350.03 Crore Total (as per Note 3) : Rs. 2172.22 Crore</p>												
<p>c) PSPCL to submit calculation sheet for claiming depreciation amounting to Rs.1367.14 Crore and Rs.1560.00 Crore for FY 2023-24 and FY 2025-26 respectively depicting opening balance,</p>	<p>PSPCL submits the details of depreciation for FY 2023-24 as follows:</p> <table border="1" data-bbox="1308 1411 1500 1993"> <thead> <tr> <th>Particulars</th> <th>Opening GFA</th> <th>Addition</th> <th>Closing GFA</th> <th>Dep. Rate</th> <th>Depreciation</th> </tr> </thead> <tbody> <tr> <td>GNDTP</td> <td>3,271.18</td> <td>-0.16</td> <td>3,271.02</td> <td>0.00%</td> <td>0.07</td> </tr> </tbody> </table>	Particulars	Opening GFA	Addition	Closing GFA	Dep. Rate	Depreciation	GNDTP	3,271.18	-0.16	3,271.02	0.00%	0.07
Particulars	Opening GFA	Addition	Closing GFA	Dep. Rate	Depreciation								
GNDTP	3,271.18	-0.16	3,271.02	0.00%	0.07								

M. Kaur

Deficiency	Reply						
addition/deletion during the year and closing balance for Thermal (separately for GGSSTP and GHTP), Hydro (separately for Shanan, UBDC, RSD, MHP, ASHP, Micro and BBMB projects) and distribution business(Spillover and new schemes) along with project wise weighted average rate of depreciation.	GGGSSTP	3,868.40	2.10	3,870.50	0.33%	12.58	
	GHTP	4,883.32	267.51	5,150.83	1.42%	71.03	
	Total Thermal	12,022.90	269.45	12,292.35	0.69%	83.68	
	Jalkheri	57.22	-	57.22	0.00%	-	
	Shanan	153.12	2.73	155.85	2.00%	3.09	
	UBDC	907.88	8.50	916.38	0.36%	3.29	
	MHP	1,400.62	2.94	1,403.56	1.97%	27.69	
	ASHP	550.09	1.43	551.52	0.15%	0.82	
	RSD	8,079.39	1.63	8,081.02	1.77%	142.70	
	SYL	127.08	0.73	127.81	0.00%	-	
	MICRO	29.15	-	29.15	0.82%	0.24	
	BBMB	718.50	13.80	732.30	1.94%	14.10	
	Total Hydel	12,023.05	31.76	12,054.81	1.59%	191.93	
	Total Generation	24,045.95	301.21	24,347.16	1.14%	275.61	
	Distribution	33,268.67	1,520.97	34,789.64	3.21%	1,091.53	
	Total PSPCL	57,314.62	1,822.18	59,136.80	2.35%	1,367.14	

Similarly, the details of projected depreciation for FY 2025-26 are as follows:

Particulars	Opening GFA	Addition	Closing GFA	Dep. Rate	Depreciation
GNDTP	-	-	-	1.28%	-
GGGSSTP	1,559.62	218.81	1,778.43	0.87%	14.53
GHTP	4,454.93	284.52	4,739.45	1.66%	76.42
Total Thermal	6,014.55	503.33	6,517.88	1.45%	90.95
Jalkheri	47.67	-	47.67	0.00%	-
Shanan	110.39	113.14	223.53	3.01%	5.02

H. Kaur

Deficiency	Reply																																																																		
	<table border="1"> <tr> <td>UBDC</td> <td>283.12</td> <td>35.43</td> <td>318.55</td> <td>1.38%</td> <td>4.16</td> </tr> <tr> <td>MHP</td> <td>882.85</td> <td>48.31</td> <td>931.16</td> <td>3.15%</td> <td>28.55</td> </tr> <tr> <td>ASHP</td> <td>161.08</td> <td>113.44</td> <td>274.52</td> <td>2.02%</td> <td>4.39</td> </tr> <tr> <td>RSD</td> <td>7,799.65</td> <td>18.71</td> <td>7,818.36</td> <td>1.84%</td> <td>143.77</td> </tr> <tr> <td>SYL</td> <td>1.68</td> <td>-</td> <td>1.68</td> <td>0.00%</td> <td>-</td> </tr> <tr> <td>MICRO</td> <td>21.68</td> <td>-</td> <td>21.68</td> <td>1.11%</td> <td>0.24</td> </tr> <tr> <td>BBMB</td> <td>732.30</td> <td>-</td> <td>732.30</td> <td>1.94%</td> <td>14.23</td> </tr> <tr> <td>Total Hydel</td> <td>10,040.42</td> <td>329.03</td> <td>10,369.45</td> <td>1.96%</td> <td>200.37</td> </tr> <tr> <td>Total Generation</td> <td>16,054.97</td> <td>832.36</td> <td>16,887.33</td> <td>1.77%</td> <td>291.32</td> </tr> <tr> <td>Distribution</td> <td>30,484.99</td> <td>2,501.06</td> <td>32,986.05</td> <td>4.00%</td> <td>1,268.56</td> </tr> <tr> <td>Total PSPCL</td> <td>46,539.96</td> <td>3,333.42</td> <td>49,873.37</td> <td>3.24%</td> <td>1,559.87</td> </tr> </table>	UBDC	283.12	35.43	318.55	1.38%	4.16	MHP	882.85	48.31	931.16	3.15%	28.55	ASHP	161.08	113.44	274.52	2.02%	4.39	RSD	7,799.65	18.71	7,818.36	1.84%	143.77	SYL	1.68	-	1.68	0.00%	-	MICRO	21.68	-	21.68	1.11%	0.24	BBMB	732.30	-	732.30	1.94%	14.23	Total Hydel	10,040.42	329.03	10,369.45	1.96%	200.37	Total Generation	16,054.97	832.36	16,887.33	1.77%	291.32	Distribution	30,484.99	2,501.06	32,986.05	4.00%	1,268.56	Total PSPCL	46,539.96	3,333.42	49,873.37	3.24%	1,559.87
UBDC	283.12	35.43	318.55	1.38%	4.16																																																														
MHP	882.85	48.31	931.16	3.15%	28.55																																																														
ASHP	161.08	113.44	274.52	2.02%	4.39																																																														
RSD	7,799.65	18.71	7,818.36	1.84%	143.77																																																														
SYL	1.68	-	1.68	0.00%	-																																																														
MICRO	21.68	-	21.68	1.11%	0.24																																																														
BBMB	732.30	-	732.30	1.94%	14.23																																																														
Total Hydel	10,040.42	329.03	10,369.45	1.96%	200.37																																																														
Total Generation	16,054.97	832.36	16,887.33	1.77%	291.32																																																														
Distribution	30,484.99	2,501.06	32,986.05	4.00%	1,268.56																																																														
Total PSPCL	46,539.96	3,333.42	49,873.37	3.24%	1,559.87																																																														
d) PSPCL has shown addition of Land and land rights amounting to Rs.291.54 Crore and claimed depreciation of Rs.102.15 Crore during FY 2023-24 in Note 3 of Annual Audited Accounts for FY 2023-24. But in the Note 37 of Audited Accounts Rs.95.61 Crore and Rs.6.54 Crore have been booked as depreciation on reservoir land and amortization of coal mine. PSPCL to provide complete details of Rs.102.15 (95.61+6.54) Crore and reasons for booking coal mine charges in land & land rights.	<p>It is submitted that the amount of Rs. 291.54 Crore shown under 'Land and Land rights' includes Rs. 290.65 Crore pertaining to the capitalization of Pachwara Coal Mine and balance Rs. 0.89 Crore relates to land compensation paid by various field offices.</p> <p>So far as capitalization of cost of procurement/allotment of coal mine is concerned it is submitted that these costs have been capitalized as per relevant provisions of Ind-AS-16 & Ind-AS-106 and same has been disclosed at Note 50 of the audited Financial Statements for FY 2023-24. The depreciation/amortization amounting to Rs. 6.54 crore against this coal mine cost has been calculated as per accounting policy 2.6 of PSPCL over the period of useful life of coal mine.</p> <p>Further, amortization of Rs. 95.61 Crore has been charged on cost of reservoir land of Shahpur Kandi project of Rs. 3,567.58 Crore.</p>																																																																		
e) PSPCL to supply details of Assets which have completed 12 years of life as on 31.3.2024 along with depreciation spread over the balance life of the assets.	<p>It is submitted that as per section 128(2) of The Companies Act 2013, PSPCL prepares books of accounts at branch level and consolidates summarised information through accounting package at head office level for preparation of financial statement of accounts.</p>																																																																		
f) PSPCL to submit the Fixed Asset Register (FAR) prepared for FY 2023-24.	<p>Accordingly, PSPCL prepares fixed assets register for maintaining records of fixed assets and calculation of depreciation at branch level through MS Office Excel utility. As such, all relevant details for assets more than 12 years, 90% depreciated assets are available in these Fixed Assets Registers. Considering</p>																																																																		

A. K. Kaur

Deficiency	Reply																																	
g) PSPCL to submit a detailed list of assets completing 90% of depreciation for FY 2023-24.	huge size of excel data due to voluminous number of records, sample FAR's of FY 2023-24 of 5 offices are attached as Annexure-28 . Rest can also be provided as per requirement.																																	
21. Other Income																																		
a) Other income shows an amount of Rs.288.53 Crore transferred from consumer contribution. PSPCL to intimate average consumer contribution considered along with rate at which it is transferred.	PSPCL submits that an amount equal to 4% is transferred from deferred income to other income on the basis of accounting policy no. 2.2.(vii) & 2.2.(viii).																																	
b) Details of Misc. income of Rs. 93.49 Crore be provided.	PSPCL submits the details as under: <table border="1" data-bbox="518 280 1117 1294"> <thead> <tr> <th>Account Head</th> <th>A/c code</th> <th>Amount (Rs. Cr.)</th> </tr> </thead> <tbody> <tr> <td>Recovery for transport facilities</td> <td>62.630</td> <td>0.02</td> </tr> <tr> <td>Excess found on verification of material</td> <td>62.905</td> <td>0.33</td> </tr> <tr> <td>Miscellaneous Incomes</td> <td>62.930</td> <td>90.75</td> </tr> <tr> <td>Deposit Forfeited</td> <td>62.931</td> <td>1.30</td> </tr> <tr> <td>Receipt from consumers- Passbook</td> <td>62.951</td> <td>0.01</td> </tr> <tr> <td>Fee received under Right to information Act</td> <td>62.955</td> <td>0.02</td> </tr> <tr> <td>Receipts from schools-PSEB</td> <td>62.961</td> <td>0.01</td> </tr> <tr> <td>Receipts from PSEB-Guest Houses</td> <td>62.962</td> <td>0.17</td> </tr> <tr> <td>Receipts from PSEB-Colonies</td> <td>62.964</td> <td>0.88</td> </tr> <tr> <td>Total</td> <td></td> <td>93.49</td> </tr> </tbody> </table>	Account Head	A/c code	Amount (Rs. Cr.)	Recovery for transport facilities	62.630	0.02	Excess found on verification of material	62.905	0.33	Miscellaneous Incomes	62.930	90.75	Deposit Forfeited	62.931	1.30	Receipt from consumers- Passbook	62.951	0.01	Fee received under Right to information Act	62.955	0.02	Receipts from schools-PSEB	62.961	0.01	Receipts from PSEB-Guest Houses	62.962	0.17	Receipts from PSEB-Colonies	62.964	0.88	Total		93.49
Account Head	A/c code	Amount (Rs. Cr.)																																
Recovery for transport facilities	62.630	0.02																																
Excess found on verification of material	62.905	0.33																																
Miscellaneous Incomes	62.930	90.75																																
Deposit Forfeited	62.931	1.30																																
Receipt from consumers- Passbook	62.951	0.01																																
Fee received under Right to information Act	62.955	0.02																																
Receipts from schools-PSEB	62.961	0.01																																
Receipts from PSEB-Guest Houses	62.962	0.17																																
Receipts from PSEB-Colonies	62.964	0.88																																
Total		93.49																																
c) Details of sundry creditors written back amounting to Rs. 46.50 Crore under 'Other Income' be provided.	It is submitted that this unclaimed amount pertains to the period more than 3 years has been written back by various accounting units of PSPCL. The division-wise details of the same is attached herewith as Annexure-29 .																																	

M. Kous

Deficiency	Reply																					
<p>d) PSPCL needs to supply the basis and details of raising the finance/other charges of Rs.31.04 Crore for FY 2023-24.</p>	<p>PSPCL submits the details as under:</p> <table border="1" data-bbox="231 257 422 593"> <thead> <tr> <th>Particular</th> <th>A/c code</th> <th>Amount (Rs. Cr.)</th> </tr> </thead> <tbody> <tr> <td>Bank Guarantee Commission or charges</td> <td>78.867</td> <td>2.94</td> </tr> <tr> <td>Other bank charges *</td> <td>78.883</td> <td>28.10</td> </tr> <tr> <td>Total</td> <td></td> <td>31.04</td> </tr> </tbody> </table>	Particular	A/c code	Amount (Rs. Cr.)	Bank Guarantee Commission or charges	78.867	2.94	Other bank charges *	78.883	28.10	Total		31.04									
Particular	A/c code	Amount (Rs. Cr.)																				
Bank Guarantee Commission or charges	78.867	2.94																				
Other bank charges *	78.883	28.10																				
Total		31.04																				
<p>22. Generation of Power</p> <p>a. Bifurcation of wheeling/SLDC and Transmission charges amounting to Rs.4112.72 Crore shown under Power Purchase be provided.</p>	<p>The bifurcation of Wheeling / SLDC/ Transmission Charges of Rs. 4,112.72 Crore is shown below:</p> <table border="1" data-bbox="502 257 837 593"> <thead> <tr> <th>Particular</th> <th>A/c code</th> <th>Amount (Rs. Cr.)</th> </tr> </thead> <tbody> <tr> <td>Inter-state Transmission Charges (CTUIL)</td> <td>70.400</td> <td>2,441.90</td> </tr> <tr> <td>Intra-state Transmission Charges (PSTCL)</td> <td>70.401</td> <td>1,636.61</td> </tr> <tr> <td>SLDC Charges</td> <td>70.402</td> <td>29.20</td> </tr> <tr> <td>NRLDC Charges paid by BBMB</td> <td>70.402</td> <td>1.38</td> </tr> <tr> <td>Short term Open access charges</td> <td>70.403</td> <td>3.64</td> </tr> <tr> <td>Total</td> <td></td> <td>4,112.72</td> </tr> </tbody> </table>	Particular	A/c code	Amount (Rs. Cr.)	Inter-state Transmission Charges (CTUIL)	70.400	2,441.90	Intra-state Transmission Charges (PSTCL)	70.401	1,636.61	SLDC Charges	70.402	29.20	NRLDC Charges paid by BBMB	70.402	1.38	Short term Open access charges	70.403	3.64	Total		4,112.72
Particular	A/c code	Amount (Rs. Cr.)																				
Inter-state Transmission Charges (CTUIL)	70.400	2,441.90																				
Intra-state Transmission Charges (PSTCL)	70.401	1,636.61																				
SLDC Charges	70.402	29.20																				
NRLDC Charges paid by BBMB	70.402	1.38																				
Short term Open access charges	70.403	3.64																				
Total		4,112.72																				
<p>23. Revenue from Sales</p> <p>a) PSPCL has not supplied the category-wise/slab-wise and voltage wise Sales for FY 2023-24. Further, Format 25-A shows the sales category-wise (Units only). PSPCL to supply Sales for FY 2023-24(True-up).</p>	<p>It is submitted that category wise and slab wise sales for FY 2023-24 have been submitted in Format D25(B) along with the petition. Further, voltage wise bifurcation of sales have been submitted in Annexure-1 in reply to point 2 (a) above.</p>																					
<p>24. Subsidy</p> <p>a) PSPCL has supplied Format-D-11 with the Petition depicting category wise amount of subsidy. Month wise category-wise / sub-category / slab-wise consumption of electricity against subsidy claimed for FY 2023-24, tallying with Audited Annual Accounts of FY 2023-24 are to be supplied (both units and amount). Similarly month wise category wise/sub category/slab-wise consumption of electricity against</p>	<p>PSPCL submits that the existing SAP and Non-SAP billing system is computing subsidies while billing but does not store the slab wise consumption data. Thus, the slab wise break up of subsidized energy consumption of domestic consumers is not available in the existing SAP and Non-SAP billing system and past data cannot be retrieved. Efforts are being made to develop logic in current SAP and Non-SAP billing system for generating report regarding slab wise subsidized consumption. Further, PSPCL is also in process on implementing a Single Billing System, which is expected to be operational by 31st December 2024 and will have the capability to generate detailed reports including the required slab wise and category wise subsidy consumption data. PSPCL will ensure that in future the slab wise subsidized</p>																					

H. Kaur

Deficiency

subsidy claimed(proposed) for FY 2025-26 be supplied(units and amount).

25. Carrying cost

a) PSPCL has claimed carrying cost of Rs.1018.01 Crore (Table 2.38, [Page 59] on surplus of Rs.2528.77 Crore for FY 2023-24.PSPCL to submit rate of interest for calculating carrying cost along with complete working of carrying cost.

Reply

energy consumption data will be submitted to the Hon'ble Commission on quarterly basis once the logics in current SAP and Non-SAP billing system are developed or Single Billing System is implemented.

PSPCL submits that it has considered the actual interest rate of working capital i.e., 7.71% for calculating carrying cost. Detailed calculation of carrying cost is as under:

S. No.	Particulars	Amount (Rs. Cr.)
1	Gap for FY 2023-24 [(-)Deficit/(+)Surplus]	-2,528.77
2	Gap up to FY 2022-23 [(-)Deficit/(+)Surplus] (As per PSERC)	-4,072.27
3	Total Gap (1 + 2)	-6,601.04
4	Carrying cost for FY 2023-24 (half year)	-254.50
5	Carrying cost for FY 2024-25 (full year)	-509.01
6	Carrying cost for FY 2025-26 (half year)	-254.50
7	Total carrying cost	-1,018.01

26. PSPCL has claimed GPF interest amount to Rs. 44.91 Crores for F.Y. 2023-24. A GPF trust was created for maintaining a corpus for payment of GPF to retiring officials/officer. PSPCL to give its complete details of corpus deposited with the trust and regular yearly instalments. It may also be certified with details that regular yearly instalments are duly being deposited by PSPCL & PSTCL with trust ibid.

The detail of funds payable to PSPCL Provident Fund Trust as on 31.03.2024 is as below:


Particulars	Subscription (Rs. Crore)	Initial Corpus (Rs. Crore)	Total (Rs. Crore)
Opening Payable Balance as on 01.04.2023	215.58	542.17	757.75
Payables during FY 2023-24	247.04	0.00	247.04
Add: Interest for FY 2023-24	12.21	32.69	44.91
Total Payable	474.84	574.86	1,049.71
Less: Paid during the year till 31.03.2024	267.94	194.83	462.77
Closing Balance as on 31.03.2024	206.90	380.03	586.94

H. Kaush

Deficiency	Reply
<p>27. PSPCL had lately purchased M/s GVK Power Plant. Detail of Loan taken for the purchase of GVK along with interest thereon be intimated. PSPCL to submit where the expenses of purchase of GVK have been claimed and from where the operational expenses of the plant are being met with.</p>	<p>PSPCL acquired GVK Power (Goindwal Sahib) Limited (GVK) through a specially formed SPV viz M/s. Guru Amardas Thermal Power Limited (GATPL) on 07.02.2024 pursuant to Hon'ble NCLT order dated 22.12.2024 (NCLT Approval Order). GATPL is a wholly owned subsidiary of PSPCL and hence GVK has now become a step down wholly owned subsidiary of PSPCL. For the purpose of acquiring GVK, PSPCL obtained sanction from Power Finance Corporation Limited ("PFC") for a loan amounting to Rs. 1,440 Crore.</p> <p>PFC has disbursed an amount of Rs. 1,079.99 Crore on 06.02.2024 and Rs. 35.78 Crore on 27.02.2024 directly to the account of GVK. GVK utilized Rs. 1,079.99 Crores disbursed by PFC on 06.02.2024 towards repayment to the Secured Financial Creditors and operational creditors in terms of the Resolution Plan submitted by PSPCL and NCLT Approval Order. The balance amount of Rs. 35.78 Crore has been utilized by GVK for operations of the Power Plant.</p> <p>Pursuant to take over of GVK by PSPCL, GVK is continuing as a separate legal entity and accordingly GVK has been submitting its monthly tariff bills to PSPCL in terms of this Hon'ble Commission's order dated 28.09.2023 in Petition No. 17 of 2023 (MYT order for the control period for the FY 2023-24 to FY 2025-26). In terms of the said order, GVK will be submitting ARR for the ensuing year and true petition for previous year to this Hon'ble Commission on its own.</p> <p>GVK has been incurring all its operational expenses including debt servicing on the loan disbursed by PFC from 06.02.2024 out of its revenues received from PSPCL against its tariff bills. The above loan amount of Rs. 1,440 Crores sanctioned to PSPCL from PFC is solely for the purpose of acquiring GVK and settlement of dues by GVK in terms of the Resolution Plan.</p>
<p>Carrying cost on delayed payment of subsidy :</p> <p>It is submitted that this Hon'ble Commission is allowing interest on delayed payment of subsidy made by GoP. While allowing the interest on delayed payment of subsidy, total subsidy due during the year has been evenly distributed in all months whereas it is more appropriate if it is taken into consideration on consumption basis at monthly intervals due to the fact that the amount of subsidy is on higher side in the months of paddy season and summer season in comparison to remaining period of the year. Further, the SOP issued by MoP for payment of subsidy provide for the payment of subsidy by State Government to Discom on actual consumption. Therefore, it is prayed to this Hon'ble Commission to allow carrying cost on delayed payment of subsidy on consumption basis.</p>	

Note: Annexures submitted in MS Excel format are **Annexure 2a, 2b, 17, 18, 19c, 24a, 24b & 28.**

H. Kaur



Form 05

Sales, Consumers & Connected Load

S.No.	Category	FY 2023-24			
		Consumers (No.) III	Connected Load (kW) IV	Contract Demand (kVA) V	Consolidated Sales (kWh) VI
1	Domestic				
	220kV	-	-	-	-
	132kV	-	-	-	-
	66kV	3	26,401	14,582	25.17
	33kV	1	12,957	6,561	7.59
	11kV	370	2,86,642	1,69,498	204.72
	LT	78,40,693	1,58,22,380	75,843	17,589.02
	Total	78,41,067	1,61,48,381	2,66,484	17,826.49
2	Non Residential				
	220kV	-	-	-	-
	132kV	-	-	-	-
	66kV	8	53,595	54,269	53.46
	33kV	-	-	-	-
	11kV	2,406	11,57,849	8,12,242	888.95
	LT	12,41,802	41,29,317	11,51,916	3,657.08
	Total	12,44,276	53,40,762	20,18,426	4,599.49
3	Public Lighting				
	LT	5,783	45,921	-	156.37
4	Agricultural Pumpsets				
	LT	263	1,947	-	3.51
5	AP High Technology/ High Density Farming				
	11kV	2	111	107	0.05
6	Small Power				
	LT	1,03,417	15,23,960	13,20,515	984.02
7	Medium Supply				
	11kV	3,631	3,12,229	3,22,017	309.40
	LT	34,688	22,81,802	21,18,954	2,068.08
	Total	38,319	25,94,032	24,40,971	2,377.48
8	Large Supply				
	400kV	3	3,11,997	3,07,251	769.56
	220kV	3	54,125	51,854	115.74
	132kV	8	2,39,713	1,12,205	414.80
	66kV	195	26,64,047	17,80,186	7,178.40
	33kV	6	1,84,709	87,596	326.87
	11kV	11,330	55,27,978	48,54,001	9,510.37
	LT	545	67,673	64,003	92.13
	Total	12,090	90,50,240	72,57,087	18,407.86
9	Bulk Supply				
	400kV	1	716	795	0.06
	220kV	1	53	59	0.01
	132kV	2	56,314	42,724	111.36
	66kV	18	1,39,988	1,04,912	305.54
	33kV	-	-	-	-
	11kV	214	1,55,263	1,31,003	249.11
	LT	318	15,274	16,338	38.01
	Total	554	3,67,608	2,95,831	704.09
10	Railway Traction				
	220kV	5	47,020	51,260	46.85
	132kV	2	5,360	7,240	12.68
	Total	7	52,380	58,500	59.53
11	Temporary Supply (All Categories)				
	33kV	57	7,928	2,493	9.50
	11kV	28,676	59,455	14,383	29.87
	LT	68,411	1,45,228	50,474	363.04
	Total	97,144	2,12,612	67,349	402.42
12	Night Supply (LS/MS/SP)				
	132 kV	2	25,465	24,658	35.11
	66 kV	7	47,649	48,658	215.69
	33 kV	16	35,145	31,289	115.25
	11 kV	33	82,546	83,564	332.14
	Total	58	1,90,805	1,88,169	698.19
13	Compost/Solid Waste Mngt Plants & Rural Water Supply Scheme				
	11kV	2,876	34,966	43,123	90.42
	LT	7,299	1,64,241	94,567	185.58
	Total	10,175	1,99,207	1,37,690	275.99
	Grand Total	93,53,155	3,57,27,965	1,40,51,127	46,495.49





PUNJAB STATE POWER CORPORATION LIMITED

Office of Chief Engineer /Commercial, Patiala

Commercial Circular No. 39/2017

To

All Engineer-in-Chief/Chief Engineer (DS),
Under Punjab State Power Corporation Limited.

Memo No. 1629/33 /AP Policy 2017-18

Dated: 20/9/17 /2017

Subject: Policy Guidelines for out of turn release of agriculture power electricity connections under AP metered category.

As per clause 5.3 of the Electricity Supply Code & Related Matters Regulations 2014, the policy guidelines for out of turn release of agriculture power electricity connections under AP metered category (without Govt. subsidy) have been issued by the Government of Punjab, Deptt. of Power (Power Reforms Wing) vide memo no. 1/33/08-EB(PR)/574 dated 04.09.17. The general terms & conditions for release of AP tubewell connections under these policy guidelines shall be as under :-

- i. These electricity connections shall be released to those farmers/companies/firms etc. in the State, who want to get electricity connection for irrigation purpose under AP metered category for which they are ready to pay.
- ii. These electricity connections shall be release in a separate category with overriding priority on the principle of 'First come first served basis' as per the seniority.
- iii. Actual cost of release of connection including meter and metering equipment etc. shall be deposited by the applicant.
- iv. The AP metered tariff rate or in case of defective/burnt meter or where meter reading due to any reason is not available, flat rate per BHP as determined by PSERC in Tariff Order every year shall be applicable to these consumers.
- v. The connections will be released from nearest AP feeders by installing AMR meters to access the energy consumption. In no case the connection shall be allowed to be released or shifted to any other category feeders.

- vi. The connections shall be released under HVDS by installing individual transformers of appropriate capacity with the use of minimum BEE 4 Star labeled and ISI Marked Motor Pump Sets and accessories.
- vii. The AP applicants, who are earlier registered under General/Priority category, shall have the option to transfer his AP application under AP metered category. However, the seniority shall be considered from the date of option and lien of the applicant under General/Priority category shall cease to exist.
- viii. DS officers/officials who are required to check and seal the metering equipment shall take due care while affixing seal to the meter/metering equipment. Meter reader/Meter Inspector /Lineman In-charge/JE/AEE In-charge will be held responsible in case of misuse of these connections. AE/AEE (DS) shall ensure 100% checking of the connections of this category to ensure that the priority is not misused.
- ix. The AP applicants/consumers under this category shall further be subject to all the existing terms & conditions of Supply Code & Related Matters Regulations, Electricity Supply Instructions Manual, General Conditions of Tariff and Schedule of Tariff and as per instructions revised by PSERC from time to time.
- x. In no circumstances, the tubewell connection released under this scheme shall be shifted to free AP tubewell category.
- xi. As per directions issued by State/Centre Govt. from time to time, the Field Officers of PSPCL shall make compliance of the following :-
 - a) Restrictions shall be imposed for release of Tubewell connections to AP applicants having land holding above 4 hectare (10 acre) in the notified blocks in compliance to the Para 32.4 of CGWA Minutes of Meeting held on 16.06.2011.
 - b) AP supply to the existing as well as prospective AP consumers shall be given as notified vide Notification No. 1/33/08-EB (PR)/194 dated 11th March, 2016 issued by Department of Power, Government of Punjab.

H. Kang

xii. An undertaking from the applicant shall be required to be furnished on non-judicial stamp paper mentioning that:-

- a) He will not seek free power as being given to other categories of AP consumers. His connection shall be liable to be disconnected, in case he seeks free power.
- b) That AP connection shall be subject to the restriction regarding use of electricity and hours as per Notification No. 1/33/08-EB (PR)/194 dated 11th March, 2016 issued by Department of Power, Government of Punjab (amended from time to time).
- c) He will strictly abide by the implementation of the provisions of the Punjab Preservation of Sub-Soil Water Act, 2009 and Notifications issued there under by Government of Punjab from time to time w.r.t sowing of paddy nursery/plantation as per the time schedule notified by the Government of Punjab.
- d) He will deposit the actual cost of release of connection including meter and metering equipment etc.
- e) At any stage, if the undertaking given by him is found to be false, PSPCL shall have the right to disconnect his connection without any notice. He shall not be liable to get any claim from PSPCL in this regard and pay total cost of estimate and dismantlement charges to PSPCL.

Strict meticulous compliance of the above instructions may please be ensured.

This issues with the approval of competent authority.

M. J. Nehra
20.9.17
Dy. CE/Sales-I,
For CE/Commercial,
PSPCL, Patiala.

ਪਿੱਠ ਅੰਕਣ ਨੰ: 1634/41 AP Policy/17-18


ਮਿਤੀ: 20/9/17

ਉਪਰੋਕਤ ਦਾ ਉਤਾਰਾ ਹੇਠ ਲਿਖਿਆਂ ਨੂੰ ਸੂਚਨਾ ਅਤੇ ਲੋੜੀਂਦੀ ਕਾਰਵਾਈ ਲਈ ਭੇਜਿਆ ਜਾਂਦਾ ਹੈ:-

1. ਵਿੱਤ ਕਮਿਸ਼ਨਰ/ਫਾਇਨਾਂਸ ਟੂ ਗੋਵਰਨਿੰਟ ਪੰਜਾਬ ਐਕਸ ਆਫੀਸ ਮੈਂਬਰ, ਪੀ.ਐਸ.ਈ.ਆਰ.ਸੀ. ਚੰਡੀਗੜ੍ਹ।
2. ਸਕੱਤਰ/ ਇਜ਼ਲੀ ਵਿਭਾਗ, ਪੰਜਾਬ ਸਰਕਾਰ, ਚੰਡੀਗੜ੍ਹ।
3. ਸਕੱਤਰ, ਪੰਜਾਬ ਸਰਕਾਰ/ਇੰਡ: ਅਤੇ ਕਾਮਰਸ ਵਿਭਾਗ, ਪੰਜਾਬ ਸਰਕਾਰ, ਚੰਡੀਗੜ੍ਹ।

H. Kaur

4. ਪ੍ਰੋਜੈਕਟਿੰਗ ਸਟੇਟ ਡਿਸਟ੍ਰਿਬਿਊਟਿਡ ਰਿਡਰੈਸਲ ਕਮਿਸ਼ਨ (ਪੰਜਾਬ) SCO ਨੰ: 3009-10, Sec-22, ਚੰਡੀਗੜ੍ਹ
5. ਸਕੱਤਰ, PSERC, SCO.ਨੰ: 220-221, ਸੈਕਟਰ-34 ਏ, ਚੰਡੀਗੜ੍ਹ।
6. Ombudsman, Electricity Punjab 66 KV Grid Sub Stn., Plot no. A-2. Industrial Area. Phase-1, SAS Nagar (Mohali)-160055
7. ਨਿੱਜੀ ਸਕੱਤਰ ਟੂ ਬਿਜਲੀ ਮੰਤਰੀ, ਪੰਜਾਬ ਸਿਵਲ ਸਕੱਤਰੇਤ ਪੰਜਾਬ ਸਰਕਾਰ ਚੰਡੀਗੜ੍ਹ।
8. ਚੀਫ ਕੋ-ਆਰਡੀਨੇਟਰ, ਉਦਯੋਗ ਸਹਾਇਕ ਡਾਇਰੈਕਟਰ ਆਫ ਇੰਡੀਸਟਰੀਜ਼ ਪੰਜਾਬ Sec-17, ਚੰਡੀਗੜ੍ਹ।


Addl.SE/Sales-2,
For CE/Commercial,
PSPCL, Patiala.

ਸੀ.ਸੀ.

The following may download the circular from PSPCL website (www.pspcl.in).

1. ਪੀ.ਐਸ.ਟੂ ਚੇਅਰਮੈਨ-ਕਮ-ਮੈਨੇਜਿੰਗ ਡਾਇਰੈਕਟਰ, ਪੰਜਾਬ ਰਾਜ ਪਾਵਰ ਕਾਰਪੋਰੇਸ਼ਨ ਲਿਮ, ਪਟਿਆਲਾ।
2. ਸਾਚੇ ਨਿਰਦੇਸ਼ਕ, ਪੰਜਾਬ ਰਾਜ ਪਾਵਰ ਕਾਰਪੋਰੇਸ਼ਨ ਲਿਮ, ਪਟਿਆਲਾ।
3. Chief Engineer / EA & Enforcement, PSPCL, Patiala.
4. Chief Engineer / Technical Audit & Inspection, PSPCL, Patiala.
5. Chief Engineer / ARR & TR, PSPCL, Patiala.
6. ਮੁੱਖ ਇੰਜ./ਆਈ.ਟੀ., ਪੀ.ਐਸ.ਪੀ.ਸੀ.ਐਲ., ਪਟਿਆਲਾ।
7. ਮੁੱਖ ਇੰਜ./ ਚੇਅਰਮੈਨ (ਫੋਰਮ), ਪੀ.-1, ਵਾਈਟ ਹਾਊਸ, ਰਾਜਪੁਰਾ ਕਲੋਨੀ, ਪਟਿਆਲਾ।
8. ਮੁੱਖ ਬਿਜਲੀ ਇੰਸਪੈਕਟਰ, ਪੰਜਾਬ ਸਰਕਾਰ, ਪਟਿਆਲਾ।
9. Chief Auditor, PSPCL, Patiala.
10. ਡੀ.ਜੀ.ਐਮ./ਆਈ.ਟੀ., (ਐਸ.ਡੀ.ਅਤੇ ਆਈ.) ਪੀ.ਐਸ.ਪੀ.ਸੀ.ਐਲ., ਪਟਿਆਲਾ।
11. Dy. CE/Sales-1, Dy.CE/Sales-2 and Dy.CE/Billing, PSPCL
12. All Addl. SEs / Sr.Xens / AEEs under Commercial organization, PSPCL.



PUNJAB STATE POWER CORPORATION LIMITED
 Regd. Office: PSEB Head Office, The Mall, Patiala-147001
 [Office of Chief Engineer /Commercial]
 Phones: (Office):0175-2214495; 0175-2210320
 Web site : www.pspcl.in e-mail id: ce-commercial@pspcl.in
 CIN No. : U40109PB2010SGC033813

Commercial Circular No. 45 /2021

ਵੱਲ

1. ਸਮੂਹ ਪ੍ਰਮੁੱਖ/ਮੁੱਖ ਇੰਜੀਨੀਅਰ/ਵੰਡ,
ਅਧੀਨ ਪੀ.ਐਸ.ਪੀ.ਸੀ.ਐਲ.
2. ਪ੍ਰਮੁੱਖ ਇੰਜੀਨੀਅਰ/ਆਈ.ਟੀ.,
ਪੀ.ਐਸ.ਪੀ.ਸੀ.ਐਲ. ਪਟਿਆਲਾ।

ਮੀਮੋ ਨੰ. 418-419 /ਸੀ.ਸੀ.39/2017/ਲੂਜ਼

ਮਿਤੀ: 17.12.2021

ਵਿਸ਼ਾ: ਪੰਜਾਬ ਸਰਕਾਰ ਵੱਲੋਂ ਵਣਜ ਗਸ਼ਤੀ ਪੱਤਰ ਨੰ. 39/2017 ਰਾਹੀਂ ਜਾਰੀ ਕੀਤੇ ਏ.ਪੀ. ਮੀਟਰਡ ਖੇਤੀਬਾੜੀ ਖਪਤਕਾਰਾਂ ਦੇ ਬਕਾਇਆ ਖੜੇ ਬਿਜਲੀ ਬਿਲ ਅਤੇ ਭਵਿੱਖ ਵਿੱਚ ਆਉਣ ਵਾਲੇ ਬਿਜਲੀ ਬਿਲ ਮੁਆਫ਼ ਕਰਨ ਸੰਬੰਧੀ।

ਮਾਨਯੋਗ ਮੁੱਖ ਮੰਤਰੀ ਪੰਜਾਬ ਜੀ ਦੀ ਪ੍ਰਧਾਨਗੀ ਹੇਠ ਮਿਤੀ 17.11.2021 ਨੂੰ ਸੰਯੁਕਤ ਕਿਸਾਨ ਮੋਰਚੇ ਦੀਆਂ ਸਮੂਹ ਕਿਸਾਨ ਜਥੇਬੰਦੀਆਂ ਨਾਲ ਹੋਈ ਮੀਟਿੰਗ ਵਿੱਚ ਫੈਸਲਾ ਲਿਆ ਗਿਆ ਹੈ ਕਿ ਵਣਜ ਗਸ਼ਤੀ ਪੱਤਰ ਨੰ. 39/2017 ਮਿਤੀ 20.09.2017 ਰਾਹੀਂ ਜਾਰੀ ਕੀਤੇ ਏ.ਪੀ. ਮੀਟਰਡ ਖੇਤੀਬਾੜੀ ਖਪਤਕਾਰਾਂ ਦੇ ਬਕਾਇਆ ਖੜੇ ਬਿਜਲੀ ਬਿਲ ਅਤੇ ਭਵਿੱਖ ਵਿੱਚ ਆਉਣ ਵਾਲੇ ਬਿਜਲੀ ਬਿਲ ਮੁਆਫ਼ ਕੀਤੇ ਜਾਣਗੇ। ਇਸ ਰਕਮ ਦੀ ਅਦਾਇਗੀ ਪੰਜਾਬ ਸਰਕਾਰ ਵੱਲੋਂ ਪੀ.ਐਸ.ਪੀ.ਸੀ.ਐਲ. ਨੂੰ ਸਬਸਿਡੀ ਰਾਹੀਂ ਕੀਤੀ ਜਾਵੇਗੀ।

ਪੰਜਾਬ ਸਰਕਾਰ ਵੱਲੋਂ ਲਏ ਗਏ ਉਕਤ ਫੈਸਲੇ ਨੂੰ ਸੁਚਾਰੂ ਢੰਗ ਨਾਲ ਤੁਰੰਤ ਪ੍ਰਭਾਵ ਨਾਲ ਲਾਗੂ ਕਰਨ ਲਈ ਹੇਠ ਅਨੁਸਾਰ ਹਦਾਇਤਾਂ ਜਾਰੀ ਕੀਤੀਆਂ ਜਾਂਦੀਆਂ ਹਨ:-

- 1) ਵਣਜ ਗਸ਼ਤੀ ਪੱਤਰ ਨੰ. 39/2017 ਰਾਹੀਂ ਜਾਰੀ ਕੀਤੇ ਏ.ਪੀ. ਮੀਟਰਡ ਖੇਤੀਬਾੜੀ ਖਪਤਕਾਰਾਂ ਦੇ ਮਿਤੀ 01.12.2021 ਤੱਕ ਬਕਾਇਆ ਖੜੀ ਰਕਮ ਅਤੇ ਭਵਿੱਖ ਵਿੱਚ ਆਉਣ ਵਾਲੇ ਬਿਜਲੀ ਬਿਲਾਂ ਨੂੰ ਪੀ.ਐਸ.ਪੀ.ਸੀ.ਐਲ. ਵੱਲੋਂ ਮੁਆਫ਼ ਕੀਤਾ ਜਾਵੇਗਾ ਜਿਸ ਦੀ ਪੁਤੀਪੁਰਤੀ ਪੰਜਾਬ ਸਰਕਾਰ ਵੱਲੋਂ ਪੀ.ਐਸ.ਪੀ.ਸੀ.ਐਲ. ਨੂੰ ਕੀਤੀ ਜਾਵੇਗੀ।
- 2) ਮਿਤੀ 01.12.2021 ਤੋਂ ਬਾਅਦ ਵਿੱਚ ਅਜਿਹੇ ਖਪਤਕਾਰਾਂ ਦੇ ਬਿਜਲੀ ਖਪਤ ਦੀ ਰੀਡਿੰਗ ਪਹਿਲਾਂ ਦੀ ਤਰ੍ਹਾਂ ਹੀ ਫੀਲਡ ਦਫ਼ਤਰਾਂ ਵੱਲੋਂ ਲਈ ਜਾਵੇਗੀ ਅਤੇ ਪਹਿਲਾਂ ਦੀ ਤਰ੍ਹਾਂ ਹੀ ਬਿਜਲੀ ਖਪਤ ਦੀ ਰਕਮ ਦਾ ਬਿਲ ਤਿਆਰ ਕੀਤਾ ਜਾਵੇਗਾ ਪਰੰਤੂ ਅਦਾਇਗੀ ਯੋਗ ਖਾਨੇ ਵਿੱਚ ਨਿਲ ਰਕਮ ਦਰਸਾਈ ਜਾਵੇਗੀ।
- 3) ਇਸ ਤੋਂ ਇਲਾਵਾ ਅਜਿਹੇ ਖਪਤਕਾਰ ਜਿਹਨਾਂ ਦੇ ਬਿਜਲੀ ਦੇ ਕੁਨੈਕਸ਼ਨ ਬਿਲ ਨਾ ਭਰਨ ਕਰਕੇ ਕੱਟੇ ਹੋਏ ਹਨ ਪੀ.ਐਸ.ਪੀ.ਸੀ.ਐਲ. ਵੱਲੋਂ ਜੋੜ ਦਿੱਤੇ ਜਾਣਗੇ। ਇਸ ਸੰਬੰਧੀ ਬਿਜਲੀ ਕੁਨੈਕਸ਼ਨ ਜੋੜਨ ਲਈ

- 41 -


H. Kaur

ਪੀ.ਐਸ.ਪੀ.ਸੀ.ਐਲ. ਵੱਲੋਂ ਲੋੜੀਂਦੇ ਚਾਰਜਜ (ਜੋ ਵੀ ਲਾਗੂ ਹੋਣਗੇ) ਦੀ ਬਣਦੀ ਰਕਮ ਦੀ ਪ੍ਰਤੀਪੂਰਤੀ ਵੀ ਪੰਜਾਬ ਸਰਕਾਰ ਵੱਲੋਂ ਪੀ.ਐਸ.ਪੀ.ਸੀ.ਐਲ. ਨੂੰ ਕੀਤੀ ਜਾਵੇਗੀ।

- 4) ਪੰਜਾਬ ਸਰਕਾਰ ਵੱਲੋਂ ਲਏ ਗਏ ਉਕਤ ਫੈਸਲੇ ਨੂੰ ਸੁੱਚਜੇ ਢੰਗ ਨਾਲ ਲਾਗੂ ਕਰਨ ਲਈ ਲੋੜੀਂਦੀਆਂ modalities ਅਤੇ ਬਕਾਇਆ ਰਾਸ਼ੀ ਦੀ ਪ੍ਰਤੀਪੂਰਤੀ ਲਈ ਪੰਜਾਬ ਸਰਕਾਰ ਤੋਂ ਸਬਸਿਡੀ ਕਲੇਮ ਕਰਨ ਲਈ ਮੁੱਖ ਇੰਜੀਨੀਅਰ/ਆਈ.ਟੀ. ਪੀ.ਐਸ.ਪੀ.ਸੀ.ਐਲ., ਮੁੱਖ ਲੇਖਾ ਅਫਸਰ/ਰੈਵੀਨਿਊ ਪੀ.ਐਸ.ਪੀ.ਸੀ.ਐਲ. ਅਤੇ ਵਿੱਤ ਸਲਾਹਕਾਰ ਪੀ.ਐਸ.ਪੀ.ਸੀ.ਐਲ. ਦੇ ਦਫਤਰ ਵੱਲੋਂ ਕਾਰਵਾਈ ਕੀਤੀ ਜਾਵੇਗੀ।

ਇਹ ਵਣਜ ਗਸ਼ਤੀ ਪੱਤਰ ਪੀ.ਐਸ.ਪੀ.ਸੀ.ਐਲ. ਦੀ ਵੈਬਸਾਈਟ www.pspcl.in ਤੋਂ ਡਾਊਨਲੋਡ ਕੀਤਾ ਜਾ ਸਕਦਾ ਹੈ।

ਇਹ ਸਮੱਰਥ ਅਧਿਕਾਰੀ ਦੀ ਪ੍ਰਵਾਨਗੀ ਨਾਲ ਜਾਰੀ ਕੀਤਾ ਜਾਂਦਾ ਹੈ।


ਉਪ ਮੁੱਖ ਇੰਜੀਨੀਅਰ/ਵਿਕਰੀ-1,
ਵਾ: ਮੁੱਖ ਇੰਜੀਨੀਅਰ/ਵਣਜ,
ਪੀ.ਐਸ.ਪੀ.ਸੀ.ਐਲ., ਪਟਿਆਲਾ।

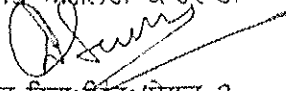
ਪਿੱਠ ਅੰਕਣ ਨੰ: 420-432 /ਸੀ.ਸੀ.39/2017/ਲੁਧ ਮਿਤੀ: 17.12.2021

ਉਪਰੋਕਤ ਦਾ ਉਤਾਰਾ ਹੇਠ ਲਿਖਿਆਂ ਨੂੰ ਸੂਚਨਾ ਅਤੇ ਲੋੜੀਂਦੀ ਕਾਰਵਾਈ ਲਈ ਭੇਜਿਆ ਜਾਂਦਾ ਹੈ:-

1. ਵਿੱਤ ਕਮਿਸ਼ਨਰ/ਫਾਇਨੈਂਸ ਟੂ ਗੌਰਮਿੰਟ ਪੰਜਾਬ ਐਕਸ-ਆਫਿਸੋ ਮੈਂਬਰ, ਪੰਜਾਬ ਰਾਜ ਪਾਵਰ ਕਾਰਪੋਰੇਸ਼ਨ ਲਿਮਿਟਡ, ਚੰਡੀਗੜ੍ਹ।
2. ਵਪੀਕ ਮੱਖ ਸਕੱਤਰ/ਬਿਜਲੀ ਵਿਭਾਗ, ਪੰਜਾਬ ਸਰਕਾਰ, ਚੰਡੀਗੜ੍ਹ।
3. ਸਕੱਤਰ / ਇੰਡਸਟਰੀਜ ਅਤੇ ਕਮਰਸ ਵਿਭਾਗ, ਪੰਜਾਬ ਸਰਕਾਰ, ਚੰਡੀਗੜ੍ਹ।
4. ਪ੍ਰੋਜੈਕਟ, ਸਟੇਟ ਡਿਸਪਿਊਟ ਰਿਡਰੈਸਲ ਕਮਿਸ਼ਨ (ਪੰਜਾਬ), ਐਸ.ਸੀ.ਓ. ਨੰ. 3009-10, ਸੈਕਟਰ-22, ਚੰਡੀਗੜ੍ਹ।
5. ਸਕੱਤਰ/ਪੰਜਾਬ ਰਾਜ ਬਿਜਲੀ ਰੈਗੂਲੇਟਰੀ ਕਮਿਸ਼ਨ, Sight No. 3, Madhya Marg, ਸੈਕਟਰ-18 ਏ, ਚੰਡੀਗੜ੍ਹ।
6. ਸਮੂਹ ਡਿਪਟੀ ਕਮਿਸ਼ਨਰ, ਪੰਜਾਬ ਸਰਕਾਰ ਨੂੰ ਬੇਨਤੀ ਸਹਿਤ ਲਿਖਿਆ ਜਾਂਦਾ ਹੈ ਕਿ ਪੰਜਾਬ ਮੰਤਰੀ ਮੰਡਲ ਦੇ ਉਪਰੋਕਤ ਫੈਸਲੇ ਨੂੰ ਲਾਗੂ ਕਰਨ ਲਈ ਸਬੰਧਤ ਐਸ.ਡੀ.ਐਮ./ਤਹਿਸੀਲਦਾਰ ਦੀਆਂ ਡਿਊਟੀਆਂ ਲਗਾਈਆਂ ਜਾਣ ਜੀ।
7. ਓਮਬਡਸਮੈਨ, ਇਲੈਕਟ੍ਰਿਸਿਟੀ ਪੰਜਾਬ 66 ਕੇਵੀ ਗਰਿਡ ਸਬ-ਸਟੇਸ਼ਨ, ਪਲਾਟ ਨੰ. ਏ-2, ਇੰਡਸਟਰੀਅਲ ਏਰੀਆ, ਫੇਜ਼-1, ਐਸਏਐਸ ਨਗਰ (ਮੋਹਾਲੀ) -160055.
8. ਪ੍ਰਬੰਧਕੀ ਨਿਰਦੇਸ਼ਕ / ਪੰਜਾਬ ਬੁਨਿਆਦੀ ਢਾਂਚਾ ਵਿਕਾਸ ਬੋਰਡ, ਚੰਡੀਗੜ੍ਹ।
9. ਨਿੱਜੀ ਸਕੱਤਰ ਟੂ ਬਿਜਲੀ ਮੰਤਰੀ, ਪੰਜਾਬ ਸਿਵਲ ਸਕੱਤਰੇਤ, ਪੰਜਾਬ ਸਰਕਾਰ, ਚੰਡੀਗੜ੍ਹ।
10. ਸੁਪਰਡੈਂਟ/ਆਮ ਰਾਜ ਪ੍ਰਬੰਧ ਵਿਭਾਗ (ਮੰਤਰੀ ਮੰਡਲ ਮਾਮਲੇ ਸ਼ਾਖਾ), ਪੰਜਾਬ ਸਿਵਲ ਸਕੱਤਰੇਤ, ਪੰਜਾਬ ਸਰਕਾਰ, ਚੰਡੀਗੜ੍ਹ।
11. ਨਿਗ: ਇੰਜ/ਬਿਲਿੰਗ, ਪੀ.ਐਸ.ਪੀ.ਸੀ.ਐਲ., ਪਟਿਆਲਾ ਨੂੰ ਜਾਣਕਾਰੀ ਅਤੇ ਅਗਲੇਰੀ ਕਾਰਵਾਈ ਹਿੱਤ।
12. ਵਿੱਤ ਸਲਾਹਕਾਰ, ਪੀ.ਐਸ.ਪੀ.ਸੀ.ਐਲ., ਪਟਿਆਲਾ ਨੂੰ ਜਾਣਕਾਰੀ ਅਤੇ ਅਗਲੇਰੀ ਕਾਰਵਾਈ ਹਿੱਤ।

H.Kaur


13. ਮੁੱਖ ਲੇਖਾ ਅਫਸਰ/ਚੈਵੀਨਿਊ, ਪੀ.ਐਸ.ਪੀ.ਸੀ.ਐਲ., ਪਟਿਆਲਾ ਨੂੰ ਜਾਣਕਾਰੀ ਅਤੇ ਅਗਲੇਰੀ ਕਾਰਵਾਈ
ਚਿੱਠੀ।


ਵਧੀਕ ਨਿਗ:ਇੰਜ:ਸੇਲਜ-2,
ਪੀ.ਐਸ.ਪੀ.ਸੀ.ਐਲ., ਪਟਿਆਲਾ।

ਸੀਸੀ:

The following may download the Circular from PSPCL website
(www.pspcl.in)

- 1) ਪੀ.ਐਸ. ਟੂ ਚੇਅਰਮੈਨ-ਕਮ-ਮੈਨੇਜਿੰਗ ਡਾਇਰੈਕਟਰ, ਪੀ.ਐਸ.ਪੀ.ਸੀ.ਐਲ., ਪਟਿਆਲਾ।
- 2) ਸਾਰੇ ਨਿਰਦੇਸ਼ਕ, ਪੀ.ਐਸ.ਪੀ.ਸੀ.ਐਲ., ਪਟਿਆਲਾ।
- 3) ਚੇਅਰਮੈਨ (ਫੋਰਮ), ਪੀ-1, ਵਾਈਟ ਹਾਊਸ, ਰਾਜਪੁਰਾ ਕਲੋਨੀ, ਪਟਿਆਲਾ।
- 4) ਚੇਅਰਮੈਨ (ਫੋਰਮ), ਪੀ.ਐਸ.ਪੀ.ਸੀ.ਐਲ., ਲੁਧਿਆਣਾ।
- 5) ਮੁੱਖ ਬਿਜਲੀ ਇੰਸਪੈਕਟਰ, ਪੰਜਾਬ ਸਰਕਾਰ, ਪਟਿਆਲਾ।
- 6) ਮੁੱਖ ਆਡੀਟਰ, ਪੀ.ਐਸ.ਪੀ.ਸੀ.ਐਲ., ਪਟਿਆਲਾ।
- 7) ਮੁੱਖ ਇੰਜੀਨੀਅਰ/ਏ.ਆਰ.ਆਰ. ਤੇ ਟੀ.ਆਰ., ਪੀ.ਐਸ.ਪੀ.ਸੀ.ਐਲ., ਪਟਿਆਲਾ।
- 8) ਸਾਰੇ ਉਪ ਮੁੱਖ ਇੰਜ:ਨਿਗ:ਇੰਜ: ਅਧੀਨ ਵੰਡ ਸੰਸਥਾਂ, ਪੀ.ਐਸ.ਪੀ.ਸੀ.ਐਲ.।
- 9) ਉਪ ਮੁੱਖ ਇੰਜ:ਸੇਲਜ-1, ਨਿਗ: ਇੰਜ:ਚੈਗੂਲੇਸ਼ਨ, ਪੀ.ਐਸ.ਪੀ.ਸੀ.ਐਲ., ਪਟਿਆਲਾ।
- 10) ਸਾਰੇ ਵਧੀਕ ਨਿਗ:ਇੰਜ:ਸੀਨ:ਕਾ:ਕਾ:ਇੰਜ:ਸਹਾ:ਕਾ:ਕਾ: ਇੰਜ:/ਅਧੀਨ ਵਣਜ ਸੰਸਥਾ।
- 11) ਸਾਰੇ ਵਧੀਕ ਨਿਗ:ਇੰਜ:ਸੀਨ:ਕਾ:ਕਾ:ਇੰਜ:ਸਹਾ:ਕਾ:ਕਾ: ਇੰਜ:/ਸਹਾ:ਇੰਜ: ਅਧੀਨ ਵੰਡ ਸੰਸਥਾ,
ਪੀ.ਐਸ.ਪੀ.ਸੀ.ਐਲ.।


ਵਧੀਕ ਨਿਗ:ਇੰਜ:ਸੇਲਜ-2,
ਪੀ.ਐਸ.ਪੀ.ਸੀ.ਐਲ., ਪਟਿਆਲਾ।

H. Kaur



Sources of NRSE power within Punjab during FY 2023-24

Sr.No	Name of Project Source	Contracted Capacity (MW)	Evacuation Voltage Levels (KV)	FY 2023-24		
				Export Units (MU)	Import Units (MU)	Net Units (MU)
A	Solar (Intrastate)					
1	Abundant Energy Pvt. Ltd, Plant-I	2.00	11	2.61	0.02	2.59
2	Abundant Energy Pvt. Ltd, Plant-II	1.00	11	1.19	0.01	1.19
3	Acme Solar Rooftop system pvt. Ltd. Jhunir	15.00	66	21.33	0.14	21.19
4	Acme Solar Rooftop system pvt. Ltd. Nangla, Talwandi Sahib	15.00	66	21.66	0.15	21.50
5	Aditya Medisales Ltd., Lalpur, Hoshiarpur	4.00	66	5.53	0.07	5.47
6	Allianz Ecopower Pvt. Ltd., Boparai Kalan, Ludhiana	2.00	11	2.66	0.02	2.64
7	Aster Solar Power Pvt. Ltd., Jhunir, Mansa	1.00	11	1.43	0.01	1.42
8	Atma Powers Pvt. Ltd., Lakhewali, Mukatsar	2.00	11	2.69	0.02	2.67
9	Azure Power Makemake Pvt. Ltd., Bhittiwala	4.00	66	5.63	0.06	5.57
10	Azure Power Makemake Pvt. Ltd., Killianwali	24.00	66	35.60	0.23	35.37
11	Azure Power Pluto Pvt. Ltd., Bahadurgarh Jandia-1	25.00	66	34.27	0.20	34.07
12	Azure Power Pluto Pvt. Ltd., Bahadurgarh Jandia-2	25.00	66	34.79	0.20	34.59
13	Azure Power Pluto Pvt. Ltd., Korianwali	25.00	66	35.23	0.20	35.03
14	Azure Power Pluto Pvt. Ltd., Badal	15.00	66	21.89	0.13	21.76
15	Azure Power Pluto Pvt. Ltd., Bahadurkhera	25.00	66	35.62	0.19	35.43
16	Azure Power Pluto Pvt. Ltd., Bhittiwala	10.00	66	14.94	0.10	14.84
17	Azure Power Pluto Pvt. Ltd., Vanwala	25.00	66	35.97	0.21	35.76
18	Azure Renewable Energy Pvt. Ltd., PSAMB, Mansa	0.63	11	0.67	0.01	0.66
19	Azure Renewable Energy Pvt. Ltd., Bhagwant Singh & Kulwinder kaur, Kotla Fazal	0.55	11	0.00	0.00	0.00
20	Azure Renewable Energy Pvt. Ltd., Anil Singla Warehouse, Mukatsar	0.801	11	0.00	0.00	0.00
21	Azure Renewable Energy Pvt. Ltd., Vikas Singla Warehouse, Jodhpur Ramana, Bathinda	0.503	11	0.00	0.00	0.00
22	Azure Renewable Energy Pvt. Ltd., Boss Computers Ltd. Zirakpur	1.25	11	0.97	0.01	0.96
23	Azure Renewable Energy Pvt. Ltd., CA Veg Fruits, Kharar	0.599	11	0.58	0.01	0.58
24	Azure Renewable Energy Pvt. Ltd., Canam Cons. Morinda	1.60	11	1.51	0.01	1.50
25	Azure Renewable Energy Pvt. Ltd., PSAMB, Ludhiana	0.76	11	0.64	0.01	0.63
26	Azure Renewable Energy Pvt. Ltd., PSAMB, Mohali	2.05	11	2.00	0.01	1.99
27	Azure Renewable Energy Pvt. Ltd., Skyross, sangrur	1.26	11	1.36	0.01	1.36
28	Azure Urja Pvt. Ltd., 15 MW (Tahliwal jattan), Project-I	15.00	66	16.35	0.17	16.18
29	Azure Urja Pvt. Ltd., 15 MW (Sikhwala / Punjwa), Project-II	15.00	66	19.64	0.16	19.49
30	Azure Urja Pvt. Ltd., 4 MW (Sikhwala / Punjwa), Project-III	4.00	66	5.38	0.07	5.31
31	Bhanuenergy Industrial Development Ltd. (BIDL)	15.00	66	21.29	0.16	21.13
32	Bhanuenergy Infrastructure Pvt. Ltd. (BIPL)	15.00	66	21.50	0.16	21.34
33	Canal Solar Energy Pvt. Ltd.	7.50	66	7.79	0.09	7.70
34	Carlill Energy Pvt. Ltd., Bhagsar, Mukatsar	1.50	11	1.92	0.01	1.91
35	Continental Engineering & Power Pvt. Ltd.	1.00	11	1.49	0.01	1.47
36	Earth Solar Pvt. Ltd., Behbalpur, Nabha	4.00	66	2.80	0.04	2.76
37	Enterprise Business Solutions Pvt. Ltd., Sahiba-Shadhra, SBS Nagar	1.50	11	0.80	0.02	0.77
38	Ecoenergy Inc., Boparai Kalan, Ludhiana	1.00	11	0.95	0.01	0.94
39	Focal Energy Solar India Pvt. Ltd., Nangla, Bathinda	4.00	66	6.04	0.06	5.99
40	G.S. Atwal & Co (Engineers) Pvt. Ltd., Bhuttiwal Mukatsar	1.50	11	1.43	0.03	1.40
41	IK Energy Pvt. Ltd., Lalian Kalan, Jalandhar	1.00	11	1.18	0.01	1.16
42	International Switchgears Pvt. Ltd., Ph-I, Ramdas, Amritsar	1.00	11	0.89	0.01	0.88
43	International Switchgears Pvt. Ltd., Ph-II, Ramdas, Amritsar	1.00	11	1.04	0.02	1.02

H. Kang

- 44 -

Sr.No	Name of Project	Contracted Capacity (MW)	Evacuation Voltage Levels (KV)	FY 2023-24		
	Source			Export Units (MU)	Import Units (MU)	Net Units (MU)
44	JSSK Energy Pvt. Ltd.	1.00	11	1.32	0.01	1.31
45	Madhav Solar Pvt. Ltd-I, Boha, Mansa	2.00	11	2.74	0.02	2.72
46	Madhav Solar Pvt. Ltd-II, Boha, mansa	2.00	11	2.87	0.02	2.85
47	Magnet Buildtech Pvt. Ltd -I, SHERKAWALA	25.00	66	37.50	0.28	37.22
48	Magnet Buildtech Pvt. Ltd-II, Toderpur	25.00	66	38.29	0.30	37.99
49	Magnificent Power Pvt. Ltd.	1.00	11	1.37	0.01	1.36
50	Mihit Solar Power Pvt. Ltd., Jhandakalan	24.00	66	36.36	0.21	36.15
51	Mihit Solar Power Pvt. Ltd., Khera khurad	25.00	66	37.77	0.31	37.46
52	Mihit Solar Power Pvt. Ltd., Mankhera	25.00	66	38.94	0.30	38.64
53	Mokia Green Energy Pvt.Ltd., Boparai Kalan, Ludhiana	4.00	66	5.70	0.07	5.63
54	Mytrah Aadhya Power Pvt. Ltd.-Balran	25.00	66	41.74	0.25	41.50
55	Mytrah Aadhya Power Pvt. Ltd.-Bareta	25.00	66	40.59	0.21	40.38
56	Nextgen Solux Power Pvt. Ltd. , Jhunir, Mansa-II	1.00	11	1.46	0.01	1.45
57	Nextgen Solux Power Pvt. Ltd. , Mirpurkalan, Mansa-I	1.00	11	1.48	0.01	1.47
58	Northstar Solar Power Pvt. Ltd., Pathrala, Bathinda	4.00	66	5.82	0.08	5.75
59	Oasis Green Pvt. Ltd.	3.00	66	4.33	0.05	4.29
60	Omega infraengineers Pvt. Ltd.	1.00	11	1.16	0.01	1.15
61	Omega Solar Projects Pvt. Ltd., Sangatpur, Lehragara	10.00	66	14.37	0.15	14.22
62	PGL, Khatkar Kalan SPV	0.20	11	0.54	0.03	0.52
63	Phuokheri PEDS SPV	1.00	11	0.99	0.02	0.96
64	Photon Sunbeam Pvt. Ltd.-I	15.00	66	20.58	0.21	20.37
65	Photon Sunbeam Pvt. Ltd.-II	25.00	66	33.36	0.24	33.12
66	PN Clean Energy Ltd., Lakhmirwala, Mansa	20.00	66	28.34	0.19	28.15
67	PN Renewable Energy Ltd., Barre, Mansa	10.00	66	14.53	0.10	14.42
68	Prayatna Developers Pvt. Ltd.-I, Sardargarh	50.00	132	79.21	0.45	78.76
69	Prayatna Developers Pvt. Ltd.-II Chughekaln	50.00	132	79.66	0.46	79.19
70	Purshotam Industries Ltd., VIII, Bajak, Bathinda	3.00	66	4.31	0.05	4.26
71	Radiant Solar Energies Pvt. Ltd.	3.00	66	4.36	0.05	4.31
72	RSSB Educational & Environmental Society, Beas (New)	12.00	132	15.47	0.18	15.29
73	RSSB Educational & Environmental Society , Beas (Old)	7.52	132	8.63	0.10	8.53
74	SAM SOLAR Pvt. Ltd. Doraha, Canal top	2.50	11	2.90	0.02	2.88
75	SAM SOLAR Pvt. Ltd. Nidampur, Sangrur	2.50	11	2.23	0.02	2.21
76	Solairedirect Projects India Pvt. Ltd., Dharangwala, Fazilka	20.00	66	30.19	0.18	30.01
77	Solaire Power Pvt. Ltd. Usankhera	24.00	66	35.47	0.22	35.25
78	Solaire Urja Pvt Ltd.	25.00	66	36.32	0.22	36.10
79	Soma Enterprises Ltd. , Khera Kalmout	1.00	11	0.83	0.02	0.82
80	Sovox Renewables Pvt. Ltd., Mehndipur	1.00	11	0.65	0.01	0.64
81	T R Energy & Agro Pvt. Ltd., Jandwala Mirsangla, Fazilka	2.00	11	2.90	0.02	2.88
82	T R Energy & Agro Pvt. Ltd., VIII, Pathrala, Fazilka II	1.00	11	1.55	0.01	1.54
83	Vector Green Sunshine Pvt. Ltd., Gamiwala Boha	20.00	66	31.74	0.25	31.49
84	Vector Green Surya Urja Pvt. Ltd., Gamiwala, Boha, Mansa	20.00	66	30.79	0.28	30.52
85	Vijay Printing Press Pvt. Ltd., Ghagar branch canal (Rooftop)	7.50	66	9.23	0.08	9.14
86	Vivaan Solar Pvt. Ltd., Bajak Bathinda	2.00	11	2.92	0.02	2.90
87	Walwhan Solar Punjab Ltd.-I, Tiona pujarian,	20.00	66	27.69	0.25	27.45
88	Walwhan Solar Punjab Ltd.-II, Jagaram tirath,	10.00	66	13.79	0.13	13.66
89	Walwhan Solar Punjab Ltd.-III, Jagaram Tirath	2.00	11	2.68	0.02	2.67
90	Walwhan Solar Punjab Ltd.- IV, Tiona pujarian,	4.00	66	5.45	0.07	5.38
	i) Total Solar (Intrastate)	884.22		1272.41	9.23	1263.18
B	Co Generation					

Hkang

-45-

Sr.No	Name of Project Source	Contracted Capacity (MW)	Evacuation Voltage Levels (KV)	FY 2023-24		
				Export Units (MU)	Import Units (MU)	Net Units (MU)
a Bagasse (Co-gen)						
1	A.B. Sugars Ltd	20.00	66	63.89	0.00	63.89
2	Chadha Sugars & Ind. Ltd.	20.50	66	58.13	0.00	58.13
3	Indian Sucrose Ltd	30.00	66	3.78	0.00	3.78
4	Nawanshahar Power Pvt. Ltd.	13.50	66	17.65	0.00	17.65
5	Rana Sugars Ltd (34MW)	20.00	66	26.47	0.00	26.47
6	Wahid Sandhar Sugars Ltd.	7.00	33	0.00	0.00	0.00
7	The Bhogpur Co-op Sugar Mills Ltd.	8.54	66	28.06	0.00	28.06
	Total co-gen Bagasse	119.54		197.99	0.00	197.99
b Biomass (Co-gen)						
1	A.B. Grains Spirits Pvt. Ltd.	3.00	66	5.64	0.00	5.64
2	Chandigarh Distillers & Bottlers Ltd. (8.25 MW)	5.00	66	3.06	0.00	3.06
3	Chandigarh Distillers & Bottlers Ltd. (3.9 MW)	2.50	66	4.01	0.00	4.01
4	N.V. Distilleries & Breweries Pvt. Ltd.	6.00	66	27.70	0.00	27.70
5	Shree Ganesh Edibles Pvt. Ltd. (New PPA)	4.00	66	4.85	0.00	4.85
6	M/s OMI Sons Marketing Pvt. Ltd.	3.00	11	3.85	0.00	3.85
	Total Co-Gen Biomass	23.50		49.09	0.00	49.09
	Total Cogen Bagasse+Biomass	143.04		247.08	0.00	247.08
c Biomass/IPP						
1	Dee Development Engineers Pvt. Ltd	8.00	66	56.09	0.13	55.96
2	Green Planet Energy Pvt. Ltd., BirPind	6.00	66	24.35	0.49	23.86
3	Green Planet Energy Pvt. Ltd., Binjon (Rankine cycle)	6.00	66	13.96	0.42	13.53
4	Green Planet Energy Pvt. Ltd., Manuke	6.00	66	10.10	0.42	9.68
5	Malwa Power Pvt.Ltd	6.00	66	51.18	0.20	50.97
6	Sukhbir Agro Energy Ltd. (Ferozepur)	18.00	132	135.16	0.37	134.79
7	Sukhbir Agro Energy Ltd. (Jaito)	18.00	66	133.04	0.26	132.79
8	Universal Biomass Energy Pvt. Ltd.	14.50	132	84.04	0.59	83.44
9	Viaton Energy Pvt. Ltd.	10.00	66	58.44	0.55	57.90
	Total Biomass/IPP	92.50		566.36	3.44	562.93
D Waste to energy						
1	Hebawal Biomethanation LDH	1.00	11	0.04	1.24	-1.20
	Total Waste to energy	1.00		0.04	1.24	-1.20
E Biogas						
1	Green Planet Energy Pvt. Ltd, Binjon export (ootto cycle)	4.00	66	1.41	0.14	1.26
2	Sampuran Agri Ventures Ltd.	0.70	11	0.35	0.20	0.15
	Total Biogas	4.70		1.76	0.35	1.41
F Mini Hydel						
a Aqua Power Plant Ltd.						
1	Chakbhai MHP	2.00	11	8.85	0.02	8.83
2	Lohgarh	2.00	11	7.42	0.02	7.39
3	Sidhana	1.20	11	5.46	0.02	5.43
	Aqua Power Plant Ltd. Total	5.20		21.727	0.064	21.662
b Abohar Power Generation Pvt. Ltd.						
1	Gholia MHP	0.80	11	3.18	0.01	3.17

H.Kaur

Sr.No	Name of Project Source	Contracted Capacity (MW)	Evacuation Voltage Levels (KV)	FY 2023-24		
				Export Units (MU)	Import Units (MU)	Net Units (MU)
2	Channuwal MHP	0.90	11	3.11	0.01	3.10
3	Akhara MHP	1.10	11	4.25	0.01	4.23
4	Khanpur	1.10	11	4.59	0.01	4.58
5	Sudhar	1.40	11	4.93	0.01	4.92
	Abohar Power Generation TOTAL	5.30		20.07	0.06	20.01
c	Kotla Hydro Ltd					
1	Babanpur MHP	1.25	11	4.61	0.01	4.60
2	Killa	1.75	11	8.75	0.01	8.74
3	Sahoke	1.20	11	5.82	0.01	5.81
	Kotla Hydro Ltd.Total	4.20		19.19	0.03	19.15
d	Punjab Hydro Power Pvt. Ltd.					
1	Dolowal MHP	1.40	11	4.64	0.01	4.63
2	Salar MHP	1.50	11	4.89	0.01	4.88
3	Bhanubhura MHP	1.30	11	5.15	0.01	5.15
	Punjab Hydro Power Pvt. Ltd. Total	4.20		14.68	0.03	14.66
d	Individual hydel Plant					
1	Atlantic Power Pvt. Ltd.(Phoola)	0.60	11	2.32	0.01	2.31
2	Atlantic Power Pvt. Ltd. (Nakkian)	0.30	11	1.05	0.00	1.05
3	Atlantic Power Pvt. Ltd. (Terkiana)	0.65	11	2.87	0.01	2.01
4	Atlantic Power Pvt. Ltd. (Terkiana) PSPCL Free energy share	0.00	11	0.00	0.00	0.86
5	Gill Aqua Hydro Power Generation Co. Pvt. Ltd. -MBL-II	6.00	66	10.85	0.05	10.80
6	Gill Aqua Hydro Power Generation Co. Pvt. Ltd. -MBL-III	3.80	66	4.83	0.07	4.77
7	Gill Power Generation Co. (P) Ltd.	2.70	11	7.65	0.02	7.63
8	Himalayan Renewable Energy Pvt. Ltd.	0.60	11	4.00	0.01	3.99
9	Kotla Renewables Pvt. Ltd. Daudhar	1.50	11	4.57	0.02	4.55
10	Kotla Renewables Pvt. Ltd. Nidampur	0.80	11	1.50	0.02	1.47
11	Kotla Renewables Pvt. Ltd. Thuhi	0.80	11	2.47	0.02	2.45
12	Majha Canal Hydro Project Pvt.Ltd.Udhanwal	0.65	11	0.96	0.02	0.94
13	P & R Gurditiwala Hydro Power Pvt. Ltd.	2.00	11	9.74	0.02	9.72
14	Preetek Power Pvt. Ltd. (Tugalwal)	0.85	11	1.75	0.02	1.73
15	Sam India Hydro Power Pvt. Ltd.	1.20	11	3.36	0.02	3.34
16	Sidhwan Hydro Power Pvt. Ltd.	0.70	11	2.26	0.01	2.24
17	SKR Hydro Power Generators Pvt. Ltd.	0.40	11	0.92	0.01	0.91
18	UBDC Hydro Company	2.00	11	6.58	0.03	6.55
19	Preetek Power Pvt. Ltd. (Kalabal)	0.80	11	1.53	0.01	1.52
20	Hydro Energy & Infrastructure	0.25	11	0.81	0.01	0.81
21	Salasar Hydro Urja Pvt. Ltd.	1.50	11	6.65	0.01	6.64
	Individual Hydel Total	28.10		76.66	0.38	76.28
e	Punjab Genco Ltd.					
1	Narangwal MHP	1.50	11	5.08	0.01	5.07
2	Dalla MHP	1.00	11	3.89	0.01	3.87
3	Tugal MHP	1.50	11	4.96	0.02	4.94
4	Chupki MHP	1.50	11	5.44	0.01	5.43
5	Khatra MHP	1.00	11	4.56	0.01	4.55
6	Kanganwal MHP	1.30	11	5.44	0.01	5.43
7	Bowani MHP	1.00	11	3.35	0.01	3.33
8	Jagera MHP	1.00	11	4.76	0.01	4.75

Sr.No	Name of Project	Contracted Capacity (MW)	Evacuation Voltage Levels (KV)	FY 2023-24		
	Source			Export Units (MU)	Import Units (MU)	Net Units (MU)
	Total PGL	9.80		37.48	0.10	37.37
	Total Mini Hydel	56.80		189.81	0.67	189.13
	NRSE Solar Power Within Punjab	884.22		1272.41	9.23	1263.18
	NRSE Non Solar Power Within Punjab	298.04		1005.05	5.70	999.35
	Total NRSE Power Within Punjab	1182.26		2277.46	14.93	2262.53
	NRSE Power Purchase Within Punjab					
	At 11 KV	103.4		236.97	2.55	234.42
	At 33 KV	7		0.00	0.00	0.00
	At 66 KV	919.84		1638.31	10.23	1628.08
	At 132 KV and above	152.02		402.17	2.15	400.02
	Total NRSE Power Purchase within Punjab	1182.26		2277.46	14.93	2262.53

H. Kaur



Source wise NRSE power within Punjab projected during FY 2025-26

Sr.No	Name of Project	Contracted Capacity (MW)	Evacuation Voltage Levels (KV)	FY 2025-26		
				Export Units (MU)	Import Units (MU)	Net Units (MU)
A	Solar (Intrastate)					
1	Abundant Energy Pvt. Ltd, Plant-I	2.00	11	2.50	0.02	2.48
2	Abundant Energy Pvt. Ltd, Plant-II	1.00	11	1.14	0.01	1.13
3	Acme Solar Rooftop system pvt. Ltd. Jhunir	15.00	66	21.29	0.14	21.15
4	Acme Solar Rooftop system pvt. Ltd. Nangla,Talwandi Sahib	15.00	66	21.93	0.17	21.77
5	Aditya Medisales Ltd., Laipur, Hoshiarpur	4.00	66	5.59	0.07	5.52
6	Allianz Ecopower Pvt. Ltd., Boparai Kalan, Ludhiana	2.00	11	2.70	0.02	2.68
7	Aster Solar Power Pvt. Ltd., Jhunir, Mansa	1.00	11	1.47	0.01	1.46
8	Atma Powers Pvt. Ltd., Lakhewali, Mukatsar	2.00	11	2.82	0.02	2.80
9	Azure Power Makemake Pvt. Ltd. ,Bhittiwala	4.00	66	5.73	0.06	5.67
10	Azure Power Makemake Pvt. Ltd., Killianwali	24.00	66	36.02	0.23	35.79
11	Azure Power Pluto Pvt. Ltd. ,Bahadurgarh Jandia-1	25.00	66	33.67	0.20	33.46
12	Azure Power Pluto Pvt. Ltd. ,Bahadurgarh Jandia-2	25.00	66	34.59	0.20	34.38
13	Azure Power Pluto Pvt. Ltd. ,Korianwali	25.00	66	34.83	0.20	34.64
14	Azure Power Pluto Pvt. Ltd., Badal	15.00	66	21.90	0.13	21.77
15	Azure Power Pluto Pvt. Ltd.,Bahadurkhera	25.00	66	36.33	0.20	36.13
16	Azure Power Pluto Pvt. Ltd.,Bhittiwala	10.00	66	15.21	0.10	15.11
17	Azure Power Pluto Pvt. Ltd.,Vanwala	25.00	66	36.71	0.21	36.50
18	Azure Renewable Energy Pvt. Ltd., PSAMB, Mansa	0.63	11	0.66	0.01	0.65
19	Azure Renewable Energy Pvt. Ltd., Bhagwant singh & Kulwinder kaur, Kotla Fazal	0.55	11	0.00	0.00	0.00
20	Azure Renewable Energy Pvt. Ltd., Anil Singla Warehouse, Mukatsar	0.801	11	0.00	0.00	0.00
21	Azure Renewable Energy Pvt. Ltd., Vikas Singla Warehouse, Jodhpur Ramana, Bathinda	0.503	11	0.00	0.00	0.00
22	Azure Renewable Energy Pvt. Ltd., Boss Computers Ltd. Zirakpur	1.25	11	1.15	0.01	1.14
23	Azure Renewable Energy Pvt. Ltd., CA Veg Fruits, Kharar	0.599	11	0.58	0.01	0.57
24	Azure Renewable Energy Pvt. Ltd., Canam Cons.Morinda	1.60	11	1.69	0.01	1.68
25	Azure Renewable Energy Pvt. Ltd., PSAMB, Ludhiana	0.76	11	0.61	0.01	0.60
26	Azure Renewable Energy Pvt. Ltd.s, PSAMB, Mohali	2.05	11	2.12	0.01	2.11
27	Azure Renewable Energy Pvt. Ltd., Skyross,sangrur	1.26	11	1.35	0.01	1.34
28	Azure Urja Pvt. Ltd , 15 MW (Tahliwal jattan), Project-I	15.00	66	16.31	0.17	16.14
29	Azure Urja Pvt. Ltd , 15 MW (Sikhwala / Punjwa), Project-II	15.00	66	20.25	0.16	20.08
30	Azure Urja Pvt. Ltd , 4 MW (Sikhwala / Punjwa), Project-III	4.00	66	5.49	0.07	5.41
31	Bhanuenergy Industrial Development Ltd. (BIDL)	15.00	66	21.56	0.17	21.39
32	Bhanuenergy Infrastructure Pvt. Ltd. (BIPL)	15.00	66	21.73	0.16	21.56
33	Canal Solar Energy Pvt. Ltd.	7.50	66	7.72	0.09	7.63
34	Carlill Energy Pvt. Ltd. , Bhagsar, Mukatsar	1.50	11	1.91	0.01	1.89
35	Continental Engineering & Power Pvt. Ltd.	1.00	11	1.51	0.01	1.50
36	Earth Solar Pvt. Ltd., Behbalpur, Nabha	4.00	66	3.13	0.04	3.09
37	Enterprise Business Solutions Pvt. Ltd., Sahiba -Shadhra, SBS Nagar	1.50	11	0.70	0.02	0.68
38	Ecoenergy Inc., Boparai kalan, Ludhiana	1.00	11	0.77	0.01	0.76
39	Focal Energy Solar India Pvt. Ltd., Nangla, Bathinda	4.00	66	6.07	0.06	6.01
40	G.S.Atwal & Co (Engineers) Pvt. Ltd. , Bhuttiwal Mukatsar	1.50	11	1.45	0.03	1.43
41	IK Energy Pvt. Ltd.,Lalian Kalan, Jalandhar	1.00	11	1.22	0.01	1.21
42	International Switchgears Pvt. Ltd.,Ph-I, Ramdas, Amritsar	1.00	11	0.87	0.01	0.86
43	International Switchgears Pvt. Ltd.,Ph-II, Ramdas, Amritsar	1.00	11	1.04	0.02	1.01

H.Kans

Sr.No	Name of Project Source	Contracted Capacity (MW)	Evacuation Voltage Levels (KV)	FY 2025-26		
				Export Units (MU)	Import Units (MU)	Net Units (MU)
44	JSSK Energy Pvt. Ltd.	1.00	11	1.36	0.01	1.35
45	Madhav Solar Pvt. Ltd-I, Boha, Mansa	2.00	11	2.85	0.02	2.83
46	Madhav Solar Pvt. Ltd-II, Boha, mansa	2.00	11	2.89	0.02	2.87
47	Magnet Buildtech Pvt. Ltd -I, SHERKAWALA	25.00	66	37.00	0.28	36.73
48	Magnet Buildtech Pvt. Ltd-II, Toderpur	25.00	66	37.71	0.29	37.42
49	Magnificent Power Pvt. Ltd.	1.00	11	1.40	0.01	1.39
50	Mihit Solar Power Pvt. Ltd., Jhandakalan	24.00	66	35.83	0.21	35.62
51	Mihit Solar Power Pvt. Ltd., Khera khurad	25.00	66	37.65	0.31	37.33
52	Mihit Solar Power Pvt. Ltd., Mankhera	25.00	66	38.84	0.30	38.54
53	Mokia Green Energy Pvt.Ltd., Boparai Kalan, Ludhiana	4.00	66	5.78	0.07	5.72
54	Mytrah Aadhya Power Pvt. Ltd.-Balran	25.00	66	42.25	0.25	42.01
55	Mytrah Aadhya Power Pvt. Ltd.-Bareta	25.00	66	40.35	0.21	40.14
56	Nextgen Solux Power Pvt. Ltd. , Jhunir, Mansa-II	1.00	11	1.49	0.01	1.48
57	Nextgen Solux Power Pvt. Ltd. , Mirpurkalan, Mansa-I	1.00	11	1.51	0.01	1.50
58	Northstar Solar Power Pvt. Ltd., Pathrala, Bathinda	4.00	66	5.92	0.08	5.84
59	Oasis Green Pvt. Ltd.	3.00	66	4.37	0.04	4.32
60	Omega infraengineers Pvt. Ltd.	1.00	11	1.23	0.01	1.22
61	Omega Solar Projects Pvt. Ltd., Sangatpur, Lehragara	10.00	66	14.25	0.14	14.11
62	PGL, Khatkar Kalan SPV	0.20	11	0.25	0.01	0.23
63	Phulokheri PEDASPV	1.00	11	1.08	0.02	1.05
64	Photon Sunbeam Pvt. Ltd.-I	15.00	66	20.74	0.21	20.53
65	Photon Sunbeam Pvt. Ltd.-II	25.00	66	33.57	0.24	33.33
66	PN Clean Energy Ltd., Lakhmirwala, Mansa	20.00	66	28.91	0.19	28.72
67	PN Renewable Energy Ltd., Barre, Mansa	10.00	66	14.28	0.10	14.18
68	Prayatna Developers Pvt. Ltd.-I, Sardargarh	50.00	132	82.35	0.45	81.90
69	Prayatna Developers Pvt. Ltd.-II Chughekaln	50.00	132	81.95	0.47	81.48
70	Purshotam Industries Ltd., Vill. Bajak, Bathinda	3.00	66	4.45	0.05	4.40
71	Radiant Solar Energies Pvt. Ltd.	3.00	66	4.45	0.06	4.39
72	RSSB Educational & Environmental Society, Beas (New)	12.00	132	15.76	0.19	15.57
73	RSSB Educational & Environmental Society , Beas (Old)	7.52	132	8.74	0.10	8.64
74	SAM SOLAR Pvt. Ltd. Doraha, Canal top	2.50	11	3.08	0.02	3.05
75	SAM SOLAR Pvt. Ltd.Nidampur, Sangrur	2.50	11	2.22	0.02	2.20
76	Solairedirect Projects India Pvt. Ltd., Dharangwala, Fazilka	20.00	66	30.18	0.18	30.00
77	Solaire Power Pvt. Ltd. Usmankhera	24.00	66	36.01	0.22	35.79
78	Solaire Urja Pvt Ltd.	25.00	66	36.56	0.23	36.34
79	Soma Enterprises Ltd. , Khera Kalmout	1.00	11	0.89	0.02	0.87
80	Sovox Renewables Pvt. Ltd., Mehandipur	1.00	11	0.67	0.02	0.66
81	T R Energy & Agro Pvt. Ltd., Jandwala Mirsangla, Fazilka	2.00	11	2.91	0.03	2.89
82	T R Energy & Agro Pvt. Ltd., Vill. Pathrala, Fazilka II	1.00	11	1.57	0.02	1.55
83	Vector Green Sunshine Pvt. Ltd., Gamiwala Boha	20.00	66	31.50	0.26	31.25
84	Vector Green Surya Urja Pvt. Ltd., Gamiwala, Boha, Mansa	20.00	66	30.80	0.28	30.53
85	Vijay Printing Press Pvt. Ltd., Ghagar branch canal (Rooftop)	7.50	66	9.14	0.08	9.06
86	Vivaan Solar Pvt. Ltd., Bajak Bathinda	2.00	11	3.00	0.02	2.98
87	Walwhan Solar Punjab Ltd.-I, Tiona pujarian,	20.00	66	27.72	0.24	27.48
88	Walwhan Solar Punjab Ltd.-II, Jagaram tirath,	10.00	66	13.92	0.13	13.79
89	Walwhan Solar Punjab Ltd.-III, Jagaram Tirath	2.00	11	2.74	0.02	2.72
90	Walwhan Solar Punjab Ltd.- IV, Tiona pujarian,	4.00	66	5.42	0.06	5.35
91	SAEL Solar Solutions Pvt. Ltd.	50.00	66	93.14	0.00	93.14
92	PEDA 4MW Solar	4.00	11	5.26	0.00	5.26
	1) Total Solar (Intrastate)	938.22		1380.25	9.31	1370.95

H. Kang

Sr.No	Name of Project	Contracted Capacity (MW)	Evacuation Voltage Levels (KV)	FY 2025-26		
	Source			Export Units (MU)	Import Units (MU)	Net Units (MU)
B	Co Generation					
a	Bagasse (Co-gen)					
1	A.B. Sugars Ltd	20.00	66	66.58	0.00	66.58
2	Chadha Sugars & Ind. Ltd.	20.50	66	62.72	0.00	62.72
3	Nawanshahar Power Pvt. Ltd.	13.50	66	18.88	0.00	18.88
4	Rana Sugars Ltd (34MW)	20.00	66	24.90	0.00	24.90
5	Golden Sandhar Mills Ltd.	7.00	33	8.44	0.00	8.44
6	The Bhogpur Co-op Sugar Mills Ltd.	8.54	66	41.24	0.00	41.24
	Total co-gen Bagasse	89.54		222.76	0.00	222.76
b	Biomass (Co-gen)					
1	A.B. Grains Spirits Pvt. Ltd.	3.00	66	5.79	0.00	5.79
2	Chandigarh Distillers & Bottlers Ltd. (8.25 MW)	5.00	66	2.38	0.00	2.38
3	Chandigarh Distillers & Bottlers Ltd. (3.9 MW)	2.50	66	3.62	0.00	3.62
4	N.V. Distilleries & Breweries Pvt. Ltd.	6.00	66	30.65	0.00	30.65
5	Shree Ganesh Edibles Pvt. Ltd. (New PPA)	4.00	66	4.57	0.00	4.57
6	M/s OM Sons Marketing Pvt. Ltd.	3.00	11	18.49	0.00	18.49
	Total Co-Gen Biomass	23.50		65.50	0.00	65.50
	Total Cogen Bagasse+Biomass	113.04		288.26	0.00	288.26
C	Biomass/IPP					
1	Dee Development Engineers Pvt. Ltd	8.00	66	55.84	0.15	55.69
2	Green Planet Energy Pvt. Ltd., BirPind	6.00	66	27.93	0.48	27.45
3	Green Planet Energy Pvt. Ltd., Binjon (Rankine cycle)	6.00	66	18.47	0.42	18.05
4	Green Planet Energy Pvt. Ltd., Manuke	6.00	66	13.93	0.44	13.49
5	Maiwa Power Pvt.Ltd	6.00	66	4.69	0.01	4.69
6	Sukhbir Agro Energy Ltd. (Ferozepur)	18.00	132	138.15	0.38	137.77
7	Sukhbir Agro Energy Ltd. (Jaito)	18.00	66	134.94	0.28	134.67
8	Universal Biomass Energy Pvt. Ltd.	14.50	132	83.54	0.70	82.84
9	Viaton Energy Pvt. Ltd.	10.00	66	51.94	0.65	51.30
10	SAEL Ltd. (Jalkheri)	10.00	66	65.76	0.29	65.47
	Total Biomass/IPP	102.50		595.20	3.78	591.41
D	Waste to energy					
1	Hebawal Biomethanation LDH	1.00	11	0.03	1.23	-1.20
	Total Waste to energy	1.00		0.03	1.23	-1.20
E	Biogas					
1	Green Planet Energy Pvt. Ltd, Binjon export (ootto cycle)	4.00	66	1.72	0.21	1.51
2	Sampuran Agri Ventures Ltd.	0.70	11	0.29	0.21	0.08
	Total Biogas	4.70		2.01	0.42	1.59
F	Mini Hydel					
a	Aqua Power Plant Ltd.					
1	Chakbhai MHP	2.00	11	0.00	0.00	0.00
2	Lohgarh	2.00	11	5.48	0.01	5.47
3	Sidhana	1.20	11	6.29	0.02	6.27
	Aqua Power Plant Ltd. Total	5.20		11.768	0.025	11.743

H.Kous

Sr.No	Name of Project	Contracted Capacity (MW)	Evacuation Voltage Levels (KV)	FY 2025-26		
	Source			Export Units (MU)	Import Units (MU)	Net Units (MU)
b	Abohar Power Generation Pvt. Ltd.					
1	Gholia MHP	0.80	11	3.56	0.01	3.55
2	Channuwal MHP	0.90	11	3.60	0.01	3.59
3	Akhara MHP	1.10	11	4.80	0.01	4.80
4	Khanpur	1.10	11	5.26	0.01	5.25
5	Sudhar	1.40	11	5.51	0.01	5.50
	Abohar Power Generation TOTAL	5.30		22.73	0.04	22.69
c	Kotla Hydro Ltd					
1	Killa	1.75	11	7.13	0.00	7.13
2	Sahoke	1.20	11	6.57	0.01	6.56
	Kotla Hydro Ltd.Total	2.95		13.70	0.01	13.69
d	Individual hydel Plant					
1	Atlantic Power Pvt. Ltd.(Phooia)	0.60	11	2.58	0.01	2.57
2	Atlantic Power Pvt. Ltd. (Nakkian))	0.30	11	1.14	0.00	1.13
3	Atlantic Power Pvt. Ltd. (Terkiana)	0.65	11	2.45	0.00	1.71
4	Atlantic Power Pvt. Ltd. (Terkiana) PSPCL Free energy share	0.00	11	0.00	0.00	0.73
5	Gill Aqua Hydro Power Generation Co. Pvt. Ltd. -MBL-II	6.00	66	11.69	0.05	11.64
6	Gill Aqua Hydro Power Generation Co. Pvt. Ltd. -MBL-III	3.80	66	6.43	0.07	6.36
7	Gill Power Geneartion Co. (P) Ltd.	2.70	11	6.69	0.03	6.66
8	Himalayan Renewable Energy Pvt. Ltd.	0.60	11	4.60	0.00	4.60
9	Kotla Renewables Pvt. Ltd. Daudhar	1.50	11	5.22	0.02	5.20
10	Kotla Renewables Pvt. Ltd. Nidampur	0.80	11	1.68	0.02	1.66
11	Kotla Renewables Pvt. Ltd. Thuhi	0.80	11	2.74	0.02	2.72
12	Majha Canal Hydro Project Pvt.Ltd.Udhanwal	0.65	11	1.06	0.02	1.04
13	P & R Gurdittiwala Hydro Power Pvt. Ltd.	2.00	11	10.06	0.01	10.05
14	Preetek Power Pvt. Ltd. (Tugalwal)	0.85	11	1.97	0.02	1.96
15	Sam India Hydro Power Pvt. Ltd.	1.20	11	3.68	0.02	3.66
16	Sidhwan Hydro Power Pvt. Ltd.	0.70	11	2.50	0.01	2.49
17	SKR Hydro Power Generators Pvt. Ltd.	0.40	11	0.94	0.01	0.93
18	UBDC Hydro Company	2.00	11	5.97	0.03	5.93
19	Preetek Power Pvt. Ltd. (Kalabal)	0.80	11	1.75	0.01	1.74
20	Hydro Energy & Infrastructure	0.25	11	0.97	0.00	0.97
21	Salasar Hydro Urja Pvt. Ltd.	1.50	11	7.19	0.01	7.18
	Individual Hydel Total	28.10		81.31	0.38	80.94
e	Punjab Genco Ltd.					
1	Narangwal MHP	1.50	11	5.99	0.01	5.98
2	Dalla MHP	1.00	11	4.66	0.01	4.65
3	Tugal MHP	1.50	11	5.50	0.01	5.49
4	Chupki MHP	1.50	11	6.26	0.01	6.25
5	Khatra MHP	1.00	11	5.06	0.01	5.05
6	Kanganwal MHP	1.30	11	5.92	0.01	5.91
7	Bowani MHP	1.00	11	3.77	0.01	3.76
8	Jagera MHP	1.00	11	5.26	0.01	5.25
	Total PGL	9.80		42.41	0.08	42.33
	Total Mini Hydel	51.35		171.92	0.54	171.39
	Upcoming Solar NRSE within Punjab					
1	SJVN Green Energy Limited (100 MW)	100.00	66	224.64	0.00	224.64

H. Kaur

Sr.No	Name of Project	Contracted Capacity (MW)	Evacuation Voltage Levels (KV)	FY 2025-26		
	Source			Export Units (MU)	Import Units (MU)	Net Units (MU)
2	KUSUM Scheme Comp. C (264 MW)	264.00	11	150.00	0.00	150.00
3	SJVN Green Energy Ltd. (200 MW)	200.00	220	149.00	0.00	149.00
	Total	564.00		523.64		523.64
	Upcoming Non-Solar NRSE within Punjab					
1	M/s Thind Power Private Limited, Jalandhar	2.00	11	1.32	0.00	1.32
2	The Batala Co-operative Sugar Mills Limited, Batala (Co-gen)	8.45	132	5.83	0.00	5.83
3	The Gurdaspur Co-operative Sugar Mills Limited, Gurdaspur (Co-	20.06	66	14.16	0.00	14.16
4	M/s Kamma Gear Flywheel Pvt. Ltd., Nathuwala, Tehsil- Bagha	1.00	11	6.91	0.00	6.91
5	Waste to Energy Plant MC Gobindgarh	0.10	11	4.54	0.00	4.54
	Total	31.61		32.76		32.76
	NRSE Solar Power Within Punjab	1502.22		1903.89	9.31	1894.59
	NRSE Non Solar Power Within Punjab	304.20		1090.18	5.97	1084.21
	Total NRSE Power Within Punjab	1806.42		2994.08	15.28	2978.80
	NRSE Power Purchase Within Punjab					
	At 11 KV	369.05		400.03	2.41	397.62
	At 33 KV	7		8.44	0.00	8.44
	At 66 KV	1069.9		2020.29	10.59	2009.70
	At 132 KV and above	360.47		565.32	2.27	563.04
	Total NRSE Power Purchase within Punjab	1806.42		2994.08	15.28	2978.80

H. Kaur



Other charges for FY 2023-24 (actual)			
Sr. No.	Source	Amount (Rs. Crore)	Description
	Long Term PPAs/BPSAs		
I	NTPC		
1	Anta (G/F)	-0.06	RLDC Charges, Compensation Charges, interest charges, filing charges and URS trade gain share
2	Anta (R/F)		
3	Anta (L/F)		
4	Anta (CLNG)		
5	Auraiya (G/F)	0.60	RLDC Charges, Compensation Charges, interest charges, filing charges and URS trade gain share
6	Auraiya (R/F)		
7	Auraiya (L/F)		
8	Auraiya (CLNG)		
9	Dadri Gas (G/F)	0.53	RLDC Charges, Compensation Charges, interest charges, filing charges and URS trade gain share
10	Dadri Gas (R/F)		
11	Dadri Gas (L/F)		
12	Dadri (CLNG)		
13	Singrauli	7.66	RLDC charges, RTM trade gain share, interest charges, filing charges, Ash transportation charges and charges paid towards incentive (peak & off peak)
14	Rihand-I	8.51	RLDC charges, RTM trade gain share, interest charges, filing charges, Ash transportation charges and charges paid towards incentive (peak & off peak)
15	Rihand-II	5.46	RLDC charges, RTM trade gain share, interest charges, filing charges, Ash transportation charges and charges paid towards incentive (peak & off peak)
16	Rihand-III	8.59	RLDC charges, RTM trade gain share, interest charges, filing charges, Ash transportation charges and charges paid towards incentive (peak & off peak)
17	Unchahar-I	0.16	RLDC charges, RTM trade gain share, filing charges, Ash Transportation charges, interest charges and compensation charges
18	Unchahar-II	6.25	RLDC charges, RTM trade gain share, filing charges, Ash Transportation charges, compensation charges and charges paid towards incentive (peak & off peak)
19	Unchahar-III	3.10	RLDC charges, RTM trade gain share, filing charges, FERV, Ash Transportation charges, interest charges and compensation charges
20	Unchahar-IV	0.48	RLDC charges, RTM trade gain share, filing charges, Ash Transportation charges, interest charges and compensation charges
21	Farakka I (ER)	0.02	Interest charges for FY 2023-24 in line with CERC order 17.04.2023 and CERC order dated 25.08.2023
22	Kahalgaon-I (ER)	0.00	-
23	Kahalgaon-II (ER)	10.14	RLDC charges, RTM trade gain share, filing charges, Ash Transportation charges, and charges paid towards Incentive (peak & off peak)
24	NCTPS- 2C (DADRI II)	0.34	RLDC charges, RTM trade gain share, filing charges, compensation charges, and charges paid towards incentive (peak & off peak)
25	IGSTPS Jhajjar (NTPC JV)	-0.18	RLDC charges, filing charges, compensation charges, RRAS charges and charges paid towards incentive (peak & off peak)
26	Koldam	-0.51	RLDC charges, filing charges, and interest charges
27	Singrauli small hydro	0.00	-
28	Tanda II	0.32	RLDC charges, RTM trade gain share, , Ash Transportation charges, compensation charges and charges paid towards incentive (peak & off peak)
29	Meja	0.04	RLDC charges, UP SLDC charges and compensation charges
30	Khargone	0.07	Interest charges in line with CERC order dated 26.07.2023
31	Farakka III	0.00	-
32	Mauda-II	0.00	-
33	Barh II	0.00	-
34	NPGL	0.00	-
35	Kudgi TPS	0.00	-
II	NHPC		
36	Bairasul	0.31	Petition Filing Charges, RLDC Charges & Interest Charges
37	Salal	94.95	Water Usage Charges, Petition Filing Charges, RLDC Charges & Gain on Aux. Consumption
38	Tanakpur	2.56	Water Usage Charges, Petition Filing Charges & RLDC Charges
39	Chamera-I	0.00	Petition Filing Charges, RLDC Charges & Gain on Aux. Consumption
40	Chamera-II	0.28	Petition Filing Charges, RLDC Charges & Interest Charges
41	Uri	14.97	Water Usage Charges, Petition Filing Charges, RLDC Charges & Interest Charges
42	Dauli Ganga	1.70	Water Usage Charges, Petition Filing Charges & RLDC Charges
43	Dulhasi	10.05	Water Usage Charges, Petition Filing Charges & RLDC Charges
44	Sewa-II	0.95	Water Usage Charges, Petition Filing Charges, RLDC Charges, Interest Charges & Gain on Aux. Consumption
45	Chamera-III	0.03	Petition Filing Charges, RLDC Charges & Interest Charges
46	Uri-II	11.42	Water Usage Charges, Petition Filing Charges, RLDC Charges, Interest Charges & Gain on Aux. Consumption
47	Parbati-III	0.06	Petition Filing Charges & RLDC Charges
48	Kishanganga HEP	0.54	Water Usage Charges, Petition Filing Charges, RLDC Charges & Interest Charges
III	NPCL		
49	NAPP	0.00	-
50	RAPP-3 & 4	0.02	-
51	RAPP-5 & 6	-0.02	Heavy water rate revision charges and due issuance of Final REA from April'23 to June'23
IV	SJVNL		
52	Nathpa Jhakri HEP (SJVNL)	0.11	RLDC Charges
53	Rampur HEP (SJVNL)	5.76	FERV & RLDC Charges
V	THDC		
54	Tehri HEP (THDC)	0.06	RLDC Charges
55	Koteswar HEP (THDC)	0.02	RLDC Charges

H.K. Kous


Sr. No.	Source	Amount (Rs. Crore)	Description
<u>VI</u>	<u>DVC</u>		
56	Durgapur TPS (DVC)	0.55	Petition Filing Charges, RLDC Charges & Ash Evacuation Expenses
57	Raghunathpur (DVC)	0.44	Petition Filing Charges & RLDC Charges
58	Bokaro (DVC)	1.88	Petition Filing Charges, RLDC Charges, Interest Charges & Ash Evacuation Expenses
<u>VII</u>	<u>Other Sources</u>		
59	Pragati-III Gas Plant Bawana (PPCL)	0.10	RLDC Charges
<u>VIII</u>	<u>UMPPs</u>		
60	Mundra UMPP (CGPL)	-13.12	WRLDC Service Charges and Credit Note for sharing Profit of Sale on Power Under Power Exchange
61	Sasan UMPP (RPL)	71.32	RLDC Charges and Charges pertaining to monthly Supplementary Bills raised by Sasan Power Ltd against various Change in Law events allowed by CERC and APTEL
<u>IX</u>	<u>TRADERS (Long Term Power)</u>		
62	Tala HEP (PTC)	0.00	
63	Maitana-II HEP (PTC)	0.09	Trading Margin paid to PTC, Interest on arrears as per PSERC Order dated 2.8.2023 in petition no. 43 of 2021 and Order dated 10.10.2023 in Pet 75 of 2022
64	Karcbam HEP (PTC)	7.57	PTC Margin, CERC Application Fee for 2023-24, Sum of Pending PTC Trading Margin, SOC/MOC for April-23 to Sept-23
<u>X</u>	<u>IPPs within Punjab</u>		
65	Talwandi Sabo TPS (Sterlito)	3.50	Unloading Charges
66	TSPL UI		
67	NPL Rajpura TPS (L & T)	6.12	(1.) Supplementary Bill of April-23 (2.) Supplementary bill of May-2023 (3.) Supplementary bill of June-23 (4) Supplementary bill of July-23
68	NPL UI		
69	GVK	0.00	
70	GVK UI		
<u>XI</u>	<u>NVVNL Bundled Power</u>		
71	NVVN Bundled Coal power		
72	NVVN Bundled Solar Power		
73	NVVN Bundled Power Transmission & SLDC Charges	7.52	NVVN 35 MW Transmission and SLDC charges
<u>XII</u>	<u>SECI</u>		
74	SECI Solar power		
75	SECI Wind (150 MW)		
76	SECI Wind (200 MW)		
77	SECI 500 MW Hybrid Power PSA (Solar)		
78	SECI 500 MW Hybrid Power PSA (Wind)		
79	NHPC 300MW Solar Power		
80	SECI Solar Transmission & SLDC charges	3.232	SECI 30 MW Transmission and SLDC charges
<u>XIII</u>	<u>NRSE Purchase within Punjab</u>		
	<u>Long term</u>		
81	Solar		
82	Non solar		
83	2% Energy injected by NRSE OA Generators in lieu of Transmission & wheeling Charges		
<u>XIV</u>	<u>Short Term Power Purchase</u>		
84	Purchase through Traders (Short Term)		
85	Power Purchased through Exchange (Short Term)		
86	NRSE Power (Short Term)		
<u>XV</u>	<u>Banking</u>		
87	Net Banking		
<u>XVI</u>	<u>Open Access Charges</u>		
88	OPEN ACCESS CHARGES(short term traders)	3.64	OPEN ACCESS CHARGES(short term traders)
89	OPEN ACCESS CHARGES(through banking)		
<u>XVII</u>	<u>Transmission Charges</u>		
90	CTUIL	-15.62	Comprises of STOA refund/T-GNA refund/credit charges towards Transmission Deviation/Credit GNA charges, Rebate Adjustments and current period charges of second bill
91	UPPTCL		
<u>XVIII</u>	<u>Other Charges</u>		
92	UI		
93	UI northern railways		
94	Reactive charges		
95	RRAS (NTPC)	-0.43	
96	Nahar UI Charges	0.04	UI & Reactive Charges of M/s Nahar Industrial Ent. Ltd. under Open Access
97	PSTCL TRANS.CHARGES	1539.08	PSTCL Transmission Charges
98	PSTCL (SLDC CHARGES)	29.20	PSTCL SLDC Charges
99	PSTCL WINSOME TRANS.CHARGES	0.05	PSTCL Winsome Transmission charges
100	PSTCL NAHAR INDUSTRIES (TRANS)	0.023	PSTCL Nahar Transmission charges
101	Punjab hydro UI & Reactive Charges	-0.01	UI & Reactive Charges of M/s Punjab Hydro Power Pvt. Ltd. under Open Access
102	NRPC	0.10	
103	LPS & YDS	39.99	
104	Purchase of RECs for FY 2023-24		
<u>XIX</u>	<u>Total Power purchase</u>	1880.56	

H.Kans

M/s NVVNL Bundled Solar - FY 2023-24								
Month	Energy (KWH)	Average per unit Rate (Rs.)	Amount (Rs.)	Other Adjustments		Total		
				Energy (KWH)	Amount (Rs.)	Energy (KWH)	Margin Amount (Rs.)	Amount (Rs.)
Mar-23 REA adjustment	-1,32,270		₹ 10,59,373	0	₹ 0	-1,32,270	₹ 9,259	₹ 10,68,632
Apr-23	45,80,578	10.74	₹ 4,91,73,278	0	₹ 0	45,80,578	₹ 3,20,640	₹ 4,94,93,918
May-23	48,78,038	10.75	₹ 5,24,25,515	0	₹ 0	48,78,038	₹ 3,41,463	₹ 5,27,66,978
Jun-23	45,22,448	10.74	₹ 4,85,76,788	0	₹ 0	45,22,448	₹ 3,16,571	₹ 4,88,93,359
Jul-23	40,09,971	10.65	₹ 4,27,11,145	30,148	₹ 3,23,644	40,40,119	₹ 2,82,808	₹ 4,33,17,597
Aug-23	39,34,793	10.53	₹ 4,14,43,886	2,20,175	₹ 0	41,54,968	₹ 2,90,848	₹ 4,17,34,734
Sep-23	42,76,191	10.64	₹ 4,55,05,200	0	₹ 0	42,76,191	₹ 2,99,333	₹ 4,58,04,533
Oct-23	42,71,240	10.67	₹ 4,55,76,725	0	₹ 0	42,71,240	₹ 2,98,987	₹ 4,58,75,712
Nov-23	29,78,930	10.52	₹ 3,13,38,836	0	₹ 0	29,78,930	₹ 2,08,525	₹ 3,15,47,361
Dec-23	31,10,744	10.44	₹ 3,24,81,176	0	₹ 0	31,10,744	₹ 2,17,752	₹ 3,26,98,928
Jan-24	28,98,882	10.51	₹ 3,04,66,711	0	₹ 0	28,98,882	₹ 2,02,922	₹ 3,06,69,633
Feb-24	35,72,678	10.59	₹ 3,78,27,709	0	₹ 0	35,72,678	₹ 2,50,087	₹ 3,80,77,796
Mar-24 Provisional Billing	49,02,080	10.66	₹ 5,22,45,635	0	₹ 0	49,02,080	₹ 3,43,146	₹ 5,25,88,781
FY 2023-24	4,78,04,303		₹ 50,87,13,231	2,50,323	₹ 3,23,644	4,80,54,626	₹ 33,63,823	₹ 51,24,00,698

Net Average Rate for FY 2023-24	Rs./KWH	10.66
---------------------------------	---------	-------

H. Kaus



M/s NVVNL Bundled Solar - FY 2025-26 (Projected)								
Month	Energy (KWH)	Average per unit Rate (Rs.)	Amount (Rs.)	Other Adjustments		Total		
				Energy (KWH)	Amount (Rs.)	Energy (KWH)	Margin Amount (Rs.)	Amount (Rs.)
Mar-25 adjustment	1,94,050		₹ 21,92,364	0	₹ 0	1,94,050	₹ 13,584	₹ 22,05,948
Apr-25	47,93,643	10.67	₹ 5,11,59,397	0	₹ 0	47,93,643	₹ 3,35,555	₹ 5,14,94,952
May-25	54,71,504	10.69	₹ 5,84,69,043	0	₹ 0	54,71,504	₹ 3,83,005	₹ 5,88,52,048
Jun-25	50,01,226	10.66	₹ 5,33,18,852	0	₹ 0	50,01,226	₹ 3,50,086	₹ 5,36,68,938
Jul-25	45,60,659	10.60	₹ 4,83,43,692	0	₹ 0	45,60,659	₹ 3,19,246	₹ 4,86,62,938
Aug-25	39,34,793	10.53	₹ 4,14,43,886	0	₹ 0	39,34,793	₹ 2,75,436	₹ 4,17,19,322
Sep-25	42,76,191	10.64	₹ 4,55,05,200	0	₹ 0	42,76,191	₹ 2,99,333	₹ 4,58,04,533
Oct-25	42,71,240	10.67	₹ 4,55,76,725	0	₹ 0	42,71,240	₹ 2,98,987	₹ 4,58,75,712
Nov-25	29,78,930	10.52	₹ 3,13,38,836	0	₹ 0	29,78,930	₹ 2,08,525	₹ 3,15,47,361
Dec-25	31,10,744	10.44	₹ 3,24,81,176	0	₹ 0	31,10,744	₹ 2,17,752	₹ 3,26,98,928
Jan-26	28,98,882	10.51	₹ 3,04,66,711	0	₹ 0	28,98,882	₹ 2,02,922	₹ 3,06,69,633
Feb-26	35,72,678	10.59	₹ 3,78,27,709	0	₹ 0	35,72,678	₹ 2,50,087	₹ 3,80,77,796
Mar-26	49,02,080	10.66	₹ 5,22,45,635	0	₹ 0	49,02,080	₹ 3,43,146	₹ 5,25,88,781
FY 2023-24	4,99,66,620		₹ 53,03,69,226	0	₹ 0	4,99,66,620	₹ 34,97,664	₹ 53,38,66,890

Net Projected Average Rate for FY 2025-26	Rs./KWH	10.68
---	---------	-------

H.Kans



Annexure-8c

M/s SECI 30 MW Solar - FY 2023-24						
Month	Energy (KWH)	Margin Rate (Rs.)	Energy Charges Rate (Rs.)	Total		
				Energy Charges Amount (Rs.)	Margin Amount (Rs.)	Total Amount (Rs.)
Apr-23	53,65,057	0.05	5.45	₹ 2,92,39,561	₹ 2,68,253	₹ 2,95,07,814
May-23	55,43,691	0.05	5.45	₹ 3,02,27,303	₹ 2,77,315	₹ 3,05,04,618
Jun-23	53,99,436	0.05	5.45	₹ 2,94,26,926	₹ 2,69,972	₹ 2,96,96,898
Jul-23	48,44,974	0.05	5.45	₹ 2,64,05,107	₹ 2,42,249	₹ 2,66,47,356
Aug-23	47,84,431	0.05	5.45	₹ 2,60,75,151	₹ 2,39,222	₹ 2,63,14,373
Sep-23	50,22,759	0.05	5.45	₹ 2,73,74,037	₹ 2,51,138	₹ 2,76,25,175
Oct-23	48,42,919	0.05	5.45	₹ 2,63,93,911	₹ 2,42,146	₹ 2,66,36,057
Nov-23	37,68,388	0.05	5.45	₹ 2,05,37,713	₹ 1,88,419	₹ 2,07,26,132
Dec-23	38,00,553	0.05	5.45	₹ 2,07,13,013	₹ 1,90,028	₹ 2,09,03,041
Jan-24	39,65,073	0.05	5.45	₹ 2,16,09,649	₹ 1,98,254	₹ 2,18,07,903
Feb-24	44,73,458	0.05	5.45	₹ 2,43,80,344	₹ 2,23,673	₹ 2,46,04,017
Mar-24	56,04,222	0.05	5.45	₹ 3,05,43,010	₹ 2,80,211	₹ 3,08,23,221
FY 2023-24	5,74,14,962	0.05	5.45	₹ 31,29,25,725	₹ 28,70,880	₹ 31,57,96,605

Net Average Rate for FY 2023-24	Rs./KWH	5.50
---------------------------------	---------	------

H.Kaur



M/s SECI Solar SLDC Charges - FY 2023-24						
Month	Period		Contract Capacity (in KW)	No. of Months	SLDC Charges (in Rs./KW/Month) for Long Term OC as per RERC	SLDC charges (Rs.)
	From	to				
Apr-23	Apr-23	Jun-23	30,000	3	1.30	₹ 1,17,072
Jun-23	Jul-23	Sep-23	30,000	3	1.29	₹ 1,15,856
	Credit note due to change in SLDC Charges rate for the period Apr-23 to June-23		30,000	3	-0.01	₹ -1,206
Sep-23	Oct-23	Dec-23	30,000	3	1.29	₹ 1,15,856
Dec-23	Jan-24	Mar-24	30,000	3	1.29	₹ 1,15,856
Mar-24	Apr-24	Jun-24	30,000	3	1.29	₹ 1,15,856
Total SLDC Charges						₹ 5,79,330

M/s SECI Solar Transmission Charges - FY 2023-24					
Month	Contract Capacity (in KW)	No. of Months	Transmission Charges (in Rs./KW/Month) for Long Term OC as per RERC	Transmission Charges (in Rs./KW/Month) applicable as per Govt. of Rajasthan letter dated 13.01.2015	Transmission charges (Rs.)
Apr-23	30,000	1	188.26	94.13	₹ 28,23,900
May-23	30,000	1	188.26	94.13	₹ 28,23,900
Jun-23	30,000	1	176.35	88.175	₹ 26,45,250
Credit note of Tx charges for period Apr-23 and May-23 as rate changed from 94.13 to 88.175					
Jul-23	30,000	1	176.35	88.175	₹ 26,45,250
Aug-23	30,000	1	176.35	88.175	₹ 26,45,250
Sep-23	30,000	1	176.35	88.175	₹ 26,45,250
Oct-23	30,000	1	176.35	88.175	₹ 26,45,250
Nov-23	30,000	1	176.35	88.175	₹ 26,45,250
Dec-23	30,000	1	176.35	88.175	₹ 26,45,250
Jan-24	30,000	1	176.35	88.175	₹ 26,45,250
Feb-24	30,000	1	176.35	88.175	₹ 26,45,250
Mar-24	30,000	1	176.35	88.175	₹ 26,45,250
FY 2023-24	30,000	12			₹ 3,17,43,000

SECI Solar Transmission Charges	₹ 3,17,43,000
SECI Solar SLDC Charges	₹ 5,79,330
Total SECI Solar Transmission & SLDC Charges	₹ 3,23,22,330

H.K. Singh



Detail of Previous Year Payments for FY 2023-24 (actual)

Sr.No.	Name of Plant	2006-07	2008-09	2013-14	2014-15	2015-16	2016-17	2017-18	2018-19	2019-20	2020-21	2021-22	2022-23	Others	Total
I	NTPC														
1	Anta -NTPC	0.00	0.00	0.00	0.21	-0.17	-0.30	-0.31	0.20	3.06	2.37	-4.20	-0.34	0.00	0.52
2	Auriya -NTPC	0.00	0.00	0.00	14.08	8.61	10.70	11.15	12.47	14.90	14.46	12.35	5.58	6.77	111.09
3	Dadri -NTPC	0.00	0.00	0.00	0.00	0.00	0.00	0.00	0.00	0.00	0.01	0.02	0.00	0.00	0.02
4	Unchahar-I -NTPC	0.00	0.00	0.00	0.19	0.20	0.89	0.89	0.66	0.11	0.12	0.10	0.10	0.00	3.27
5	Unchahar-II -NTPC	0.00	0.00	0.00	0.00	0.00	0.00	0.00	0.00	0.00	0.01	0.01	-2.80	0.00	-2.78
6	Unchahar-III -NTPC	0.00	0.00	0.00	1.27	0.09	0.37	0.43	0.40	0.05	0.05	0.05	0.02	0.00	2.74
7	Unchahar-IV -NTPC	0.00	0.00	0.00	0.00	0.00	0.00	0.00	0.00	0.00	0.00	0.00	0.00	0.00	0.00
8	Farraka(ER) -NTPC	0.00	0.00	0.00	0.55	0.67	1.30	1.42	1.35	0.31	0.28	0.39	0.29	0.00	6.56
9	Kahalgaoon-1D(ER) -NTPC	0.00	0.00	0.00	0.00	0.00	0.00	0.00	0.00	0.00	0.00	0.00	0.00	0.00	0.00
10	Kahalgaoon-2(ER) -NTPC	0.00	0.00	0.00	0.00	0.00	0.00	0.00	0.00	0.00	0.01	0.03	2.44	0.00	2.46
11	Koldam 1	0.00	0.00	0.00	0.00	8.72	8.97	0.98	6.64	-10.14	-11.06	-11.48	-7.21	0.00	-14.57
12	Dadri 2	0.00	0.00	0.00	0.19	0.09	0.03	0.06	0.00	0.00	0.00	0.03	-0.09	0.00	0.27
13	Rihand I -NTPC	0.00	0.00	0.00	1.02	1.07	1.00	1.13	1.34	-8.62	-6.14	-4.22	-3.42	0.00	-16.85
14	Rihand II -NTPC	0.00	0.00	0.00	0.35	0.37	0.18	0.20	0.20	0.19	0.17	0.16	-1.08	0.00	0.73
15	Rihand III -NTPC	0.00	0.00	0.00	4.08	3.70	5.24	6.96	7.53	7.76	6.82	5.78	13.71	0.00	61.59
16	Singrauli -NTPC	0.00	0.00	0.00	0.00	0.01	0.67	0.25	0.22	5.09	9.66	10.64	13.71	0.00	40.24
17	Tanda II	0.00	0.00	0.00	0.00	0.00	0.00	0.00	0.00	0.00	0.00	0.01	3.14	0.00	3.15
18	APCL Jhajjar	0.00	0.00	0.00	0.52	0.27	0.22	0.19	0.14	0.00	0.00	0.00	-0.14	0.00	1.20
19	Barh II	0.00	0.00	0.00	0.00	0.00	0.00	0.00	0.00	0.00	0.00	0.00	0.00	0.00	0.00
20	Mouda II	0.00	0.00	0.00	0.00	0.00	0.00	0.00	0.00	0.00	0.00	0.00	0.00	0.00	0.00
21	Khargone	0.00	0.00	0.00	0.00	0.00	0.00	0.00	0.00	0.00	0.00	1.90	0.19	0.00	2.10
22	Farakka -III	0.00	0.00	0.00	0.00	0.00	0.00	0.00	0.00	0.00	0.00	0.00	0.00	0.00	0.00
23	Nabinagar	0.00	0.00	0.00	0.00	0.00	0.00	0.00	0.00	0.00	0.00	0.00	0.00	0.00	0.00
24	Meja	0.00	0.00	0.00	0.00	0.00	0.00	0.00	0.00	0.00	0.00	0.01	-0.76	0.00	-0.75
25	Kudgi TPS	0.00	0.00	0.00	0.00	0.00	0.00	0.00	0.00	0.00	0.00	0.00	-17.71	0.00	-17.71
II	NHPC														
26	Bairasuil	-0.48	0.00	0.00	0.00	0.00	0.00	0.00	0.00	-13.07	-4.57	2.16	12.58		-3.38
27	Salal	-1.61	-3.77	0.00	0.00	0.00	0.00	0.00	0.00	-3.57	-2.86	1.11	7.61		-3.10
28	Tanakpur	-0.13	0.00	0.00	0.16	0.36	1.97	-0.21	-0.22	10.56	10.45	13.48	14.36		50.76
29	Chamera-I	-0.77	-2.40	0.00	0.00	0.00	0.00	0.00	0.00	0.00	0.00	3.70	4.67		5.20
30	Chamera-II	-0.57	-1.97	0.00	-0.04	0.09	-0.05	-0.17	0.10	3.80	4.13	6.96	10.79		23.06
31	Uri	-1.74	-6.56	0.00	-0.39	-0.63	-0.03	0.26	0.72	10.18	8.25	23.83	21.53		55.42

HK

Sr.No.	Name of Plant	2006-07	2008-09	2013-14	2014-15	2015-16	2016-17	2017-18	2018-19	2019-20	2020-21	2021-22	2022-23	Others	Total
32	Dauli Ganga	-0.18	-1.26	0.00	0.00	0.00	0.00	0.00	0.35	0.00	0.00	0.00	6.60		5.52
33	Dulhasti	0.00	-2.13	0.00	0.00	0.00	0.00	0.00	0.00	0.00	0.00	0.17	8.05		6.10
34	Sewa-II	0.00	0.00	0.00	-0.88	0.16	0.26	0.42	1.24	1.70	0.59	0.07	1.93		6.30
35	Charera-III	0.00	0.00	0.00	-0.34	-0.25	0.03	-0.15	-0.60	5.24	4.88	3.19	4.91		16.91
36	Uri-II	0.00	0.00	0.20	-0.34	-0.15	0.09	0.42	-1.03	4.63	3.45	2.81	4.85		14.93
37	Parbat-II	0.00	0.00	0.00	0.00	0.00	0.00	0.00	0.00	0.05	0.94	0.02	0.02		1.03
38	Kishanganga HEP	0.00	0.00	0.00	0.00	0.00	0.00	0.00	0.53	0.00	0.05	0.00	2.52		3.10
III	NPCIL														
39	NAPP	0.00	0.00	0.00	0.00	0.00	0.00	0.22	0.24	0.20	0.21	0.18	0.29		1.35
40	RAPP-3 & 4	0.00	0.00	0.00	0.00	0.00	0.00	0.00	0.00	0.00	0.00	0.00	0.58		0.58
41	RAPP-5 & 6	0.00	0.00	0.00	0.00	0.00	0.00	0.00	0.00	0.00	0.00	-0.04	0.15		0.11
IV	SIVNL														
42	Nathpa Jhakri HEP (SIVNL)	0.00	0.00	0.00	0.00	0.00	0.00	0.00	11.55	0.02	0.42	0.50	0.54		13.02
43	Rampur HEP (SIVNL)	0.00	0.00	0.00	-0.64	-0.90	-0.14	0.26	1.83	0.00	0.00	0.00	0.00		0.41
V	THDC														
44	Tehri HEP (THDC)	0.00	0.00	0.00	0.00	0.00	0.00	0.00	0.00	0.00	0.01	0.01	-0.10		-0.08
45	Koteshwar HEP (THDC)	0.00	0.00	0.00	0.00	0.00	0.00	0.00	0.00	0.00	0.00	0.00	0.01		0.01
VI	DVC														
46	Durgapur TPS (DVC)	0.00	0.00	0.00	-10.67	1.45	3.22	10.55	13.54	10.51	2.96	-3.15	-7.04		21.35
47	Ragnunathpur (DVC)	0.00	0.00	0.00	0.00	0.00	-0.76	-10.16	-15.27	-3.88	12.22	2.75	19.92		4.82
48	Bokaro (DVC)	0.00	0.00	0.00	0.00	0.00	0.00	-5.58	-18.06	-1.58	-7.72	-10.80	-9.56		-53.30
VII	Other Sources														
49	Pragati												-0.27		-0.27
VIII	UMPPs														
50	Mundra UMPP (CGPL)			0.00	0.00	0.00	0.00	0.00	0.00	0.00	0.00	0.00	0.00	0.00	0.00
51	Sasan UMPP (RPL)												0.87		0.87
IX	TRADERS (Long Term Power)														
52	Mallana-II HEP (PTC)										8.66	7.79			16.45
53	Karcham HEP (PTC)										0.02	0.02	-0.02	-17.45	-17.42
X	IPPs within Punjab														
54	Taiwandi Sabo TPS (Sterilite)			0.00	0.02	0.04	0.09	0.09	0.15	0.13	4.73	13.67	0.20		19.12
55	TSPL UI			0.00	0.00	0.00	0.00	0.00	0.00	0.00	0.00	0.00	0.00	0.00	0.00
56	NPL Rajpura TPS (L & T)						76.21				2.99		-2.57		76.63
57	GVK										-35.86	42.20	80.52		86.86
XI	NVVNL Bundled Power														
58	NVVNL Bundled Coal power													6.06	6.06

Handwritten signature

Sr.No.	Name of Plant	2006-07	2008-09	2013-14	2014-15	2015-16	2016-17	2017-18	2018-19	2019-20	2020-21	2021-22	2022-23	Others	Total
59	NVFN Bundled Solar Power											0.23			0.23
60	NVFN Bundled Power Transmission & SLDC Charges													0.51	0.51
XII	SECI														
61	SECI Solar power													0.15	0.15
62	SECI Wind (150 MW)													0.81	0.81
63	SECI Wind (200 MW)													-10.30	-10.30
64	SECI Solar Transmission & SLDC charges													0.51	0.51
XIII	NRSE Purchase within Punjab														
	Long term														0.00
65	Solar													6.46	6.46
66	Non solar													1.15	1.15
XIV	Transmission Charges														
67	CTUJIL			-0.41	3.95	5.52	10.31	13.23	17.42	7.50	-18.18	177.26	174.22	0.00	390.82
68	UPPTCL												0.12		0.12
XV	Other Charges														
69	PSTCL TRANS.CHARGES													97.53	97.53
70	PSTCL NAHAR INDUSTRIES (TRANS)												0.005		0.005
A															1029.73
															Grand Total

H.K. Kaur



Er. Baldev Singh Sran
Chairman-cum-Managing Director



D.O. No. 130/PPA Annexure-11
Punjab State Power Corporation Limited
Regd. Office : PSEB Head Office,
The Mall, Patiala - 147 001
CIN : U40109PB2010SGC033813
Phone : 0175-2212005
Fax : 0175-2213199
Email : cmd-ppcl@ppcl.in
Website : www.pspcl.in

Dated 20/1/23

Subject:- Allocation of power from Central Sector Generating Stations (CGS) to PSPCL.

Dear Sh. Alok Kumar ji,

It is submitted that there has been a sudden increase in the power demand of the State of Punjab. Severe winter conditions and increase in economic activities have given rise to such a steep rise in demand. The demand in the first week of January 2023 has been observed to be 30% higher in comparison to the same month of last year. The gap between demand and availability is being presently bridged by procuring power from power exchanges, which is also proving to be insufficient. The trend shows that the rise in demand is likely to increase in last quarter of this FY.

In addition, it is further expected that the trend of sharp rise in demand shall also continue during the H1 period of FY 2023-24. The State had met a demand in excess of 14000 MW during the last paddy season with the help of unallocated power from Central Sector Generation Stations. This year the demand is expected to exceed 15000 MW. The sources within the State are limited and can generate only about 6500 MW, during the peak paddy season. Therefore, in order to meet a demand in excess of 15000 MW, the State shall again require assistance from Ministry of Power for allocating power from its unallocated pool.

It is estimated that following quantum of additional power from the Central Sector Generating Stations shall be needed :-

Sr. No.	Period	Quantum (MW)
1	25.01.2023 - 31.05.2023	500
2	01.06.2023 - 15.10.2023	1500

Page 1 of 2

H. Kaur


Scanned with CamScanner

The above requirement is after taking into consideration the likely arrangement of power through banking with other State Utilities and the procurement of Short-Term Power. As the demand of electricity cannot be reliably met through the collective transaction segment of Power Exchanges, the State is in definite need of firm allocation of power for the period from 25.01.2023 to 15.10.2023.

It is therefore, humbly requested that an additional power quantum of 500 MW with immediate effect till 31.05.2023 and 1500 MW during the paddy season i.e. from 01.06.2023 to 15.10.2023 may be allocated to the State in order to reliably serve the demand of all categories of consumers.

With Regards.

Yours sincerely,


(Er. BALDEV SINGH SRANI)

Sh. Alok Kumar, I.A.S.
Secretary Power,
Government of India,
Ministry of Power.

H.Kumar

ਭਗਵੰਤ ਮਾਨ
Bhagwant Mann



ਮੁੱਖ ਮੰਤਰੀ, ਪੰਜਾਬ
Chief Minister, Punjab

D.O.No. CMO/Conf/2023/200
Dated, the 21st April, 2023

Dear Sh. R.K.Singh Ji,

At the outset, I would like to thank you for increasing the allocation of power from unallocated quota of Central Sector Generating Stations (CGS) to Punjab, that has been increased by around 10 to 30 percent from May 2023 to September 2023 which amounts to an additional quantum of around 460 MW (Ref: - Letter No. 5/AI/CSA/G.M./2023/ dated 22.03.2023 of o/o CEA, Grid Management Division).

As discussed with you and Secretary (Power) in a meeting in end-February 2023, the State had met a demand of 14,311 MW during the last paddy season. Unallocated power from Central Sector Generation Stations proved to be of great assistance in this regard. This year, the demand is likely to be upto 15,500 MW. Our generation capacity within the State is about 6500 MW. As the demand of electricity cannot be reliably met through the collective transaction segment of Power Exchanges, the State is in need of firm allocation of power for the period from 20.04.2023 to 15.10.2023.

Therefore, in order to meet demand of upto 15,500 MW, the State shall again require support from your good offices for allocating additional power from the Centre's unallocated pool. In this regard, I request you to allocate additional quantum of power of upto 1000 MW from 20.04.2023 to 15.10.2023 to Punjab State Power Corporation Limited (PSPCL) in order to reliably serve the demand of all categories of consumers.

With warm regards,

Yours sincerely,


(Bhagwant Mann)


Sh.R.K.Singh
Union Minister for Power and New & Renewable Energy,
New Delhi.

Office : Punjab Civil Secretariat, Chandigarh-160001, Ph.: 0172-2740325, 0172-2743463 (Fax)
Resl. : H.No. 45, Sector 2, Chandigarh- 160001, Ph.: 0172-2741322, 0172-2746060 (Fax)
e-mail : cmo@punjab.gov.in

Endst.No. CMO/Confi/2023/201

Dated, the 21st April, 2023

A copy of this DO letter is forwarded to Sh. Alok Kumar, IAS, Secretary to Government of India, Ministry of Power for information and necessary action, please.


Additional Chief Secretary to Chief Minister,
Punjab, Chandigarh.

H.Kumar

Banking 2023-24 (MUS)

Source	Utility	Opening as on 31.03.23 w/o Premium	Premium to be received during this FY	Opening as on 31.03.23 with Premium	% Premium	Apr-23	May-23	Jun-23	Jul-23	Aug-23	Sep-23	Oct-23	Nov-23	Dec-23	Jan-24	Feb-24	Mar-24	Net Transaction	Premium to be Reqd for power supplied this FY	Premium to be Given from during next FY	Premium to be Reqd for power supplied from during next FY	Closing balance with Premium	
1) PFC	MSEDCL (Maharashtra)	378.83	0.00	378.83	1.00	-185.93	-198.06			95.33	56.03			0.00	0.00	0.00	0.00	-378.83	0.00	0.00	0.00	0.00	
2) APPCL	Chh. Ut. Akum/Maharashtra/Nagaland/Arunachal/Assam/GOA/Kerala	259.92	12.55	248.47	1.05	0.00	0.00	27.33	84.86	95.33	56.03			0.00	0.00	0.00	0.00	263.47	0.00	0.00	0.00	0.00	
3) APPCL	MSEDCL (Maharashtra)	-148.80	-11.77	-160.57	1.07	-143.18	-56.02	31.01	131.76	152.37	113.83			0.00	0.00	0.00	0.00	179.49	-18.91	0.00	0.00	0.00	
4) Direct	MSEDCL (Maharashtra)	-148.80	-7.74	-156.54	1.05			35.78	111.80	111.80	56.15			0.00	0.00	0.00	0.00	167.63	-11.09	0.00	0.00	0.00	
5) PFC	TANGESCO (Tamil Nadu)	148.80	12.85	161.65	1.08	-144.00		101.59	107.05	107.05	0.00			0.00	0.00	0.00	0.00	172.69	12.24	0.00	0.00	0.00	
6) Direct	PCLL (Karnataka)	499.76	24.89	524.65	1.05	462.24		48.00	381.50	381.50	359.20			0.00	0.00	0.00	0.00	555.95	-31.21	0.00	0.00	0.00	
7) Direct	Madhya Pradesh Arr-C	-1.15	-0.05	-1.20	1.05			159.19	81.53	81.53	50.16			-127.65	-134.48	-63.07	0.00	-14.34	0.00	0.00	15.34	0.00	
8) APPCL	EPG (Goa)	-22.32	-1.86	-24.18	1.08			21.80	11.59	0.00	0.00			0.00	0.00	0.00	0.00	24.18	0.00	0.00	0.00	0.00	
9) APPCL	EPG (Goa)				1.08	-26.00		7.02	18.80	18.48	0.00			0.00	0.00	0.00	0.00	3.11	3.11	0.00	0.00	0.00	
10) MNVN	TANGESCO (Tamil Nadu)	-74.60	-6.10	-80.70	1.08			40.30	40.30	28.01	54.76			0.00	0.00	0.00	0.00	60.60	0.00	0.00	0.00	0.00	
11) MNVN	SPDCL (Chhattisgarh)				1.05	-109.00		78.23		120.36	0.00			0.00	0.00	0.00	0.00	12.46	-12.66	0.00	0.00	0.00	
12) APPCL	Mimansa Prasth 1				1.05			8.74	145.74	300.28	281.33	199.70	13.48	-144.37	-21.89	-321.84	-360.10	-185.47	-195.28	0.00	0.00	0.00	0.00
13) APPCL	Simulshi Prasth 2				1.05			4.49	48.80	60.16	56.08	40.08	34.80	-41.88	-28.91	-15.33	-31.38	-31.38	-17.17	0.00	0.00	0.00	0.00
14) APPCL	Om Ut (Tamil)				1.05			5.34		0.00	0.00			0.00	-5.81	0.00	0.00	0.00	-0.27	0.00	0.00	0.00	
15) APPCL	Madhya Pradesh Arr-B				1.05			115.80	22.20	222.20	180.00	0.00		-113.68	-231.70	-314.87	-314.73	0.00	-37.59	0.00	0.00	0.00	
17) Direct	TSPPCL (Telangana)				1.05			105.60	60.00	0.00	0.00			0.00	0.00	0.00	0.00	-82.84	34.21	0.00	0.00	0.00	
18) Direct	TANGESCO (Tamil Nadu)				1.05			34.26	55.88	55.88	54.00			0.00	0.00	0.00	0.00	-42.84	34.21	0.00	0.00	0.00	
19) Direct	PCLL (Karnataka)				1.05			260.00	184.40	184.40	157.40			0.00	0.00	0.00	0.00	-216.44	186.73	0.00	0.00	0.00	
20) MPCL	Om Ut (Andhra)				1.05			14.40	56.80	54.00	11.15	-33.15	-34.25	0.00	0.00	-216.44	-224.83	186.73	0.00	0.00	0.00	0.00	
21) MPCL	Om Ut (Andhra)				1.05			27.84		0.00	0.00			0.00	-9.67	-9.68	9.99	-1.37	0.00	0.00	0.00	0.00	
22) Direct	Madhya Pradesh Arr-A				1.05			223.20	216.00	216.00	216.00			-150.32	-337.54	-424.26	0.00	-31.96	0.00	0.00	0.00	0.00	
23) Direct	Madhya Pradesh Arr-1				1.05			15.25	0.00	0.00	0.00			0.00	0.00	0.00	0.00	-74.40	-202.56	0.00	0.00	0.00	
24) MPCL	Om utting/Andhra				1.05			216.00	216.00	216.00	216.00			0.00	0.00	0.00	0.00	-74.40	-202.56	0.00	0.00	0.00	
25) APPCL	Om utting/SPDCL				1.02			115.20	0.00	0.00	0.00			0.00	0.00	0.00	0.00	-59.71	55.49	0.00	0.00	0.00	
26) APPCL	Om Ut (Chhattisgarh)				1.05			65.64	62.16	-145.08	-146.56			0.00	0.00	0.00	0.00	-144.60	545.51	0.00	0.00	0.00	
27) Direct	PCLL (Karnataka)				1.05			-194.93	-148.80	-148.80	-148.80			0.00	0.00	0.00	0.00	-148.71	-795.94	0.00	0.00	0.00	
28) Direct	Madhya Pradesh: MP7				1.05			5.34						0.00	0.00	0.00	0.00	-40.50	-32.58	0.00	0.00	0.00	
29) MPCL	PCLL (Tamil Nadu)				1.05			157.88	-148.80	-148.80	0.00			0.00	0.00	0.00	0.00	-40.50	-32.58	0.00	0.00	0.00	
30) MNVN	SPDCL (Chhattisgarh)				1.05									0.00	0.00	0.00	0.00	-148.80	-148.80	0.00	0.00	0.00	
31) Direct/NAME	AP Andhra Pradesh				1.05									0.00	0.00	0.00	0.00	-3.80	-3.80	0.00	0.00	0.00	
32) Direct/NAME	AP Andhra Pradesh				1.06									0.00	0.00	0.00	0.00	-3.80	-3.80	0.00	0.00	0.00	
	Total	-915.06	-77.80	-992.87		-1530.24	-268.72	791.51	2046.04	1671.76	1671.76	-4.98	-1231.06	-1231.06	-1231.06	-1231.06	-1231.06	1236.49	-49752.82	105.79	345.04	-108.40	1685.67

H. Kang



IN THE APPELLATE TRIBUNAL FOR ELECTRICITY
(Appellate Jurisdiction)

COURT-II

APPEAL NO. 304 OF 2021 &
IA NOS. 1658 & 1776 OF 2021

Dated: 15.07.2022

Present: Hon'ble Mr. Justice R.K. Gauba, Officiating Chairperson
Hon'ble Mr. Sandesh Kumar Sharma, Technical Member

In the matter of:

Damodar Valley Corporation

.... Appellant (s)

Vs.

Punjab State Electricity Regulatory Commission &Ors.

.... Respondent(s)

Counsel for the Appellant (s) : Ms. Srishti Khindaria
Ms. Anushree Bardhan
Ms. Surbhi Kapoor
Ms. Shikha Sood

Counsel for the Respondent (s) : Ms. Gargi Kumar for R-1
Mr. Shubham Arya
Ms. Tanya Sareen for R-2
Mr. Manu Vats for R-3

ORDER

IA NO. 1658 OF 2021

[For Interim Relief]

The interim order operating in the present matter is made absolute for the pendency of the appeal. Application is disposed of.

IA NO. 1776 OF 2021

[Appl. for filing additional documents]

Application is allowed. Additional documents be taken on record subject to just exceptions. Application is disposed of.

APPEAL NO. 304 OF 2021

We are informed the pleadings are complete in the matter.

Admit.

We direct this appeal be included in the "List of Finals" to be taken up from there, in its turn.

The written submissions must be filed well in advance.

(Sandesh Kumar Sharma)
Technical Member

(Justice R.K. Gauba)
Officiating Chairperson

vt/mkj

H. Kang

IN THE APPELLATE TRIBUNAL FOR ELECTRICITY
(Appellate Jurisdiction)

COURT-II

IA NO. 1704OF 2021IN
DFR NO. 383 OF 2021 &
IA NOS. 1703 & 1741 OF 2021

Dated: 20.05.2022

Present: Hon'ble Mr. Justice R.K. Gauba, Officiating Chairperson
Hon'ble Mr. Sandesh Kumar Sharma, Technical Member

In the matter of:

Meja Urja Nigam Private Limited

.... Appellant (s)

Vs.

Punjab State Electricity Regulatory Commission &Ors.

.... Respondent(s)

Counsel for the Appellant (s) : Ms. Swapna Seshadri

Counsel for the Respondent (s) : Ms. Gargi Kumar for R-1

Ms. Poorva Saigal

Mr. Shubham Arya

Mr. Ravi Nair

Ms. Reeha Singh

Mr. Nipun Dave for R-2

Ms. Anushree Bardhan

Mr. Ravi Nair

Ms. Srishti Khindaria for R-3

Mr. Viksit Arora

Mr. Manu Vats for R-4

ORDER

This matter has been taken up by video conference mode on account of pandemic conditions, it being not advisable to hold physical hearing.

IA NO. 1704OF 2021

[Appl. for Leave to File Appeal]

Having regard to the facts and circumstances, leave to file appeal is granted. Application is disposed of.

IA NO. 1741OF 2021

[Appl. for Impleadment/intervention]

The application is disposed of as not pressed.

H. Kaus

IA NO. 1703 OF 2021

[Appl. for Interim Relief]

Having heard the learned counsel for the parties, we make the interim order passed on 02.11.2021 absolute for the pendency of the appeal. Application is disposed of.

DFR NO. 383 OF 2021

Leave having been granted; appeal shall be registered.

We are informed the pleadings in this matter are complete.

Admit.

The matter shall be included in the list of finals to be taken up in its turn from there.

Written submission must be filed by all sides well in advance.

(Sandesh Kumar Sharma)
Technical Member

(Justice R.K. Gauba)
Officiating Chairperson

vt/mkj

H.Kaus

IN THE APPELLATE TRIBUNAL FOR ELECTRICITY
(Appellate Jurisdiction)

COURT-II

IA NO. 1656 OF 2021 IN
DFR NO. 372 OF 2021 & IA NOS. 1655 & 1733 OF 2021

Dated: 27.05.2022

Present: Hon'ble Mr. Justice R.K. Gauba, Officiating Chairperson
Hon'ble Mr. Sandesh Kumar Sharma, Technical Member

In the matter of:

Pragati power Corporation Limited Appellant (s)

Vs.

Punjab State Electricity Regulatory Commission & Ors. Respondent(s)

Counsel for the Appellant (s) : Mr. Maninder Singh, Sr. Adv.
Mr. Viksit Arora
Mr. Manu Vats

Counsel for the Respondent (s) : Ms. Gargi Kumar for R-1
Mr. Shubham Arya
Mr. Ravi Nair for R-2
Ms. Srishti Khindria
Ms. Anushree Bardhan for R-3/DVC

ORDER

This matter has been taken up by video conference mode on account of pandemic conditions, it being not advisable to hold physical hearing.

IA NO. 1656 2021 - [Appl. for Leave to File Appeal]

Having regard to the facts and circumstances, leave to file appeal is granted. Application is disposed of.

IA NO. 1733 OF 2021 - [Appl. for Impleadment/intervention]

The application is disposed of as not pressed.

IA NO. 1655 OF 2021 - [Appl. for Interim Relief]

The interim order is made absolute for the pendency of the appeal. Application is disposed of accordingly.

DFR NO. 372 OF 2021

Leave having been granted; appeal shall be registered.

We are informed the pleadings in this matter are complete.

Admit.

The matter shall be included in the list of finals to be taken up in its turn from there. Meanwhile, written submission must be filed by all sides well in advance.

(Sandesh Kumar Sharma)
Technical Member

(Justice R.K. Gauba)
Officiating Chairperson

vt/mkj

H. Kaur

Page 1 of 1



PUNJAB STATE TRANSMISSION CORP LTD.
 Regd. Office: PSEB Head Office, The Mall, Patiala - 147001
 Corporate Identity Number U40109PB2010SGC033814
 PUNJAB STATE LOAD DISPATCH CENTRE
 OFFICE OF THE DY. CHIEF ENGINEER/SLDC
 SLDC Building, Ablowal, (Patiala) - 147001.
 Email: se_sldecop@pstcl.org Mob: 96461-18004

To

SE/FE&T,
 GGSSTP, Ropar.

Memo No: - 666 / CEC-101

Dated: - 30/12/24

Subject: Supply of information on forms filing Petition for True Up of FY 2023-24.

In response to your office email dated 30.12.2024 and as per telephonic conversation, the data of Net Generation of GGSSTP Ropar for FY 2023-24 is as below:

Net generation of GGSSTP Ropar for FY 2023-24 *	3573.605 MUs
---	--------------

* For detailed calculation of generation at GT and Aux consumption, this office memo no. 599/CEC-101 dated 05.12.2024 (copy attached) may be referred.

This is for your information and further necessary action please.

DA/ As above

[Signature]
 Sr. Xen/ EA&S,
 SLDC (Op), Ablowal

[Signature]
 H. Kans

69



PUNJAB STATE TRANSMISSION CORP LTD.
 Regd. Office: PSEB Head Office, The Mall, Patiala - 147001
 Corporate Identity Number U40109PB20105GC023814
 PUNJAB STATE LOAD DISPATCH CENTRE
 OFFICE OF THE DY. CHIEF ENGINEER/SLDC
 SLDC Building, Ablowal, (Patiala) - 147001.
 Email: ce-sldec@pstcl.org Mob: 96451-18004

To

Dy. CE/FE&T,
 GHTP, Lehra Mohabbat.

Memo No: - 562 / CEC-101

Dated: - 19-11-2024

Subject: Petition of True Up for FY 2023-24, APR for FY 2024-25 (H1)-Vetting of
 GHTP Net Generation of FY 2023-24 & FY 2024-25 (H1).

Ref: - Your office memo no. 4378/79/CE-5 dated 25.10.2024.

The data of Net Generation of GHTP, Lehra Mohabbat for FY 2023-2024, as per energy scheduled report supplied by O/o CE/PP&R, PSPCL (as meter data is not available in this office) and for FY 2024-25 (H1), as per MDAS data of Secure meters installed under SAMAST is as below:

Net Generation	Total (MU)
FY 2023-24 (as received from CE/PP&R)	4258.48


Meter Location	Net Generation for FY-2024-25		Total GT/ ST (in MUs)
	(in MWh)	(in MUs)	
GT-1	714261.8	714.2618	2328.5777
GT-2	0	0	
GT-3	754781.2	754.7812	
GT-4	859534.7	859.5347	
ST-1	-10396.0245	-10.39602	-30.477447
ST-2	-5283.625	-5.283625	
ST-3	-8904.55075	-8.904551	
ST-4	-5893.251	-5.893251	
Net Generation (GT- ST)			2298.100253

Dy. CE/SLDC (Op.),
 PSTCL, Ablowal, Patiala.

H. Kaur

Annexure-2
1-2

Sr. No	Particulars	Units	FY-2023-24 (Actual)
1	Quantity of Biomass Pellets CONSUMED	MT	3222.245
2	Weighted Average Biomass Pellet Cost	Rs./MT	8011.43
3	Total Biomass Pellet Cost	Rs. Crore	2.581


 श्री. अशोक-ए/ए 3
 श्री. अशोक-ए.एम.एम. लुण्ठार

H.K.S.

Annex-2

BIOMASS DATA 2023-24
 (Firm: M/s Kasvi Bio Fuels Pvt. Ltd., Karnal)
 (P.O. No. 15247/P-1/EMP-12093 dated 13.09.2023)

WT AVG DATA OF BIOMASS PELLETS RECEIVED (2023-24)

S.No	Month	Qty. (In MT)	TM %	ADM %	ADA %	ADVM %	GCV B Cal/g	Sizing	ASH % (ARB)	VM % (ARB)	GCV (ARB) Cal/g
								%passing 3.00 mm			
1	Nov-23	251.175	9.48	12.05	25.11	50.50	2937		25.80	52.01	3024
2	Dec-23	141.77	9.77	13.23	18.64	55.37	3129		19.41	57.57	3254
3	Jan-24	373.73	11.38	12.28	17.01	57.02	3401		17.19	57.60	3435
4	Feb-24	1099.19	11.88	11.62	15.51	58.20	3463		15.47	58.03	3452
5	Mar-24	1356.18	11.21	10.71	16.73	57.90	3437		16.62	57.59	3419
Wt. Avg (2023-24)		3222.05	11.26	11.42	17.08	57.21	3389		17.13	57.31	3394

Dy. Chief Chemist
GGSTP, Rupnagar

Chief Chemist
GGSTP, Rupnagar

S.No	Month	Qty. (In MT)	TM %	ADM %	ADA %	ADVM %	GCV B Cal/g	Sizing	ASH % (ARB)	VM % (ARB)	GCV (ARB) Cal/g
1	Nov-23	251.175	9.48	12.05	25.11	50.50	2937		25.80	52.01	3024
2	Dec-23	141.77	9.77	13.23	18.64	55.37	3129		19.41	57.57	3254
3	Jan-24	373.73	11.38	12.28	17.01	57.02	3401		17.19	57.60	3435
4	Feb-24	1099.19	11.88	11.62	15.51	58.20	3463		15.47	58.03	3452
5	Mar-24	1356.18	11.21	10.71	16.73	57.90	3437		16.62	57.59	3419
Wt. Avg (2023-24)		3222.05	11.26	11.42	17.08	57.21	3389		17.13	57.31	3394

M. Kans

BEYOND DRILLING AND EXPLORATION PVT LTD

STIN/UIN: 03AAECB2243H1Z8
 Email: beyonddrillingexploration@gmail.com

consignee (Ship to)
Engineer/GHTP Lehra Mohabbat
Lehra Mohabbat
 GHTP, Punjab State Power Corporation Ltd,
 Mohabbat, Distt. Bathinda (Pb.) PIN CODE: 151111
 Authority: Dy. CAO/OSM GGSSTP
 PO, Ghanauli, PSFCL RUPNAGAR -1401 13Pb.)
 Pin - 151111, India
 STIN/UIN : 03AAFCP5120Q1ZC
 Name : Punjab, Code : 03

(Bill to)
Engineer/GHTP Lehra Mohabbat
Lehra Mohabbat
 GHTP, Punjab State Power Corporation Ltd,
 Mohabbat, Distt. Bathinda (Pb.) PIN CODE: 151111
 Authority: Dy. CAO/OSM GGSSTP
 PO, Ghanauli, PSFCL RUPNAGAR -1401 13Pb.)
 Pin - 151111, India
 STIN/UIN : 03AAFCP5120Q1ZC
 Name : Punjab, Code : 03
 Place of Supply : Punjab

Invoice No. 202/2023-2024
 e-Way Bill No. 331722932808
 Dated **18-Feb-24**
 Delivery Note 206
 Mode/Terms of Payment **RTGS**
 Reference No. & Date. Other References
 Buyer's Order No. **PO NO.15248**
 Dated **13-Sep-23**
 Dispatch Doc No. 206
 Delivery Note Date **1-Feb-24**
 Dispatched through **TRUCK**
 Destination **LEHRA MOHABBAT**
 Bill of Lading/L.R-RR No. 713 dt. 1-Feb-24
 Motor Vehicle No. **PB11CY8883**
 Terms of Delivery **FOR**

Description of Goods	HSN/SAC	Quantity	Rate	per	Amount
Pro residue-based biomass non torrefied pellets (PO Cum Contract Agreement Number 248/P-1/EMP-12093 Dated 13.09.2023)	440131	31.990 TON	7,232.72	TON	2,31,374.71
Less:					
<i>Fines Penalty</i>					(-),4,812.60
<i>CGST @ 2.5 %</i>			2.50 %		5,664.05
<i>SGST @ 2.5 %</i>			2.50 %		5,664.05
<p><i>Rs. Two Lakh Thirty Seven Thousand Eight Hundred Ninety Only,</i></p> <p>AE (Finance) Lehra Mohabbat</p>					
<p>Bill Verified for Rs. 2,37,890/-</p> <p>Bill Approved for Rs. 2,37,890/-</p> <p>Add: SRFM (P & M) GHTP, Lehra Mohabbat</p>					
Total					₹ 2,37,890.21

Chargeable (in words) **₹ Two Lakh Thirty Seven Thousand Eight Hundred Ninety and Twenty One paise Only** E. & O.E

HSN/SAC	Taxable Value	CGST		SGST/UTGST		Total Tax Amount
		Rate	Amount	Rate	Amount	
0131	2,26,562.11	2.50%	5,664.05	2.50%	5,664.05	11,328.10
Total	2,26,562.11		5,664.05		5,664.05	11,328.10

Amount (in words) : **INR Eleven Thousand Three Hundred Twenty Eight and Ten paise Only**

marks: **Industry Report P213 GCV weighted average 3187.75 kcal**

for BEYOND DRILLING AND EXPLORATION PVT LTD
RASHMI KIKAN
 Digitally signed by RASHMI KIKAN
 Date: 2024.02.20 20:50:10 +05'30'
 Authorised Signatory

I declare that this invoice shows the actual price of the described and that all particulars are true and correct.

H. Kaur

Punjab State Power Corporation Limited

(Regd. Office: PSPCL, Head Office, The Mall Patiala)

Office of ASE/Coal & Environment/Coal Testing Laboratory, GHTP, Lehra Mohabbat

[email: chiefchemist@hm@gmail.com]

ANALYSIS REPORT OF AGRO RESIDUE-BASED BIOMASS NON-TORREFIED PELLETS RECEIVED
Purchase Order Cum Contact Agreement No. 15248/P-1/EMP-12093 Dated 13.09.2023

AE(OT) / Fuel
Generate equal sheet for analysis result
As per in EM(70)

7-02-23
DC/P
11/2/24

Sr. No.	GHTP Sample No.	Date of Placement	Time of Placement (Hrs)	Vehicle No.	Fines % <3 mm (ARB)	T.M. % (ARB)	ADM %	V.M. % ADB	GCV (Kcal/kg) ADB	GCV (Kcal/kg) ARB
1	2023-24/P-212	01.02.24	10.10	PB11CM 3269	5.10	11.45	9.52	56.53	3323	3252
2	2023-24/P-213	01.02.24	10.20	PB11CY 8883	7.08	10.95	9.40	57.89	3259	3203
3	2023-24/P-214	01.02.24	10.30	HR37E 0069	6.60	10.96	9.10	60.53	3379	3310
4	2023-24/P-215	01.02.24	10.40	HR46D 3840	5.55	10.83	9.28	59.11	3223	3168
5	2023-24/P-216	01.02.24	10.50	HR46E 8890	4.97	10.72	9.20	55.42	3060	3009
6	2023-24/P-217	01.02.24	11.10	HR65A 6464	5.60	11.40	9.07	58.54	3363	3277
7	2023-24/P-218	01.02.24	11.20	HR65A 7464	6.18	11.18	9.63	54.19	3141	3087

Rep. of the firm

Prepared By

Authorised Signatory

[Signature]
Shift Chemist

[Signature]
Dy. Chief Chemist
Chemical Department

Memo. No. 524/07

CD/C-76B

Dated: 06-01-2024

Copy of the above is forwarded to:

- 1 S.E./FE&T, GHTP, Lehra Mohabbat.
- 2 Dy. C.E./Th.Op, GHTP, Lehra Mohabbat.
- 3 Dy. C.A.O(O&M), GHTP, Lehra Mohabbat.
- 4 M/s Beyond Drilling and Exploration Pvt. Ltd., New Delhi

[Signature]
ASE/Coal & Env.
Chemical Department
GHTP, Lehra Mohabbat

[Signature]

Tax Invoice

o/c

BEYOND DRILLING AND EXPLORATION PVT LTD

INN: 03AAECB2243H1Z8
beyonddrillingexploration@gmail.com

(Ship to)
Engineer/GGSSTP (Dy. CE-Headquarters)
Fuel, Lehra Mohabbat
State Power Corporation Ltd,
Lehra Mohabbat (Pb.) PIN CODE:151111
Dist. Bathinda (Pb.) PIN CODE:151111
Dy. CAO/O&M GGSSTP
Authority: PSPCL RUPNAGAR-1401 13Pb.)
151111, India
INN : 03AAFCP5120Q1ZC
State : Punjab, Code : 03

(to)
Engineer/GGSSTP (Dy. CE-Headquarters)
Fuel, Lehra Mohabbat
State Power Corporation Ltd,
Lehra Mohabbat (Pb.) PIN CODE:151111
Dist. Bathinda (Pb.) PIN CODE:151111
Dy. CAO/O&M GGSSTP
Authority: PSPCL RUPNAGAR-1401 13Pb.)
151111, India
INN : 03AAFCP5120Q1ZC
State : Punjab, Code : 03
Supp : Punjab

Invoice No.	e-Way Bill No.	Dated
136/2023-2024	3717 1514 7297	23-Jan-24
Delivery Note	Mode/Terms of Payment	
136	RTGS	
Reference No. & Date.	Other References	
Buyer's Order No.	Dated	
PO NO.15248	13-Sep-23	
Dispatch Doc No.	Delivery Note Date	
136	16-Jan-24	
Dispatched through	Destination	
TRUCK	LEHRA MOHABBAT	
Bill of Lading/LR-RR No.	Motor Vehicle No.	
546 dt. 16-Jan-24	PB11DD9677	
Terms of Delivery	FOR	

Description of Goods	HSN/SAC	Quantity	Rate	per	Amount
residue-based biomass non torrefied As per Contract Agreement Number BIP-1/EMP-12093 Dated 13.09.2023	440131	32.830 TON	7,459.44	TON	2,44,893.42
					CGST @ 2.5 %
					6,122.34
					SGST @ 2.5 %
					6,122.34
Total					32.830 TON
					₹ 2,57,138.10

Verified for Rs. 2,57,138/-

Approved for Rs. 2,57,138/-

Rs. Two Lakh Fifty Seven Thousand One Hundred
Thirty Eight Only.

Engineer/GGSSTP (Dy. CE-Headquarters)
Fuel, Lehra Mohabbat

Authorized Signatory

Chargeable (in words)						
Two Lakh Fifty Seven Thousand One Hundred Thirty Eight and Ten paise Only						
HSN/SAC	Taxable Value	CGST Rate	CGST Amount	SGST/UTGST Rate	SGST/UTGST Amount	Total Tax Amount
	2,44,893.42	2.50%	6,122.34	2.50%	6,122.34	12,244.68
Total	2,44,893.42		6,122.34		6,122.34	12,244.68

Amount (in words) : INR Twelve Thousand Two Hundred Forty Four and Sixty Eight paise Only

for BEYOND DRILLING AND EXPLORATION PVT LTD
Digitally signed by RASHMI KIKAN
Date: 2024.02.04 23:14:06 +05'30'
Authorized Signatory

Before that this invoice shows the actual price of the goods described and that all particulars are true and correct.

For Beyond Drilling And Exploration Private Limited
Director
R.K. Kikan

27 23/01/24 22/01/24 LDC/R 25/01/24

Punjab State Power Corporation Limited

(Regd. Office: PSPCL, Head Office, The Mall Patiala)

Office of ASE/Coal & Environment/Coal Testing Laboratory, GHTP, Lehra Mohabbat

[Mob. 96461-17651

[email: chiefchemistlhm@gmail.com]

ANALYSIS REPORT OF AGRO RESIDUE-BASED BIOMASS NON-TORREFIED PELLETS RECEIVED
Purchase Order Cum Contact Agreement No. 15248/P-1/EMP-12093 Dated 13.09.2023

Sr. No.	GHTP Sample No.	Date of Placement	Time of Placement (Hrs)	Vehicle No.	Fines % <3 mm (ARB)	T.M. % (ARB)	ADM %	V.M. % ADB	GCV (Kcal/kg) ADB	GCV (Kcal/kg) ARB
1	2023-24/P-143	16.01.24	11.15	HR37E 0069	0.51	10.45	6.66	62.12	3486	3346
2	2023-24/P-144	16.01.24	11.15	PB11C 3269	0.65	10.48	7.22	62.28	3411	3291
3	2023-24/P-145	16.01.24	11.20	PB11DD 9677	1.18	10.47	8.79	59.62	3349	3287
4	2023-24/P-146	16.01.24	11.20	PB11DE 7977	0.64	10.66	8.71	57.51	3254	3184
5	2023-24/P-147	16.01.24	12.30	HR65A 5637	3.23	11.36	8.71	59.47	3326	3229
6	2023-24/P-148	16.01.24	12.30	HR65A 6464	0.56	10.92	7.46	58.21	3460	3331
7	2023-24/P-149	16.01.24	12.30	HR65A 7464	0.84	11.07	8.36	59.75	3439	3337

Rep. of the firm

Prepared By

[Signature] 22/1/24

Shift Chemist

Authorised Signatory

[Signature] 22/1/24

Senior Chemist
Chemical Department

Memo. No. 337/40

CD/C-76B

Dated: 22-01-24

Copy of the above is forwarded to:

- 1 S.E./FE&T, GHTP, Lehra Mohabbat.
- 2 Dy. C.E./Th.Op, GHTP, Lehra Mohabbat.
- 3 Dy. C.A.O(O&M), GHTP, Lehra Mohabbat.
- 4 M/s Beyond Drilling and Exploration Pvt. Ltd., New Delhi

[Signature]
ASE/Coal & Env.
Chemical Department
GHTP, Lehra Mohabbat


H.kaus


Annex-3

Weighted Average GCV of Received Coal (On Consumption Basis) and GCV Difference FY 2024-25 : Regarding-GGSSTP

Month	Opening Balance of coal	Wtd. Av. GCV of Previous month (i.e. GCV of opening balance)	Coal Received During Month	Weighted Average GCV of Received Coal During Month	Wtd. Av. GCV of coal for the Month	Coal consumed				Total Heat		Progressive Weighted Average GCV of coal as received (Consumption based)	
						For the Month	During Month	Upto Month	MT	Heat Kcal	Heat Kcal		During Month
	For the Month	For the Month	During Month	For the Month	For the Month	During Month	During Month	Upto Month	MT	Heat Kcal	Heat Kcal	During Month	Upto Month
	MT	KCal/Kg	MT	KCal/Kg	KCal/Kg	MT	Heat Kcal	Heat Kcal	MT	Heat Kcal	Kcal	KCal/Kg	KCal/Kg
1	2	3	4	5	$6 = \frac{2 \times 3 + 4 \times 5}{2+4}$	7	8	10	9	10	12	11=67	13= 129
Apr-24	532808.23	4268	141737.59	4275	4269	298018	1245119204	1245119204	298018	1245119204	1272236842	1272236842	4269
May-24	274571.52	4269	132142.46	4263	4268	304061	1230230306	2475350010	602079	2475350010	2569971190	2569971190	4268
Jun-24	168246.78	4268	385320.58	4234	4245	309921	1322122386	3797472996	912000	3797472996	3886566830	3886566830	4261
Jul-24	219237.19	4245	285593.25	4116	4172	307732	1214925936	5012398932	1219732	5012398932	5169443739	5169443739	4238
Aug-24	192832.41	4172	341269.51	4185	4180	265213	1077560419	6089959351	1484945	6089959351	6278034079	6278034079	4228
Sep-24	264348.92	4180	279389.44	4150	4165	219092	904630368	6984590219	1704037	6984590219	7190552259	7190552259	4220

H.Ka


 Add. S.E./C&E
 GGSSTP, Rourk (Pb.)



Annexure-19

PSPCL reply to point no. 6 (a) regarding Capital Expenditure:

A. FY 2023-24

1. The overall approved capital expenditure for PSPCL for FY 2023-24, actual incurred and difference thereof is tabulated below:

Table 1: Comparison of approved & actual CAPEX for PSPCL during FY 2023-24 (Rs. Crore)

S. No.	Particulars	FY 2023-24		
		Approved	Actual	Difference
		(A)	(B)	(C = B - A)
1	Generation schemes	483.69	114.32	-369.37
2	SKPP (not considered by PSERC)	-	569.78	569.78
3	BBMB (not considered by PSERC)	-	3.57	3.57
4	SYL (not considered by PSERC)	-	0.73	0.73
5	Total Generation Capex (1 to 4)	483.69	688.41	204.72
6	Distribution schemes	1,382.25	1,628.37	246.12
7	RDSS (not considered by PSERC)	-	76.06	76.06
8	Contributory Works (not considered by PSERC)	-	61.15	61.15
9	Others (not considered by PSERC)	-	6.42	6.42
10	Release of New Connection (not considered by PSERC)	-	277.05	277.05
11	Total Distribution Capex (6 to 10)	1,382.25	2,049.05	666.80
12	Grand Total (5 + 11)	1,865.94	2,737.45	871.51

2. In view of the above, it can be inferred that for the schemes that were approved by the Hon'ble Commission, the actual capital expenditure for Generation business is lower than the approved amount by Rs. 369.37 Crore, whereas for Distribution business it is higher than the approved amount by Rs. 246.12 Crore.
3. Further, the plant wise breakup of approved capital expenditure, actual incurred and difference thereof as per S. No. 1 of Table 1 above is tabulated below:

Table 2: Comparison of approved & actual CAPEX for Generation business for FY 2023-24 (Rs. Crore)

S. No.	Particulars	FY 2023-24		
		Approved	Actual	Difference
		(A)	(B)	(C = B - A)

H. Kaur

1	GGSSTP	196.01	1.27	-194.74
2	GHTP	74.62	80.70	6.08
3	ASHP	32.02	3.59	-28.43
4	MHP I	20.14	20.52	0.38
5	MHP II	0.10	0.52	0.42
6	RSD	31.00	4.38	-26.62
7	Shanan	119.17	0.71	-118.46
8	UBDC	10.63	2.62	-8.01
9	Total Generation Capex	483.69	114.31	-369.38

4. The plant wise detailed reasons for incurring excess expenditure are given as follows:

i) **GHTP:** Following expenditures have been incurred leading to excess expenditure in FY 2023-24:

- Rs. 39.87 Crore under scheme 'Coal mine held under lease'
- Rs. 40.61 Crore for 'Restoration of damaged ESP of unit no. 2 (210MW) of Stage-I'

ii) **MHP:** The excess expenditure of MHP is mainly due to the increase in the cost for replacement of 3 nos. existing of 25 MVA GTs of machine no. 8, 10 & 11, approval for which has granted by the Committee of the Whole Time Directors (**Annexure-19a**).

5. Further, it is submitted that Hon'ble Commission has not approved the capital investment proposed by PSPCL for Shahpurkandi Power Project stating that the same shall be considered after its commissioning.

6. It is also intimated that Rs. 0.73 Crore is for litigation payments for higher land compensation filed by the land owners of the land acquired for Ropar Hydel Power House (RHPH) under SYL Project. The expenditure is being booked as per past practice. Now, it is planned to put a separate scheme for booking of expenditures occurring due to payments for Land Acquisition cases as intimated by office of LAC, PSPCL from time to time.

7. For Distribution business, the breakup of approved capital expenditure, actual incurred and difference thereof as per S. No. 6 of Table 1 above is tabulated below:

Table 3: Comparison of approved & actual CAPEX for Distribution business for FY 2023-24 (Rs. Crore)

S. No.	Particulars	FY 2023-24		
		Approved	Actual	Difference
		(A)	(B)	(C = B - A)

H. Kaus

1	System Augmentation, System Improvement and Loss Reduction	884.36	1,379.79	495.43
2	IT works	13.64	6.34	-7.31
3	Sub Transmission System	350.00	230.74	-119.26
4	Civil works	112.02	1.93	-110.09
5	Shifting of meter	22.23	-1.42	-23.65
6	DDUGJY	-	8.57	8.57
7	IPDS	-	2.42	2.42
8	Total Distribution Capex	1,382.25	1,628.37	246.12

8. The scheme wise detailed reasons for incurring excess expenditure are given as follows:

- i) **System Augmentation, System Improvement & Loss Reduction:** It is submitted that new transformers amounting to Rs 609.30 Crore were installed against the damaged transformers resulting in increase in expenditure. Detail is as under:

Table 4: New T/Fs issued against Damaged T/Fs (Period 04/23 to 03/24)

Sr. No.	Number of T/Fs (Controller of S&D/North)	Number of T/Fs (Controller of S&D/North)	Total no. of T/F	Total expenditure (In Rs. Cr.)
1	32300	43212	75512	609.3

Due to the less availability of repaired transformers in comparison to the new transformers and cost of new transformers being significantly higher than the cost of repaired transformers, the overall expenditure has increased. The details are attached as **Annexure-19b**.

It is also pertinent to mention here that the number of repaired transformers after damage being reused are not capitalized again and thus not routed through Account code 14. These transformers are stored in stores and are routed through GH 16 (assets not in use) to GH 10 (Assets in use).

- ii) **DDUGJY:** Out of Rs. 8.57 Crore, JV for Rs. 4.15 Crore was posted in FY 2023-24 for rectification of wrongly booked entries in FY 2022-23. As for the remaining amount, payment of 6 No. Additional feeders under DDUGJY Scheme is included for which the expenditure was to be borne by PSPCL along with amount of interest capitalization for FY 2023-24. 90% payment to firm M/s Nucon for 4 no. additional feeders was made with the approval of WTD and PV bills for WO under DDUGJY Scheme has been made in FY 2023-24. For 10% payment to these 4 no. additional feeders and 100% payment of other 2 no. additional feeders, provision was made in FY 2023-24. There

H.Kang

was no separate scheme code for work of additional feeders, therefore the amount has been booked to scheme code of DDUGJY.

- iii) **IPDS:** This is only due to interest capitalization as provided by o/o A&R, related to ERP of IT Project under IPDS, as amount of ERP is lying under work in progress.
9. In addition to above, under '**RDSS**' expenditure of Rs. 76.06 Crore has been incurred, which includes work order of PMA of Rs. 0.90 Crore. MoP approved departmental works already executed/undertaken are of Rs. 302 Crore (146 Crore related to TS Org. and 156 Crore related to distribution offices), therefore remaining amount Rs. 75.16 Crore (76.06 – 0.90) has been booked by some distribution offices and O/o CE/TS against such already executed/undertaken works under RDSS. The list of works is attached as **Annexure- 19c** (in MS Excel format).
10. Further, expenditure under '**Others**' of Rs. 6.42 Crore is mainly on purchase of head office items such as Laptops, water coolers, steel racks, solar rooftop payment, 5KV Insulation Tester (Digital Megger) etc. Besides an expenditure of Rs. 0.88 Crore under HVDS sub scheme relates to the amount paid to the firm M/s PAN Industries against WO No. 55 including the amount of interest capitalization for FY 2023-24. The detail of list of purchase of head office items is attached as **Annexure-19d**.
11. As per the Hon'ble Commission, the capital expenditure under '**Release of New Connections**' and '**Contributory Works**' will be funded through Service connection charges and consumer contributions respectively. Therefore, the actual expenditure under said schemes is now submitted as Rs. 277.05 Crore under 'Release of New Connections' and Rs. 61.15 Crore under 'Contributory Works'.

B. FY 2025-26

12. The overall approved capital expenditure for PSPCL for FY 2025-26, projected to be incurred and difference thereof is tabulated below:

Table 5: Comparison of approved & projected CAPEX for PSPCL during FY 2025-26 (Rs. Crore)

S. No.	Particulars	FY 2025-26		
		Approved	Projected	Difference
		(A)	(B)	(C = B - A)
1	Generation schemes	341.72	693.13	351.41
2	SKPP (not considered by PSERC)	-	753.60	753.60
3	BBMB (not considered by PSERC)	-	-	-
4	SYL (not considered by PSERC)	-	1.00	1.00
5	Total Generation Capex (1 to 4)	341.72	1,447.73	1,106.01
6	Distribution schemes	1,831.57	2,091.18	259.61

- 84 -
H. Kaur

7	RDSS (not considered by PSERC)	-	1,715.00	1,715.00
8	Contributory Works (not considered by PSERC)	-	71.89	71.89
9	Others (not considered by PSERC)	-	-	-
10	Release of New Connection (not considered by PSERC)	-	331.34	331.34
11	Total Distribution Capex (6 to 10)	1,831.57	4,209.42	2,377.85
12	Grand Total (5 + 11)	2,173.29	5,657.15	3,483.86

13. In view of the above, it can be inferred that for the schemes that were approved by the Hon'ble Commission, the now projected capital expenditure for Generation business is higher than the approved amount by Rs. 351.41 Crore, whereas for Distribution business it is higher than the approved amount by Rs. 259.61 Crore.

14. Further, the plant wise breakup of approved capital expenditure, projected to be incurred now and difference thereof as per S. No. 1 of Table 5 above is tabulated below:

Table 6: Comparison of approved & projected CAPEX for Generation business for FY 2025-26 (Rs. Crore)

S. No.	Particulars	FY 2025-26		
		Approved	Actual	Difference
		(A)	(B)	(C = B - A)
1	GGSSSTP	-	218.81	218.81
2	GHTP	39.61	114.47	74.86
3	ASHP	113.44	113.44	-
4	MHP I	113.57	55.05	-58.52
5	MHP II	-	-	-
6	RSD	34.60	42.79	8.19
7	Shanan	5.07	113.14	108.07
8	UBDC	35.43	35.43	-
9	Total Generation Capex	341.72	693.13	351.41

15. The plant wise detailed reasons for incurring excess expenditure are given as follows:

- i) **GGSSSTP:** It is submitted that the various schemes projected to be implemented as submitted in the petition are as follows:

H. Kaus

Table 7: GGSSTP schemes projected in FY 25-26 in the petition (Rs. Crore)

S. No.	GGSSTP Circle	Scheme	Projected CAPEX
1	MM-2	For consultancy services for preparation of technical specification for floating tender for installation of FGD at GGSSTP and GHTP	150
2	MM-1	Empty Gas Cylinders and 04 nos. vehicles	0.80
3	IMC	Upgradation / Migration for replacement of obsolete procontrol P-13/42 system of ATRS/FSSS, HP Bypass, STC, APRDS system of either unit 5 or 6	66.67
4	Operation	Purchase of 02 Nos. Fire Tenders	0.56
5	Operation	Purchase of Bomb Calorimeter, DO Analyser & Dew Point	0.78
		Total	218.81

Now, with the developments in view of Ministry of Power, Govt. of India letter regarding reviewing for deadlines of installation of FGDs up to December 2029 (**Annexure-19e**), approval of BODs for installation of reheaters and withdrawal of scheme at s. no. 3 of Table 7 above, the final requirement of schemes for capital works to be executed for FY 2025-26 are as under:

S. No.	GGSSTP Circle	Scheme	Projected CAPEX
1	MM-2	Design, supply, erection of (Replacement) of existing Re heater, testing and commission of complete re heater on 210 MW Boilers of Unit-3 to 6 at GGSSTP, Rupnagar (Approval attached as Annexure-19f)	107.91
2	MM-1	Empty Gas Cylinders and 04 nos. vehicles	0.80
4	Operation	Purchase of 02 Nos. Fire Tenders (Approval attached as Annexure-19g)	1.13
5	Operation	Purchase of Bomb Calorimeter, DO Analyser & Dew Point	0.78
		Total	110.62

ii) **GHTP:** Following expenditures have been projected to be incurred leading to excess expenditure in FY 2025-26:

- Rs. 67.96 Crore likely to be incurred for FGD installation project
- Rs. 31 Crore for 'Restoration of damaged ESP of unit no. 2 (210MW) of Stage-I'

H. Kaur

iii) **RSD:** Due to non-execution of the scheme 'R&M of existing old auto sequencer & AVR with unit control system compatible to SCADA application including R&M of Bus Bar protection' in previous years and its execution is expected in FY 2025-26. Therefore, excess expenditure amounting to Rs. 8.71 Crore is projected in FY. 2025-26.

iv) **Shanan:** The total expenditure incurred for spillover/deferred schemes and new schemes during FY 2023-24 is only Rs. 0.71 Crore against the approved expenditure of Rs. 119.17 Crore. Therefore, there are a number of works which did not start during FY 2023-24 and all such works are proposed to start in FY 2025-26.

16. Further, it is submitted that Hon'ble Commission has not approved the capital investment proposed by PSPCL for Shahpurkandi Power Project stating that the same shall be considered after its commissioning.

17. It is also intimated that the envisaged expenditure of Rs. 1 Crore is for probable litigation payments for higher land compensation filed by the land owners of the land acquired for Ropar Hydel Power House (RHPH) under SYL Project. The expenditure is being booked as per past practice. Now, it is planned to put a separate scheme for booking of expenditures occurring due to payments for Land Acquisition cases as intimated by office of LAC, PSPCL from time to time.

18. For Distribution business, the breakup of approved capital expenditure, actual incurred and difference thereof as per S. No. 6 of Table 5 above is tabulated below:

Table 8: Comparison of approved & projected CAPEX for Distribution business for FY 2025-26 (Rs. Crore)

S. No.	Particulars	FY 2025-26		
		Approved	Actual	Difference
		(A)	(B)	(C = B - A)
1	System Augmentation, System Improvement and Loss Reduction	1,205.99	1,734.95	528.96
2	IT works	6.00	10.00	4.00
3	Sub Transmission System	450.00	267.92	-182.08
4	Civil works	155.35	73.94	-81.41
5	Shifting of meter	14.23	4.37	-9.86
6	Total Distribution Capex	1,831.57	2,091.18	259.61

19. The scheme wise detailed reasons for incurring excess expenditure are given as follows:

i) **System Augmentation, System Improvement & Loss Reduction:** It is submitted that the new transformers amounting to Rs 609.30 crores were installed against the damaged transformers resulting in increase in expenditure in FY 2023-24. Further,

H.Kaus

the projected expenditure for FY 2025-26 is submitted considering the 15 percent increase in the said scheme for FY 2023-24.


ii) **IT works:** Following is the detail for FY 2025-26 leading to excess projected expenditure:

- Rs. 4 Crore projected for ERP.
- Rs 1.5 Crore projected for Wi Fi and BMS hardware for data center.
- Rs 4.5 Crore projected for desktop, printers and UPS for various offices under PSPCL.

20. In addition to above, under '**RDSS**' expenditure of Rs. 1,715 Crore has been projected to be incurred. In this regard, it is also submitted that Review Petition no. 3 of 2024 has already been filed before the Hon'ble Commission for the said scheme.

21. As per the Hon'ble Commission, the capital expenditure under '**Release of New Connections**' and '**Contributory Works**' will be funded through Service connection charges and consumer contributions respectively. PSPCL is projecting expenditure under said schemes as Rs. 331.34 Crore under 'Release of New Connections' and Rs. 71.89 Crore under 'Contributory Works'.

H.Kaus



New T/Fs issued against Damage T/Fs (Period 04/23 to 03/24)

Sr. No.	T/F Capacity	Controller of S&D(North)	Controller of S&D(South)	Total no. of T/F	Total Expenditure	Total Expenditure In Cr.
		Total No. of T/Fs	Total No. of T/Fs			
1	5 KVA	0		0	0	
2	6.3 KVA	48	36	84	2482452	0.2482452
3	10 KVA 1P	3302	2336	5638	226055610	22.605561
4	10 KVA 3P	9780	10417	20197	893353704	89.3353704
5	15 KVA	0		0	0	0
6	16 KVA	5290	7585	12875	745217875	74.5217875
7	25 KVA	5287	14398	19685	1445745140	144.574514
8	25 KVA S/P	31	20	51	3560463	0.3560463
9	50 KVA	0		0	0	0
10	63 KVA	3255	3659	6914	890115274	89.0115274
11	75 KVA	0		0	0	0
12	100 KVA	4799	4490	9289	1557830323	155.7830323
13	160 KVA	0		0	0	0
14	200 KVA	416	250	666	212583870	21.258387
15	250 KVA	0		0	0	0
16	300 KVA	0		0	0	0
17	315 KVA	45	13	58	32921902.00	3.2921902
18	400 KVA	0		0	0	0
19	500 KVA	47	8	55	83888915.00	8.3888915
20	625 KVA	0		0	0	0
21	630 KVA	0		0	0	0
22	750 KVA	0		0	0	0
23	800 KVA	0		0	0	0
24	1000 KVA	0		0	0	0
Total		32300	43212	75512	6093755528.00	609.3755528

H. Kang

Repaired T/Fs issued against Damage T/Fs (Period 04/23 to 03/24)						
Sr. No.	T/F Capacity	Controller of S&D (North)	Controller of S&D (South)	Total no. of T/F	Total Expenditure	Total Expenditure (In Cr.)
		Number of T/Fs	Number of T/Fs			
1	5 KVA	0		0	0	
2	6.3 KVA	1	0	1	16531	0.0016531
3	10 KVA 1P	45	19	64	1584384	0.1584384
4	10 KVA 3P	38	0	38	1069054	0.1069054
5	15 KVA	0		0	0	0
6	16 KVA	222	0	222	7248966	0.7248966
7	25 KVA	1421	5635	7056	289331280	28.933128
8	25 KVA S/P	0	0	0	0	0
9	50 KVA	0		0	0	0
10	63 KVA	3491	2886	6377	454252841	45.4252841
11	75 KVA	0		0	0	0
12	100 KVA	1221	770	1991	202522529	20.2522529
13	160 KVA	0		0	0	0
14	200 KVA	314	89	403	49393292	4.9393292
15	250 KVA	0		0	0	0
16	300 KVA	32	8	40	3762280	0.376228
17	315 KVA	1	0	1	121485	0.0121485
18	400 KVA	0		0	0	0
19	500 KVA	0	0	0	0	0
20	625 KVA	0		0	0	0
21	630 KVA	0		0	0	0
22	750 KVA	0		0	0	0
23	800 KVA	0		0	0	0
24	1000 KVA	0		0	0	0
Total		6786	9407	16193	1009302642	100.9302642

H.Kans


F.Y. 2023-2024

Sr. No.	New T/Fs issued against Damaged T/Fs (Period 04/21 to 03/22)		Total Expenditure		Sr. No.	Repairs T/Fs issued against Damaged T/Fs (Period 04/21 to 03/22)		Total Expenditure	
	Capacity T/F Capacity	Avg. Rate	Number of T/Fs	Total Expenditure		Capacity T/F Capacity	Avg. Rate	Number of T/Fs	Total Expenditure
1	10 KVA 1P	40095			1	10 KVA 1P	24756		
2	10 KVA 3P	44232			2	10 KVA 3P	28133		
3	100 KVA	167707			3	100 KVA	101719		
4	16 KVA	57881			4	16 KVA	32653		
5	200 KVA	319195			5	200 KVA	122564		
6	25 KVA	73444			6	25 KVA	41005		
7	25 KVA S/P	69813			7	25 KVA S/P	50396		
8	315 KVA	567619			8	300 KVA	94057		
9	500 KVA	1525253			9	315 KVA	121485		
10	6.3 KVA	29553			10	500 KVA	375492		
11	63 KVA	128741			11	6.3 KVA	16531		
					12	63 KVA	71233		

F.Y. 2024-2025

Sr. No.	New T/Fs issued against Damaged T/Fs (Period 04/21 to 03/22)		Total Expenditure		Sr. No.	Repairs T/Fs issued against Damaged T/Fs (Period 04/21 to 03/22)		Total Expenditure	
	Capacity T/F Capacity	Avg. Rate	Number of T/Fs	Total Expenditure		Capacity T/F Capacity	Avg. Rate	Number of T/Fs	Total Expenditure
1	10 KVA 1P	38587			1	10 KVA 1P	25688		
2	10 KVA 3P	43010			2	10 KVA 3P	28914		
3	100 KVA	155860			3	100 KVA	110808		
4	16 KVA	54411			4	16 KVA	30219		
5	200 KVA	309879			5	200 KVA	173409		
6	25 KVA	70728			6	25 KVA	44461		
7	25 KVA S/P	67890			7	25 KVA S/P	50803		
8	300 KVA	283586			8	300 KVA	102797		
9	315 KVA	547800			9	315 KVA	420786		
10	500 KVA	1298055			10	500 KVA	272503		
11	6.3 KVA	29553			11	6.3 KVA	16813		
12	63 KVA	125253			12	63 KVA	81922		

H. Kans


 (ਸ਼੍ਰੀ) ਮਾ. ਨਰਜਿਸ਼ ਮੁਲਾਕਟ
 ਡੀ-4, ਸਰਕਾਰੀ ਵਿਹਾਰ
 ਪੀ. ਐਸ. ਪੀ. ਸੀ. ਐਕ, ਪਟਿਆਲਾ

4

ms-24

ਪੰਜਾਬ ਸਟੇਟ ਪਾਵਰ ਕਾਰਪੋਰੇਸ਼ਨ ਲਿਮਿਟਿਡ
 ਰਜਿਸਟਰਡ ਆਫਿਸ ਪੰ.ਰਾ.ਮਿ.ਖੇ.ਰੀਫ ਆਫਿਸ, ਈ ਸਾਲ, ਪਟਿਆਲਾ-141001
 ਕਾਰਪੋਰੇਟ ਆਫੀਸਿਟੀ ਨੰ: 0401099R201050C033813 Website: www.pspcl.in
 ਦਫਤਰ: ਕੰਟਰੋਲਰ ਆਫ ਸਟੇਜ਼ ਓ ਫਿਨੈਂਸ (ਏਮਪੀ.ਐਫ.), ਸਕਰੀ ਬਿਹਾਰ, ਪੰ.ਰਾ.ਮ.ਕਾ.ਲਿਮ.ਪਟਿਆਲਾ
 ਟੈਲੀਫੋਨ ਨੰ: 0175-2822253 ਈ.ਮੇਲ ਆਈ.ਡੀ: corporate@pspcil.com

ਵੱਲ

ਮੁੱਖ ਇੰਜੀਨੀਅਰ ਸਟੋਰ ਤੋਂ ਵਰਕਸ਼ਾਪ,
 ਪੀ.ਐਸ.ਪੀ.ਸੀ.ਐਲ., ਲੁਧਿਆਣਾ

ਮੀਮੇ ਨੰ 6024/25 ਮਿਤੀ 2/12/24

ਵਿਸ਼ਾ: Regarding reasons for installation of increased no. of new transformers instead of repaired transformers...

ਹਵਾਲਾ: SE/Projects Planning, PSPCL, Patiala ਦਾ ਮੀਮੇ ਨੰ 655 ਮਿਤੀ 25.11.2024 ਜੋ ਕਿ ਆਪ ਜੀ ਦੇ ਦਫਤਰ ਨੂੰ ਸਬੰਧਿਤ ਹੈ।

ਉਪਰੋਕਤ ਵਿਸ਼ੇ ਸਬੰਧੀ SE/Projects Planning, PSPCL, Patiala ਦੇ ਮੀਮੇ ਨੰ 289 ਮਿਤੀ 04.07.2024 ਰਾਹੀਂ ਮੰਗੀ ਗਈ ਸੂਚਨਾ ਪਹਿਲਾਂ ਇਸ ਦਫਤਰ ਦੇ ਮੀਮੇ ਨੰ 3873 ਮਿਤੀ 22.07.24 ਰਾਹੀਂ ਆਪ ਜੀ ਦੇ ਦਫਤਰ ਨੂੰ ਭੇਜੀ ਹੋਈ ਹੈ ਅਤੇ ਹੁਣ SE/Projects Planning, PSPCL, Patiala ਦੇ ਹਵਾਲੇ ਅਧੀਨ ਪੱਤਰ ਰਾਹੀਂ Financial year 2023-24 ਦੌਰਾਨ Damaged Transformers ਦੇ ਅਧੀਨ ਵੱਖ ਵੱਖ ਕਪੈਸਟੀਆਂ ਦੇ ਜਾਰੀ ਕੀਤੇ ਨਵੇਂ ਅਤੇ ਰਿਪੇਅਰਡ ਟਰਾਂਸਫਾਰਮਰ ਸਬੰਧੀ ਟ/ਰ ਦੀ ਗਿਣਤੀ (Revised) ਇਸ ਦਫਤਰ ਅਧੀਨ ਆਉਂਦੇ ਕੇਂਦਰੀ ਭੰਡਾਰ ਅਤੇ ਇਹਨਾਂ ਦੇ Average rate ਲੇਖਾ ਅਫਸਰ/ਮੁਲਾਂਕਣ, ਪਟਿਆਲਾ ਦੇ ਦਫਤਰ ਪਾਸੋਂ ਪ੍ਰਾਪਤ ਕਰਕੇ ਕੰਪਾਈਲ ਕਰਨ ਉਪਰੰਤ ਕੰਪੀਲਟ ਡਾਟਾ ਆਪ ਜੀ ਨੂੰ ਭੇਜਦੇ ਹੋਏ ਦੱਸਿਆ ਜਾਂਦਾ ਹੈ ਕਿ ਸਟੋਰ ਵਿਖੇ ਟਰਾਂਸਫਾਰਮਰਾਂ ਦੀ ਇੰਨਵੈਟਰੀ ਵਿੱਚ ਨਵੇਂ ਜਾਂ ਰਿਪੇਅਰ ਕੀਤੇ ਟਰਾਂਸਫਾਰਮਰਾਂ ਦੀ ਗਿਣਤੀ ਦੀ ਉਪਲਬਧਤਾ ਦਾ ਕੰਟਰੋਲਰ ਸਟੋਰ ਦਫਤਰ ਕੋਲ ਨਹੀਂ ਹੁੰਦਾ। ਟਰਾਂਸਫਾਰਮਰਾਂ ਦੀ ਉਪਲਬਧ ਇੰਨਵੈਟਰੀ ਵਿੱਚੋਂ ਐਸ.ਆਰ ਵਿਰੁੱਧ ਟਰਾਂਸਫਾਰਮਰ ਜਾਰੀ ਕਰਨ ਵਾਲੇ ਸਟੋਰ ਵੱਲੋਂ FIFO Policy ਅਪਣਾਈ ਜਾਂਦੀ ਹੈ ਜੋ ਕਿ IT Portal ਦੇ ਲਾਜਿਕ ਵਿੱਚ implement ਕੀਤੀ ਹੋਈ ਹੈ।

ਨੱਥੀ: ਉਪਰੋਕਤ ਅਨੁਸਾਰ (Annex-A)

ਕੰਟਰੋਲਰ ਆਫ ਸਟੇਜ਼ ਓ ਫਿਨੈਂਸ (ਦੱਖਣ),
 ਪੰ.ਰਾ.ਮ.ਕਾ.ਲਿਮ. ਪਟਿਆਲਾ

ਸੀ ਸੀ
 SE/Projects Planning, PSPCL, Patiala ਨੂੰ ਉਹਨਾਂ ਦੇ ਮੀਮੇ ਨੰ 655 ਮਿਤੀ 25.11.2024 ਦੇ ਸਬੰਧ ਵਿੱਚ ਸੂਚਨਾ ਅਤੇ ਅਗਲੇਰੀ ਕਾਰਵਾਈ ਕਰਨ ਹਿੱਤ।

H.Keus

Amman A

F.Y 2023-24

SR NO	CAPACITY	F.Y 2023 24			REPAIRED OR ISSUED AGAINST DAMAGED TEL (PERIOD 1/1/23 TO 31/12)		
		AVG RATE	NUMBER OF T.S	TOTAL EXPENDITURE	AVG RATE	NUMBER OF T.S	TOTAL EXPENDITURE
1	5KVA						
2	6.3KVA	29553	36	1063908	16531	0	0
3	10KVA 1P	40095	2336	93661920	24756	19	470364
4	10KVA 3P	44232	10417	460764744	28133	0	0
5	15KVA						
6	16KVA	57881	7585	439027385	32653	0	0
7	25KVA	73444	14398	1057446712	41005	5635	231063175
8	25KVA S/P	69813	20	1396260	50396	0	0
9	50KVA						
10	63KVA	128741	3659	471063319	71233	2886	205578438
11	75KVA						
12	100KVA	167707	4490	753004430	101719	770	78323630
13	160KVA						
14	200KVA	319195	250	79798750	122564	89	10908196
15	250KVA						
16	300KVA		0	0	94057	8	752456
17	315KVA	567619	13	7379047	121485	0	0
18	400KVA						
19	500KVA	1525253	8	12202024	375492	0	0
20	625KVA						
21	630KVA						
22	750KVA						
23	800KVA						
24	1000KVA						
	TOTAL		43212	3376808499		9407	527096259

Note: Avg rates are taken from the office of AO/Evaluation, PSPCL, Patiala.

[Signature]
 Controller of Stores & Disposal (South)
 P.S.P.C.L., PATIALA.

H. Kaur

[Stamp]
 No. / M. /
 Cont.

2

ਦਫ਼ਤਰ ਲੇਖਾ ਅਫ਼ਸਰ ਮੁਲਾਂਕਣ ਡੀ-4, ਸ਼ਕਤੀ ਵਿਹਾਰ, ਪਟਿਆਲਾ

ਈ.ਮੇਲ ਆਈ.ਡੀ: aoeva.store@gmail.com ; ਫੋਨ ਨੰ: 96461-11052

(ਰਜਿ ਆਫਿਸ : ਪੀ.ਐੱਸ.ਪੀ.ਸੀ.ਐਲ, ਰੈੱਡ ਆਫਿਸ, ਦੀ ਮਾਲ ਰੋਡ, ਪਟਿਆਲਾ - 147001

ਕਾਰਪੋਰੇਟ ਆਈਡੈਂਟੀ ਨੰ. U40109PB2010SGC033813

ਵੱਲ :

ਕੰਟਰੋਲਰ ਆਫ ਸਟੋਰਜ ਤੇ ਡਿਸਪੇਂਜਲ (ਦੱਖਣ),

ਪੰ:ਰਾ:ਪਾ:ਕਾ:ਲਿਮ. ਪਟਿਆਲਾ।

Adtl. SE(D)/A.O.(D)/P.A./JUDG
Sr. Asstt./Cir. Asstt.

914
22/7/24

JES

Diary No. Dt.

ਮੀਮੇ ਨੰ. 392

ਮਿਤੀ 22/07/2024

22/7/24

ਵਿਸ਼ਾ :

Regarding reasons for installation of increased no. of new transformers instead of repaired transformers

ਹਵਾਲਾ :

ਆਪ ਜੀ ਦੇ ਦਫ਼ਤਰ ਦੇ ਮੀਮੇ ਨੰ. 3874 ਮਿਤੀ 19/07/2024 ਸੰਬੰਧੀ।

ਉਪਰੋਕਤ ਵਿਸ਼ੇ ਦੇ ਸੰਬੰਧੀ ਹਵਾਲੇ ਅਧੀਨ ਮੰਗੀ ਜਾਣਕਾਰੀ ਆਪ ਜੀ ਨੂੰ ਜਾਣਕਾਰੀ ਅਤੇ ਅਗੇਤਰੀ ਕਾਰਵਾਈ ਹਿੱਤ ਭੇਜੀ ਜਾਂਦੀ ਹੈ ਜੀ।

ਨੱਥੀ :- ਪਰਫਾਰਮਾ

ਲੇਖਾ ਅਫ਼ਸਰ/ਮੁਲਾਂਕਣ,
ਪੀ.ਐੱਸ.ਪੀ.ਸੀ.ਐਲ. ਪਟਿਆਲਾ।

H.kaus

**INFORMATION REDGARDING NEW/REPAIRED DAMAGED T/Fs UNDER C/STORE VERKA,AMRITSAR
F.Y. 2023-24**

sr no.	Capacity T/F Capacity	New T/Fs issued against Damaged T/Fs			Repaired T/Fs issued against Damaged		
		Avg. Rate	No. of T/Fs.	Total Expenditure	Avg. Rate	No. of T/Fs.	Total Expenditure
1	6-3KVA	0	8	0	0	1	0
2	10KVA S/P	40964	1598	65460472	25672	45	1155240
3	10KVA 3P	50817	5237	266128629	0	38	0
4	16KVA	59265	2409	142769385	0	211	0
5	25KVA	77932	2350	183140200	45672	162	7398864
6	25KVA S/P	47185	16	754960	0	0	0
7	63 KVA	134974	1541	207994934	86597	513	44424261
8	100KVA	185923	1779	330757017	10719	266	2851254
9	200KVA	309305	87	26909535	180472	60	10828320
10	300KVA	0	0	0	0	0	0
11	315KVA	575567	10	5755670	0	0	0
12	500KVA	1392600	2	2785200	0	0	0

Sr.XEN
C/STORE VERKA
AMRITSAR.

H.Kaur

FY 2023-2024 for Central Store Pathankot

S.NO	CAPACITY T/F CAPACITY	NEW T/Fs ISSUED AGAINST DAMAGED T/F			FIRM REPAIRED T/Fs ISSUED AGAINST		
		AVG RATE	No. of T/Fs	TOTAL EXPENDITURE	AVG RATE	NUMBER OF T/F	TOTAL EXPENDITURE
1	5KVA						
2	6.3KVA						
3	10KVA 1P	40964	714	29248296			
4	10KVA 3P	50817	1561	79325337			
5	15KVA		0	0			
6	16KVA	59265	246	14579190			
7	25KVA	77932	743	57903476	45671.8	359	16396176.2
8	25 KVA S/P	73712	2	147424		0	0
9	50KVA		0	0		0	0
10	63KVA	134974	815	110003810	86597	757	65553929
11	75KVA		0	0		0	0
12	100KVA	185923	419	77901737	104719.6	465	48694614
13	160KVA		0	0		0	0
14	200KVA	309305	16	4948880	18919	41	775679
15	250KVA		0	0		0	0
16	300KVA		0	0	286270	1	286270
17	315KVA	356276	1	356276		0	
18	400 kva						
19	500 kva						

H. Kans

Store Ludhiana, Khanna and Jagraon F.Y. 2023-2024

Sr. No.	Capacity		New T/Fs issued against Damage T/Fs (Period		Repaired T/Fs issued against Damage T/Fs		
	T/F Capacity	Avg. Rate	Number of T/Fs	Total expenditure	Avg. Rate	Number of T/Fs	Total expenditure
1	5 KVA	0	0	0	0	0	0
2	6.3 KVA	25000	1	25000	0	0	0
3	10 KVA 1P	40964	171	7004844	0	0	0
4	10 KVA 3P	50817	608	30896736	0	0	0
5	15 KVA	0	0	0	0	0	0
6	16 KVA	59265	1052	62346780	0	0	0
7	25 KVA	77932	648	50499936	45671.8	344	15711099.2
8	25 KVA S/P	47185	9	424665	0	0	0
9	50 KVA	0	0	0	0	0	0
10	63 KVA	134974	261	35228214	86597	490	42432530
11	75 KVA	0	0	0	0	0	0
12	100 KVA	185923	844	156919012	104719.6	25	2617990
13	160 KVA	0	0	0	0	0	0
14	200 KVA	309305	222	68665710	180472	85	15340120
15	250 KVA	0	0	0	0	0	0
16	300 KVA	0	0	0	327000	23	7521000
17	315 KVA	575567	26	14964742	0	0	0
18	400 KVA	0	0	0	0	0	0
19	500 KVA	1392600	42	58489200	0	0	0
20	625 KVA	0	0	0	0	0	0
21	630 KVA	0	0	0	0	0	0
22	750 KVA	0	0	0	0	0	0
23	800 KVA	0	0	0	0	0	0
24	1000 KVA	0	0	0	0	0	0

Handwritten notes and signatures at the top of the page.

Central State: Maharashtra F.Y. 2022-2024

Sr. no	Capacity T/F Capacity	New T/Fs issued against Damage T/Fs (Period 04/23 to 03/24)		Repairs T/Fs issued against Damage T/Fs (Period 04/23 to 03/24)	
		Avg. Rate	Number Of T/Fs	Avg. Rate	Number Of T/Fs
1	5 KVA				
2	6.3 KVA				
3	10 KVA 1-PH	42964	130	5325320	
4	10 KVA 3-PH	50817	97	4920249	
5	15 KVA				
6	16 KVA	59265	150	889750	
7	25 KVA	77932	209	24989288	
8	25 KVA 1-PH				
9	50 KVA				
10	63 KVA	134974	145	19571230	273
11	75 KVA				
12	100 KVA	185923	186	34581678	71
13	150 KVA				
14	200 KVA	309305	6	1855810	
15	250 KVA				
16	300 KVA				
17	400 KVA				
18	500 KVA	1392600	1	1392600	

O/A State: NR F.Y. 2023-2024

Sr. no	Capacity T/F Capacity	New T/Fs issued against Damage T/Fs (Period 04/23 to 03/24)		Repairs T/Fs issued against Damage T/Fs (Period 04/23 to 03/24)	
		Avg. Rate	Number Of T/Fs	Avg. Rate	Number Of T/Fs
1	5 KVA				
2	6.3 KVA				
3	10 KVA 1-PH	42964	112	4537968	
4	10 KVA 3-PH	50817	161	8181537	
5	15 KVA				
6	16 KVA	59265	197	11675205	
7	25 KVA	77932	177	13793964	99
8	25 KVA 1-PH				
9	50 KVA				
10	63 KVA	134974	77	10392598	233
11	75 KVA				
12	100 KVA	185923	261	48525903	53
13	150 KVA				
14	200 KVA	309305	1	309305	
15	250 KVA				
16	300 KVA				
17	400 KVA				
18	500 KVA				

O/A State: Odisha F.Y. 2023-2024

Sr. no	Capacity T/F Capacity	New T/Fs issued against Damage T/Fs (Period 04/23 to 03/24)		Repairs T/Fs issued against Damage T/Fs (Period 04/23 to 03/24)	
		Avg. Rate	Number Of T/Fs	Avg. Rate	Number Of T/Fs
1	5 KVA				
2	6.3 KVA				
3	10 KVA 1-PH	40965	124	5079660	
4	10 KVA 3-PH	50817	338	17176146	
5	15 KVA				
6	16 KVA	59265	76	4501140	
7	25 KVA	77932	93	7247676	96
8	25 KVA 1-PH				
9	50 KVA				
10	63 KVA	134974	15	2024610	224
11	75 KVA				
12	100 KVA	185923	49	9110227	95
13	150 KVA				
14	200 KVA	309305	2	618610	12
15	250 KVA				
16	300 KVA				
17	400 KVA				
18	500 KVA				

100

H.Kang

Central Store JALANDHAR F.Y 2023-2024

Sr. no	Capacity T/F Capacity	New T/fs issued against Damage T/fs (Period 04/23 to 03/24)		Repaired T/fs issued against Damage T/fs (Period 04/23 to 03/24)	
		Avg Rate	Number Of T/fs	Avg Rate	Number Of T/fs
					Total Expenditure
					Total Expenditure
1	5 KVA				
2	6.3 KVA				
3	10 KVA 1-PH	40964	17		696388
4	10 KVA 3-PH	50817	728		36994776
5	15 KVA				
6	16 KVA	59265	185		10964025
7	25 KVA	77932	201	45671.8	15664332
8	25 KVA 1-PH		3		1415825.8
9	50 KVA				
10	63 KVA	134974	34	86597	4589116
11	75 KVA				
12	100 KVA	185923	235	104719.6	43691905
13	160 KVA				
14	200 KVA	309305	44	92231	13609420
15	250 KVA				
16	300 KVA				
17	315 KVA	232321	7	183476	1626247
18	400 KVA				
	500 KVA	1392600	2		2785200

Store KAPURTHALA F.Y 2023-2024

Sr. no	Capacity T/F Capacity	New T/fs issued against Damage T/fs (Period 04/23 to 03/24)		Repaired T/fs issued against Damage T/fs (Period 04/23 to 03/24)	
		Avg Rate	Number Of T/fs	Avg Rate	Number Of T/fs
					Total Expenditure
					Total Expenditure
1	5 KVA				
2	6.3 KVA	28974	39		1129986
3	10 KVA 1-PH	40964	156		6390384
4	10 KVA 3-PH	50817	413		20987421
5	15 KVA				
6	16 KVA	59265	206		12208590
7	25 KVA	77932	263	45671.8	20496116
8	25 KVA 1-PH				
9	50 KVA				
10	63 KVA	134974	204	86597	27534696
11	75 KVA				
12	100 KVA	185923	415	104719.6	77158045
13	160 KVA				
14	200 KVA	309305	15		4639575
15	250 KVA				
16	300 KVA				
17	315 KVA				
	400 KVA				

H. Kaur

Outlet Store Nakodar F.Y 2023-2024

Sr. no	Capacity T/F Capacity	New T/Fs issued against Damage T/Fs (Period 04/23 to 03/24)		Total Expenditure	Repaired T/Fs issued against Damage T/Fs (Period 04/23 to 03/24)		Total Expenditure
		Avg Rate	Number Of T/fs		Avg Rate	Number Of T/fs	
1	5 KVA						
2	6.3 KVA						
3	10 KVA 1-PH	40964	187	7660268			
4	10 KVA 3-PH	50817	545	27695265			
5	15 KVA						
6	16 KVA	59265	633	37514745			
7	25 KVA	77932	371	28912772	45671.8	84	3836431.2
8	25 KVA 1-PH	56431	1	56431			
9	50 KVA						
10	63 KVA	134974	129	17411646	86597	210	18185370
11	75 KVA						
12	100 KVA	185923	305	56706515	104719.6	35	3665186
13	160 KVA						
14	200 KVA	309305	2	618610	309305	2	618610
15	250 KVA						
16	300 KVA						
17	315 KVA						
18	400 KVA						
19	500 KVA						

Outlet Stor Phagwara F.Y 2023-2024

Sr. no	Capacity T/F Capacity	New T/Fs issued against Damage T/Fs (Period 04/23 to 03/24)		Total Expenditure	Repaired T/Fs issued against Damage T/Fs (Period 04/23 to 03/24)		Total Expenditure
		Avg Rate	Number Of T/fs		Avg Rate	Number Of T/fs	
1	5 KVA						
2	6.3 KVA						
3	10 KVA 1-PH	40964	93	3809652			
4	10 KVA 3-PH	50817	92	4675164			
5	15 KVA						
6	16 KVA	59265	136	8060040	39452	11	433972
7	25 KVA	77932	132	10287024	45671.8	27	1233138.6
8	25 KVA 1-PH						
9	50 KVA						
10	63 KVA	134974	34	4589116	86597	175	15154475
11	75 KVA						
12	100 KVA	185923	306	56892438	104719.6	4	418878.4
13	160 KVA						
14	200 KVA	309305	21	6495405	190000	11	2090000
15	250 KVA						
16	300 KVA						
17	315 KVA	525000	1	525000			
18	400 KVA						
19	500 KVA	1392600		0			

H. Kaur



**Punjab State Power Corporation Limited**

Office: Chief Engineer/Distribution (South), Shed No. D-2, Shakti Vihar, Patiala
Office: PSEB Head Office, The Mall, Patiala-147001
Corporate ID : U40109PB2010SGC033813
E-Mail: ce.ds.south@gmail.com | PH: 0175-2920114 | Fax: 0175-2211424

To

SE/Project Planning
PSPCL, Patiala.

Memo No. 10689

Date 19-12-24

Sub:- Petition No.61 of 2024 for True-up of FY 2023-24 and ARR for FY 2025-26:- Deficiencies thereof.

Ref: SE/Project Planning PSPCL, Patiala Memo No.752/MIS-55 dated 17.12.2024

With reference to the subject cited above, all the DDOs has intimated that expenditure of Rs 0.2410 crores incurred under other scheme in F.Y 2023-24 for the payment of purchase of Laptop & watercoolers etc..DDO wise detail is attached

This is for your kind information and further necessary action pl.

DA/As above


Addl/SE Works,
For CE/Op.(South) Patiala.
PSPCL Patiala.

H.Kaur

Information of Expenditure booked under Scheme Others during 2023-24

Sr.No	7 digit BC Code of Budget Center	Name of Budget Center	Location code of DDO Office	Amount Booked In Absolute (Lakhs.)	Nature of Expenditure booked under scheme OTHER
1	3010203	OP Sub Urban Divn Patiala	393	3.59	Amount Rs. 143240/- booked for Water cooler, 150000/- booked for 3 SDO's Laptops & Rs. 85000/- booked for Xen's Laptop.
2	3010201	OP West Divn Patiala	392	0.50	Amt of Rs 0.50 Lacs has been booked for purchase of Lap Top
3	3010202	OP East Divn Patiala	391	5.80	Rs. 22405 booked for Water coolers, AC & furniture was purchased of Rs. 356000 with the approval of higher authorities.
4	3010204	OP Divn Nabha	395	1.00	Amt of Rs 1.00 Lacs has been booked for purchase of Lap Top
5	3010206	Op Divn Rajpura	394	3.50	Amount Rs. 200000/- booked for 4 Laptops of SDO's & Rs. 149500/- for U-chq payment for Head Office
6	3010205	Op Divn Samana	396	1.93	Water cooler Exps booked of Rs. 143240/- & Rs. 50000/- booked for SDO
7	3010207	Op Divn Model Town Pta	400	1.15	Rs. 85000/- booked for Xen Laptop & Rs. 50000/- booked for SDO Laptop
				17.47	
8	3010501	Op Divn Ropar	411	0.85	Amt Of Rs 0.65 has been booked for purchase of Lap Top
9	3010502	Op Divn Anandpur Sahib	413	0.00	Nil
10	3010504	Op Divn Kharar	412	0.00	Nil
11	3010503	Op Divn Samrala	425	0.00	Nil
				0.65	
12	3010301	Op Divn Sangrur	431	0.88	Issued U cheque for purchase of water cooler as per instructions received from WAD section.
13	3010302	Op Divn Sunam	432	0.43	Issued U cheque for purchase of water cooler as per instructions received from WAD section.
14	3010303	Op Divn Lehra Gaga	438	0.32	Issued U cheque for purchase of water cooler as per instructions received from WAD section.
15	3010304	Op Divn Patran	398	2.12	Amt of Rs 1.80 has been booked for purchase of Lap Top and Amount of Rs 0.32 Lakh for purchase of Watercooler
16	3010305	Op Divn Dirba	502	1.81	Amt of Rs 1.31 has been booked for purchase of Lap Top and Amount of Rs 0.50 Lakh for purchase of Watercooler
17	3010401	Op Divn Dhuri	439	0.73	Issued U cheque for purchase of water cooler as per instructions received from WAD section.
				6.29	
18	3010801	Op Divn Mohali	414	3.86	Amt of Rs 2.38 has been booked for purchase of Lap Top and Amount of Rs 1.48 Lakh for purchase of Watercooler
19	3010802	Op Divn Zirakpur	415	0.32	Issued U cheque for purchase of water cooler as per instructions received from WAD section.
20	3010803	Op Divn Ludhiana	417	0.77	Issued U cheque for purchase of water cooler as per instructions received from WAD section.
				4.95	
21	3010403	Op Divn City Banwala	433	0.75	Amount relates to scheme 43 (SIS) which wrongly entered in scheme 46 during finalization of accounts
22	3010404	Op Divn Sub Barnala	437	1.83	Amt of has been booked for purchase of Lap Top
23	3010402	OP Divn Malerkotla	434	-7.54	Amount of RS 10.38 Lakhs wrongly booked to this scheme transferred and amount of Rs 2.84 Lakhs booked for purchase of laptop and bill of watercooler. Hence balance is -7.54 Lakhs
				-5.28	
				24.10	

H. Kans

Subject: Re: Petition (No. 61 of 2024) for Ture - up of FY 2023 24 and ARR for FY 2025 - 26 : - Deficiencies thereof.

From: AO CASH <ao-cash@pspcl.in> on Tue, 17 Dec 2024 16:59:37

To: "Bhupinder Singh " <se-plan2@pspcl.in>

Sir

Most respectfully it is submitted that expenditure booked to GH 14 (amounting to Rs 6424535). Actual expenditure is booked under these group heads and **expenditure is made after sanction from competent authority.** It is certified that there is no difference in the sanctioned , expenditure made and projected expenditure. FURTHER all the expenditure is capitalized in same FY as expenditure relates to purchase of furniture, water cooler, electronic items and vehicles etc .Formally it is booked primary in the GH 14 , thereafter it is transferred to GH 10.

This is for your information and n/a please.

Regards
AO/Cash,
PSPCL, Patiala

From: se-plan2@pspcl.in
Sent: Tue, 17 Dec 2024 15:01:59
To: "AO CASH " <ao-cash@pspcl.in>
Cc: "asemispspcl " <asemispspcl@gmail.com>
Subject: Petition (No. 61 of 2024) for Ture - up of FY 2023 24 and ARR for FY 2025 - 26 : - Deficiencies thereof.

Please find enclosed letter here with.

Disclaimer: This e-mail contains PRIVILEGED AND CONFIDENTIAL INFORMATION intended solely for the use of the addressee(s). If you are not the intended recipient, please notify the sender by e-mail and delete the original message. Further, you are not to copy, disclose, or distribute this e-mail or its contents to any other person and any such actions are unlawful. This e-mail may contain viruses. PSPCL has taken every reasonable precaution to minimize this risk but is not liable for any damage you may sustain as a result of any virus in this e-mail. You should carry out your own virus checks before opening the e-mail or attachment. PSPCL reserves the right to monitor and review the content of all messages sent to or from this e-mail address. Messages sent to or from this e-mail address may be stored on the PSPCL e-mail system.

Disclaimer: This e-mail contains PRIVILEGED AND CONFIDENTIAL INFORMATION intended solely for the use of the addressee(s). If you are not the intended recipient, please notify the sender by e-mail and delete the original message. Further, you are not to copy, disclose, or distribute this e-mail or its contents to any other person and any such actions are unlawful. This e-mail may contain viruses. PSPCL has taken every reasonable precaution to minimize this risk but is not liable for any damage you may sustain as a result of any virus in this e-mail. You should carry out your own virus checks before opening the e-mail or attachment. PSPCL reserves the right to monitor and review the content of all messages sent to or from this e-mail address. Messages sent to or from this e-mail address may be stored on the PSPCL e-mail system.

H. Kous

INFORMATION REGARDING SCHEME CODE 46 under Border Zone, PSPCL, Amritsar

Name of Circle	Name of Divn.	DIVISIONID	ACCT_CODE	SCH_CODE	EXPENDITURE (IN RS.)	PURPOSE
GURDASPUR	City Pathankot	321	14.904	46	65000	Purchase of Laptop
	Sub Pathankot	322	14.801	46	18585	Purchase of Water cooler
		322	14.904	46	65000	Purchase of Laptop
	Gurdaspur	323	14.801	46	31726	Purchase of Water cooler
		323	14.904	46	405000	Purchase of Laptop
	Distriktal	324	14.801	46	43693	Purchase of Water cooler
	City Batala	325	14.801	46	12685	FOR PROVIDING WATERCOOLER
		326	14.801	46	38052	FOR PROVIDING WATERCOOLER
	Sub Batala	326	14.904	46	130000	FOR PURCHASING LAPTOP
		327	14.801	46	19030	Water Cooler
Qadian	327	14.904	46	65000	Purchase of Laptop	
TOTAL						893771
TARN TARAN	Suburban Tarn Taran	342	14.801	46	19035	Booking of Water Cooler
	Rasva Beas	344	14.801	46	25380	Booking of Water Cooler
	City Tarn Taran	341	14.801	46	47087	Booking of Water Cooler
	Shahwird	346	14.904	46	65000	Booking of Laptop
	TOTAL					
SUBURBAN ASR	East Amritsar	331	14.801	46	0	
	West Amritsar		14.804	46	0	
			14.801	46	0	
			14.904	46	0	
	Suburban Amritsar		14.801	46	36800	Purchase of AC
			14.801	46	12685	Purchase of Water cooler
Ainala		14.904	46	30326	Purchase of 5 No. Laptop & 1 AC	
		14.801	46	6785	Purchase of Water cooler	
		14.904	46	149250	Purchase of 3 No. Laptop	
Landiela		14.801	46	0		
		14.904	46	0		
TOTAL						507546

PSPCL PUNJAB STATE POWER CORPORATION LIMITED

Account Head Information (Progressive) of Chief-CE CENTRAL LUDHIANA(007) for the Month of March Final'2024

Account Code : 14.801 - Furniture and fixture - office

Scheme Code : 45 - Head Office

Sr. No.	Location Code	Division Name	Balance at the end of Previous Year		Balance at the end of Previous Month		Transaction during the Month		Balance At the End of Current Month	
			Dr.	Cr.	Dr.	Cr.	Dr.	Cr.	Dr.	Cr.
1	522	AFDRP DIVN LUDHIANA '04'	0	0	31880	31880	0	0	31880	31880
GRAND TOTAL			0	0	31880	31880	0	0	31880	31880

H. Kaur

*Approved on WhatsApp from
Sd/- Verna of MCHG
Case No. 10*

Petition (No 61 of 2024) for True-up of FY 2023-24 and ARR for FY 2025-26
Deficiencies there of. (09-Spillover)

No	Division	Scheme	Expenditure	Details
	Jalandhar	Others	0.00	0
		Total	0.00	0
			12302120.00	Fully Automatic 30 no. Test bench Installed on 06.04.2023
	Patiala	Others	108000.00	Purchase of 3 No. AC
			11008.00	Purchase of Water filter
		Total	12441128.00	
	Amritsar	Others	115000.00	Purchase of 2 No Laptop
		Total	115000.00	
			70200.00	Purchase of 2 No AC
			31008.00	Water filter
	Ludhiana	Others	150000.00	Purchase of 3 No Laptop
			65000.00	Purchase of 1 No Laptop
		Total	316208.00	
			10129.00	Payment of field testing Equipment for enforcement squads under P.O no.10/2024 dated 15.03.2024 of o/o ASE Enf-cum EA &MMTS-2 Bathinda
	Bathinda	Others	102000.00	Procurement of 03 no. Acs for Enforcement teams installed in Meter checking rooms under P.O no.02 dated 27.06.2023 of O/o ASE/ME Div bathinda
			65000.00	Payment of 01 no. Laptop ASE ME Bathinda under Laptop Policy
		Total	177129.00	
		Grand Total	13049465.00	

No. 6313

Date 18/12/2024

पुस्तक क्रमांक 6313 दिनांक 18.12.2024 को प्रस्तुत की गई है। इसमें 9750 सिटी 17.12.2024 के पत्रों में प्रस्तुत किए गए हैं।
पत्रों के क्रमांक नं. 6300 दिनांक 18.12.2024 के पत्रों में प्रस्तुत की गई हैं।

DY. CE Metering Circle
PSPCL Jalandhar

Encl. No. 9779 DL. 18-12-2024
Forwarded to o/o SE Project Planning in ref to
memo No. 745/MIS-55 DL. 17/12/24


(Signature)

Addl. S.E./Procurement
Metering, P.S.E. 8, Patiala

Capital Statement of Division- NORTH ZONE, JALANDHAR April to March Recast-II F.Y. 2023_2024			
Sr. No.	Project	GH.14(Dr.) for 046 Head Office Scheme	
	JALANDHAE CIRCLE TOTAL	0.0144757	NOTE: As per PSPCL Compilation Jalandhar Circle total OTHERS SCHEME HEAD OFFICE(46) TOTAL 209757 AND OTHERS SCHEME REC PLAN (49) 115000. In circle Jalandhar total as per compilation LOCATION CODE 379 OTHERS SCHEME HEAD OFFICE(46) TOTAL 65000 AND OTHERS SCHEME REC PLAN (49) 115000 included.
	HOSHIARPUR CIRCLE TOTAL	0.0657741	Rs.5,49,800 is booked against the purchase of laptops for Officers as per LAPTOP POLICY against allotted budget of Rs 5,49,800/- and Rs 1,07,827/- is booked for Water Coolers. against U Cheque to AO/CPC Patiala
	NAWANSHAHAR CIRCLE TOTAL	0.0351990	Rs.0.0115 Crore is booked against the purchase of laptops for Officers as per LAPTOP POLICY against allotted budget of Rs 5,49,800/- and Rs 10,0031715 Crore booked for Water Coolers against U Cheque to AO/CPC Patiala.
	KAPURTHALA CIRCLE TOTAL	0.0400000	Purchase water coller and laptop.
	NORTH ZONE TOTAL	0.1554488	

Dy.C.E./Head Qtr.-Cum-Admn.,
C.E/Op. North, PSPCL, Jalandhar

H. Kaur



OFFICE: CHIEF ENGINEER/P&M, PSPCL, SCADA Building, Sarabha Nagar, Ludhiana
Phone no.:0161-2921859 E-mail ce-pm-lhd@pspcl.in

To
SE/ Projects Planning,
PSPCL, Patiala.


Memo No.: 12006

Dated: 20.12.2024

Subject: Petition(No. 61 of 2024) for True-up of FY 2023-24 and ARR for FY 2025-26:- Deficiencies thereof.
Ref: Your office letter no. 746/MIS-55 dated 17.12.2024

In context of above-cited subject and letter under reference, detailed information received from P&M circles pertaining to the expenditure incurred under others scheme in F.Y 2023-24 is being sent to your office for information and further necessary action.

.DA/As above


O/o ASE/Works
EIC/P&M,
PSPCL, Ludhiana.
20.12.2024

Hkans

Compiled information under Others P&M zone Ludhiana for FY 2023-24

S.No.	Name of Circle	Name of Division Office	Group Head	AMT. in LACS	Remarks
1	Jalandhar	Under Divisions	14.801	806341	Water Cooler (AO CPC)
		ADD. SE O&M DIV. JLDH			1 NO. LAPTOP ADD. SE O&M DIV. JLDH. (RS 65000/-)
		ADD. SE O&M DIV. JLDH			1 NO. LAPTOP ADD. SE PROTECTION DIV. JLDH. (RS 65000/-)
		ADD. SE O&M DIV. KAPURTHALA			1 NO. LAPTOP ADD. SE O&M DIV. KAPURTHALA. (RS 65000/-)
		A.E.E PROTECTION DIV. KAPURTHALA			1 NO. LAPTOP A.E.E PROTECTION DIV. KAPURTHALA. (RS 50000/-)
		ADD. SE. CIVIL DIV. JLDH	14.904	553100	1 NO. LAPTOP ADD. SE. CIVIL DIV. JLDH. (RS 65000/-)
		AEE. CIVIL DIV. JLDH. JLDH			1 NO. LAPTOP AEE. CIVIL DIV. JLDH. (RS 50000/-)
		AE CIVIL DIV. JLDH			1 NO. LAPTOP AE CIVIL DIV. JLDH. (RS 50000/-)
		SN. XEN. TECH. AUDIT JLDH. J			1 NO. LAPTOP SN. XEN. TECH. AUDIT JLDH. (RS 65000/-)
					Civil works maintenance RS -13100/-
2	Amritsar	Total		1359441	
		O&M Division No.1.	14.801	531661	20 No. Water Cooler installed
		Amritsar	14.904	265000	5 No. Laptop purchased by 4 No. SSE & 1 No.
		O&M Division No.2.	14.801	689700	02 No. Water Cooler IUT Bill No. 1-710-1224-
		Amritsar	14.904	115000	02 No. Laptop purchased under Laptop Policy (I
		Civil Const&Mtc Division.	14.801	31000	Water Cooler IUT Bill No. 1-710-1224-0053 raised
		Amritsar	14.904	115000	02 No. Laptop purchased under Laptop Policy (I
		Total		1747361	
		O&M. Shri Muktsar Sahb	14.904	409250	Laptop purchased
		CCM, Bathinda	14.904	450000	Laptop purchased
3	Bathinda	Total		889260	
			14.201	-438258	Amount related to construction of Building was transferred to scheme code 107 (D Civil Works)
4	Ludhiana	Total		-438268	
		O&M Div. Sangrur	14.583	637723.00	SKV Insulation Tester (Digital Megger) under SSE Nabha of O&M Div. Sangrur
		O&M Div. Barnala	14.583	1275434.00	SKV Insulation Tester (Digital Megger) under SSE Barnala of O&M Div. Barnala
		Protection Division Barnala	14.583	803359.00	regarding TTR under Protection Division Barnala
		O&M Div. Sangrur	14.583	537738.00	SKV Insulation Tester (Digital Megger) under SSE Protection S/D Sangrur of O&M Div. Sangrur
		O&M Div. Sangrur	14.583	474753.00	To replace damage 220 v 100ah DC battery at 66kv Lohakhera grid
		O&M Div. Mohali	14.603	764.00	Estimate of SKV Insulation Tester Megger under SSE Mohali
		O&M Div. Mohali	14.904	165000.00	Estimate of SKV Insulation Tester Megger under SSE Mohali of O M Div. Mohali
		ADDL SE CCM DIVISION PATIALA	14.904	314900.00	Laptop policy payment
		Total		4309711.00	LAPTOPS PURCHASE FOR XEN AND AEE
5	Grand Total			7867505.00	

H.Kans

SE Works
Addl. SE P&M, P.S.P.C.L., Ldn.
A

P AND M CIRCLE PSPCL/JALANDHAR			
RE INCURRED UNDER OTHER SCHEME (46) FOR FY 2023-24			
SR. NO.	GROUP HEAD	AMT IN LAC	REMARKS
1	14.801	806341	WATER COOLER (AO CPC)
2	14.904	553100	1 NO. LAPTOP ADD. SE O&M DIV. JLDH. (RS 65000/-) 1 NO. LAPTOP ADD. SE PROTECTION DIV. JLDH. (RS 65000/-) 1 NO. LAPTOP ADD. SE O&M DIV. KAPURTHALA. (RS 65000/-) 1 NO. LAPTOP A.E.E PROTECTION DIV. KAPURTHALA. (RS 50000/-) 1 NO. LAPTOP ADD. SE. CIVIL DIV. JLDH. (RS 65000/-) 1 NO. LAPTOP AEE. CIVIL DIV. JLDH. (RS 50000/-) 1 NO. LAPTOP AE CIVIL DIV. JLDH. (RS 50000/-) 1 NO. LAPTOP ADD. SE TECHNICAL AUDIT JLDH. (RS 65000/-) 1 NO. LAPTOP SN. XEN. TECH. AUDIT JLDH. JLDH. (RS 650000/-) OPENIG BALANCE RS -13100/-
GRAND TOTAL		1359441	

H. Kaur

Endst. No 5644 Date 19.12.2024

H. Kaur
 ਉਪ ਮੁੱਖ ਇੰਜੀਨੀਅਰ/ਸਾ ਅਤੇ ਐਮ ਰਲਕਾ
 ਪੀ.ਐਸ.ਪੀ.ਸੀ.ਐਲ. ਜਲੰਧਰ।

OFFICE: P&M Circle, PSPCL, Amritsar						
DETAILS OF EXPENDITURE INCURRED UNDER OTHERS SCHEME (46) FOR FIN YEAR 2023-24						
SR NO	Division Office Name	SCHEME	GROUP HEAD	AMT IN CR	REMARKS	
1	O&M Division No.1, Amritsar	OTHERS	14.801	0.0531661	20 No. Water Cooler installaed	
		OTHERS	14.904	0.0265	5 No. Laptop purchased by 4 No. SSE & 1 No. XEN under Laptop Policy	
		OTHERS	14.801	0.06897	02 No. Water Cooler IUT Bill No. I-710-1224-0002 Rs. 75324 & I-710-1124-0032 Rs. 614393 (75324+614393= 689717) raised by LC 710 AO CPC MM PTL	
2	O&M Division No.2, Amritsar	OTHERS	14.904	0.0115	02 No. Laptop purchased under Laptop Policy (1 No. by Addl. SE Protection Division-2, Amritsar & 1 No. AE, Protection Division-2, Amritsar	
		OTHERS	14.801	0.0031	Water Cooler IUT Bill No. I-710-1224-0053 raised by LC 710 AO CPC MM PTL	
3	Civil Const&Mic Division, Amritsar	OTHERS	14.904	0.0115	02 No. Laptop purchased under Laptop Policy (1 No. by Addl. SE Civil Consts&Mtc Division Amritsar & 1 No. AEE, Civil Amritsar	
		Total		0.1747361		

Indst. No. 7391

Dated:- 19/12/2024

Copy of the above is forwarded to CE/P&M, PSPCL, Ludhiana of their Whatsapp Message dated: 19.12.202

Suprintending Engineer,
P&M Circle, PSPCL,
Amritsar

[Handwritten signature]
19.12.2024

H. Kans

1/1/1

PSPCL
Office of Den.
Telephon



Office of Deputy Chief Engineer, P&M Circle, Bathinda
Telephone & Fax : 0164-2274513 email id: dycnpm@gmail.com

ਵੱਲ


ਮੁੱਖ ਇੰਜੀਨੀਅਰ/ਪੀ ਅਤੇ ਐਮ,
ਪੀ.ਐਸ.ਪੀ.ਸੀ.ਐਲ., ਲੁਧਿਆਣਾ।

ਸੰਖੇਪ ਨੰ: 8907 ਜੀ-21 ਮਿਤੀ 19/12/24

ਵਿਸ਼ਾ:- Petition (No.61 of 2024) for True-up of FY 2023-24 and ARR for FY 2025-26 Deficiencies thereof.

ਹਵਾਲਾ:- SE/Projects Planning, PSPCL, Patiala ਜੀ ਦਾ ਪੱਤਰ ਨੰ: 74 ਮਿਤੀ 17.12.2024 ਜੋ ਆਪ ਜੀ ਦੇ ਦਫਤਰ ਨੂੰ ਸੰਬੰਧਿਤ ਹੈ ਜੀ।

ਉਪਰੋਕਤ ਹਵਾਲੇ ਅਧੀਨ ਪੱਤਰ ਰਾਹੀਂ ਮੰਗੀ ਗਈ ਸੂਚਨਾਂ ਦੇ ਸਬੰਧ ਵਿੱਚ ਆਪ ਜੀ ਨੂੰ ਲਿਖਿਆ ਜਾਂਦਾ ਹੈ ਕਿ ਸਾਲ 2023-24 ਦੌਰਾਨ Other Scheme ਵਿੱਚ ਇਸ ਦਫਤਰ ਅਧੀਨ ਪੈਂਦੇ ਡੀ.ਡੀ.ਓ. ਦਫਤਰਾਂ, ਓ ਅਤੇ ਐਮ ਮੰਡਲ, ਸ਼੍ਰੀ ਮੁਕਤਸਰ ਸਾਹਿਬ ਵੱਲੋਂ 409260/-ਰੁਪਏ, ਸਿਵਲ ਉਸਾਰੀ ਅਤੇ ਸਾਂਭ ਸੰਭਾਲ ਮੰਡਲ, ਬਠਿੰਡਾ ਵੱਲੋਂ 480000/-ਰੁਪਏ ਅਤੇ ਓ ਅਤੇ ਐਮ ਮੰਡਲ, ਕੋਟਕਪੂਰਾ ਵੱਲੋਂ ਨਿੱਲ (ਕੁੱਲ ਰਕਮ 889260/- ਰੁਪਏ) ਦੀ ਵਰਤੋਂ ਅਧਿਕਾਰੀਆਂ ਦੇ ਲੈਪਟੋਪ ਦੇ ਬਿੱਲਾਂ ਦੀ ਅਦਾਇਗੀ ਲਈ ਕੀਤੀ ਗਈ ਹੈ ਜੀ।


ਉੱਪ ਮੁੱਖ ਇੰਜੀਨੀਅਰ,
ਪੀ ਅਤੇ ਐਮ ਹਲਕਾ,
ਪੀ.ਐਸ.ਪੀ.ਸੀ.ਐਲ., ਬਠਿੰਡਾ।

H. Kaur

ਪੰਜਾਬ ਰਾਜ ਪਾਵਰ ਕਾਰਪੋਰੇਸ਼ਨ ਲਿਮਿਟਿਡ

ਦਫਤਰ: ਉਪ ਮੁੱਖ ਇੰਜੀਨੀਅਰ / ਪੀ ਅਤੇ ਐਮ ਹਲਕਾ, ਪੀ.ਐਸ.ਪੀ.ਸੀ.ਐਲ., ਲੁਧਿਆਣਾ।

ਈ-ਮੇਲ: sepncircleludhiana@gmail.com, se-pm-ludhiana@pspcl.in

ਵੱਲ

ਪ੍ਰਮੁੱਖ ਇੰਜੀਨੀਅਰ/ਪੀ ਅਤੇ ਐਮ,

ਪੀ.ਐਸ.ਪੀ.ਸੀ.ਐਲ., ਲੁਧਿਆਣਾ।

ਮੀਮੋ ਨੰ. 7329

ਮਿਤੀ 19/12/24


ਵਿਸ਼ਾ: Petition (61 of 2024) for True-up of FY2023-24 and ARR for FY 2025-26:-
Deficiencies thereof.

ਹਵਾਲਾ: ਨਿਗਰਾਨ ਇੰਜੀ./Projects Planning, ਪਟਿਆਲਾ ਜੀ ਦੇ ਦਫਤਰ ਦਾ ਪੱਤਰ ਨੰ. 746
ਮਿਤੀ 17.12.2024

ਉਪਰੋਕਤ ਵਿਸ਼ੇ ਸਬੰਧੀ ਹਵਾਲੇ ਅਧੀਨ ਦਰਸਾਇਆ ਪੱਤਰ ਆਪ ਜੀ ਦੇ ਦਫਤਰ ਵੱਲੋਂ ਵਟਸਐਪ ਮੈਸੇਜ ਨਾਲ ਮਿਤੀ 18.12.2024 ਨੂੰ ਇਸ ਦਫਤਰ ਵਿਚ ਪ੍ਰਾਪਤ ਹੋਈ ਹੈ। ਉਪਰੋਕਤ ਸੂਚਨਾਂ ਦਾ ਜਵਾਬ ਹੇਠ ਲਿਖੇ ਅਨੁਸਾਰ ਹੈ:

ਮੰਗੀ ਗਈ ਸੂਚਨਾਂ	ਸੂਚਨਾਂ ਸਬੰਧੀ ਜਵਾਬ
Detail of expenditure of Rs. 0.7867 crores incurred under Others scheme in FY 2023-24 (Detail attached)	ਡੀ.ਡੀ.ਓ.-ਕਮ-ਸੀਨੀਅਰ ਕਾਰਜਕਾਰੀ ਇੰਜੀਨੀਅਰ/ਓ ਅਤੇ ਐਮ ਮੰਡਲ, ਖੰਨਾ ਦੇ ਤੋਂ ਪ੍ਰਾਪਤ ਪੱਤਰ ਨੰ.2326 ਮਿਤੀ 19.12.2024 ਦੀ ਕਾਪੀ ਨੱਥੀ ਕਰਕੇ ਆਪ ਜੀ ਨੂੰ ਅਗਲੇਰੀ ਯੋਗ ਕਾਰਵਾਈ ਹਿਤ ਭੇਜੀ ਜਾਦੀ ਹੈ।
	ਡੀ.ਡੀ.ਓ.-ਕਮ-ਸੀਨੀਅਰ ਕਾਰਜਕਾਰੀ ਇੰਜੀਨੀਅਰ/ਸਿਵਲ ਨਿਰਮਾਣ ਅਤੇ ਸਾਂਭ ਸੰਭਾਲ ਮੰਡਲ, ਲੁਧਿਆਣਾ ਦੇ ਤੋਂ ਪ੍ਰਾਪਤ ਪੱਤਰ ਨੰ.1747 ਮਿਤੀ 19.12.2024 ਦੀ ਕਾਪੀ ਨੱਥੀ ਕਰਕੇ ਆਪ ਜੀ ਨੂੰ ਅਗਲੇਰੀ ਯੋਗ ਕਾਰਵਾਈ ਹਿਤ ਭੇਜੀ ਜਾਦੀ ਹੈ।

ਨੱਥੀ: ਉਪਰੋਕਤ ਅਨੁਸਾਰ।


 ਉਪ ਮੁੱਖ ਇੰਜੀਨੀਅਰ/ ਪੀ ਅਤੇ ਐਮ ਹਲਕਾ
 ਪੀ.ਐਸ.ਪੀ.ਸੀ.ਐਲ., ਲੁਧਿਆਣਾ।

H.Kaus

11

ਸਮੇਤੀ ਨੰਬਰ
੨.ਬੀ.ਈ./ਪ੍ਰੋਜੈਕਟ/ਲਿ.ਏ.ਜੀ.ਸੀ.ਸੀ.ਸੀ.
19/12

Office SE P&M Ludhiana LC -016

Details of expenditure incurred under others Scheme (050) for FY 2023-24

SR NO	SCHEME	GROUP HEAD	AMT IN CR	REMARKS
1	OTHERS	14.201	-0.043	Amount related to construction of Building was transferred to scheme code 107 (DS Civil Works).
TOTAL			-0.043	

(Signature)
DDO Cum Sr. XEN
Civil Construction & Maintenance
PSPCL, Ludhiana

(Handwritten notes in Gurmukhi script)
ਮੁੱਲ 10/12/24
ਪ੍ਰੋਜੈਕਟ ਨੰਬਰ 14.201
ਸਮੇਤੀ ਨੰਬਰ 19/12
ਪ੍ਰੋਜੈਕਟ ਨੰਬਰ 19/12

DDO cum
Sr. Xen.
Civil Construction & Maintenance Division
Punjab State Power Corporation Ltd. Ludhiana

Capital Statement of P&M Circle Patiala from April to March F.Y 2023-24

Sl. No.	Project	Scheme	Amount					
			GM. 14(D)	GM. 14(D1)	14.54 (D)	GM. 14 In Lacs	GM. 15 (Head)	GM. 15 In Lacs
1	Others	(048) Head Office	47500.00	0.00	0.00	4.80	0.00	0.00
2	Others	(049) REC. PLAN	1153055.00	0.00	0.00	11.55	0.00	0.00
3	Others	(050) REC. PLAN	6425.100	0.00	0.00	4.25	0.00	0.00
	Total Others		432911.00	0.00	0.00	41.10	0.00	0.00

Memo - 10/119
Date - 20/12/24

H.K. Patiala
BY P&M CIRCLE
PATIALA

OFFICE ADDL SE O&M DIVISION SANGRUR
DETAIL OF EXPENCES INCURRED UNDER OTHER SCHEME (48) REC. PLAN FOR FY 2023-24

Sl. No.	SCHEME	GROUP HEAD	AMOUNT	AMOUNT IN LACS	REMARKS
1	OTHERS (49) REC PLAN	14.583	637723.00	6.38	SAV Insulation Tester (Digital Hogger) under SSE Nabha of O&M Div. Sangrur
2	OTHERS (49) REC PLAN	14.583	1275434.00	12.75	SAV Insulation Tester (Digital Hogger) under SSE Barnala of O&M Div. Barnala
3	OTHERS (49) REC PLAN	14.583	801309.00	8.01	requiring TTR under Protection Division Barnala
4	OTHERS (49) REC PLAN	14.583	617738.00	6.38	SAV Insulation Tester (Digital Hogger) under SSE Protection S/O Sangrur of O&M Div. Sangrur
	TOTAL		3354294.00	33.54	

OFFICE ADDL SE O&M DIVISION SANGRUR
DETAIL OF EXPENCES INCURRED UNDER OTHER SCHEME (50) REC. NON PLAN FOR FY 2023-24

Sl. No.	SCHEME	GROUP HEAD	AMOUNT	AMOUNT IN LACS	REMARKS
1	OTHERS (49) REC. NON PLAN	14.563	474753.00	4.75	to replace obsolete 220 w 260Ah DC battery at R&W Longkhura grid
	TOTAL		474753.00	4.75	

OFFICE ADDL SE O&M DIVISION MOHALLI
DETAIL OF EXPENCES INCURRED UNDER OTHER SCHEME (49) REC. PLAN FORTY 2023-24

Sl. No.	SCHEME	GROUP HEAD	AMOUNT	AMOUNT IN LACS	REMARKS
1	OTHERS (49) REC. PLAN	14.603	764.00	0.01	on Tester Hogger under SSE Mohali Estimate of SAV Insulation Tester Hogger under SSE P
	TOTAL		764.00	0.01	

OFFICE ADDL SE O&M DIVISION MOHALLI
DETAIL OF EXPENCES INCURRED UNDER OTHER SCHEME (46) head office FOR FY 2023-24

Sl. No.	SCHEME	GROUP HEAD	AMOUNT	AMOUNT IN LACS	REMARKS
1	OTHERS (46) Head office	14.904	165000.00	1.65	Laptop policy payment
	TOTAL		165000.00	1.65	

H.K. Patiala

Capital Statement of SR XEN CCM DIVISION PSDC PATIALA from April to March F.Y 2023-24

Annexure								
Sr. No	Project	Scheme	GH.14(Dr)	GH.144(Dr)	14.54 (Dr)	GH.14 In Lacs	GH.15 (Net)	GH.15 In Lacs
1	Others	(046) Head Office	314900.00	0.00	0.00	0.00	0.00	0.00
2	Others	(049) REC-Plan	0.00	0.00	0.00	0.00	0.00	0.00
3	Others	(050) REC-non Plan	0.00	0.00	0.00	0.00	0.00	0.00
	Total Others		314900.00	0.00	0.00	0.00	0.00	0.00

OFFICE ADDL SE CCM DIVISION PATIALA

DETAIL OF EXPENCES INCURRED UNDER OTHER SCHEME (49) REC-PLAN FOR FY 2023-24

SR. NO.	SCHEME	GROUP HEAD	AMOUNT	AMOUNT IN LACS	REMARKS
1	OTHERS (46) HEAD OFFICE	14 904	314900.00	0.00	LAPTOPS PURCHASE FOR XEF AND AEE
		TOTAL	314900.00	0.00	

OFFICE ADDL SE CCM DIVISION PATIALA

DETAIL OF EXPENCES INCURRED UNDER OTHER SCHEME (50) REC-NON PLAN FOR FY 2023-24

SR. NO.	SCHEME	GROUP HEAD	AMOUNT	AMOUNT IN LACS	REMARKS
1	OTHERS (49) REC NON PLAN				
		TOTAL	0.00	0.00	

INFORMATION IS COMPILED AS RECEIVED FROM DIVISIONS UNDER THIS CIRCLE OFFICE.
INFORMATION SENT TO EIC/P&M LUDHIANA FOR NECESSARY ACTION PLEASE.

H. Kaur

Detail of Expenditure of Rs. 6086539/- incurred under Others Scheme in F.Y. 2023-24

Year	Account Head	Amount (₹)	Party/Employee	Details
2023-24	14 855	5747915	KARGIL SOLAR DRK PS6765Q OTHERS	SOLAR ROOFTOP PAYMENT VICE TE NO 41-IPC THD 2023-24
2023-24	14 801	54220	JAIN FURNITURE AALPZ262Q OTHERS	Furniture purchase
2023-24	14 904	75000	MOHIT GUPTA, SUPERINTENDING ENGINEER (ELECTRICAL)	LAPTOP POLICY
2023-24	14 904	50000	KARANPREET SINGH, AEE	LAPTOP POLICY
2023-24	14 904	73386	SALEEM MOHAMMAD, SUPERINTENDING ENGINEER (ELECTRICAL)	LAPTOP POLICY
2023-24	14 904	75000	PARVEEN JAIN, SUPERINTENDING ENGINEER (ELECTRICAL)	LAPTOP POLICY
2023-24	14 801	31008		Depreciation Charges on furniture during the year
	TOTAL	6086539		

H. Kaur

M. Kaur
Accounts Officer
Thermal Design
PSPCL, Patiala.

~~4~~
PUNJAB STATE POWER CORPORATION LIMITED

Office of Chief Engineer, West Zone, PSPCL, Bathinda.

Reg. Office PSEB Head Office, The Mall Patiala-147001,

Phone No. 0164-2920111 Email- cedswest@gmail.com

Corporate Identity Number: U40109PB2010SGC033813 Website: www.pspcl.in.

To

SE/Projects Planning

PSPCL Patiala.

Memo No:- 23533/WS-67

Dated:-

18-12-24


Sub:- Petition (No.61 of 2024) for True-up of FY2023-24 and ARR for FY 2025-26
Deficiencies thereof.

Ref:- Your office letter no:-750/mis-55 dt:-17/12/2024

In reference to your letter it is informed that the detail of expenditure of Rs. 0.4126 crore is as under:-

Sr. No.	Nature of amount	Actual Amount	Amount in crore
1	Laptop Purchased	10,42,500	0.1043
2	Water Cooler issued from Head office	28,97,066	0.2897
3	Misclassification amount System Improvement scheme wrongly booked	1,83,845	0.0183
4	Steal Racks	2631	0.0003
Total		41,26,042	0.4126

This is one time expenditure, so it was not considered for future years projections.


Dy. CE/HQ cum Admin,
For. CE/DS West Zone,
PSPCL Bathinda

H. Kans


Annexure-A

Office- Chief Engineer/Civil Design & Constructin, PSPCL, Patiala.

Sr. No.	DDO Name	Location Code	Name of Scheme	Name of Work	Amount
1	Sr. Xen/Civil PW, Sarna	267	(050) REC- non plan	Poviding New Water supply of 6 inches Bore at Pilot Workshop PSPCL Sarna (Pathankot)	405,587.00
				Purchase of missing and new T&P for casting 9M PCC Poles & 11 M long PCC poles at Pilot Workshop Sarna (Pathankot)	236,980.00
				Purchase of Laptop under "Policy regarding providing Laptops to PSPCL Officers-2022"	50,000.00
				Total	692,567.00
2	Sr. Xen/Civil PW, Shri Muktsar Sahib	733	(46) Head Office	Purchase of Laptop under "Policy regarding providing Laptops to PSPCL Officers-2022"	50,000.00
3	Sr. Xen/Civil Hydel Design, Chandigarh	93	(46) Head Office	Total	50,000.00
				ELICA 694 VETRO	8,800.00
				KENT ELEGANT ALKINE	14,600.00
				LAPTOP HP PAVILION 15"	78,500.00
				Total	101,900.00
4				PROVIDING & LAYING CEMENT CONCRETE PAVEMENT ON APPROACH ROAD ON SHERANWALA GATE SIDE OF OLD SECTT BUILDING AT H.O. COMPLEX	672646
				BORING & INSTALLATION OF 1 NO TUBEWELL IN PC-2 AND SV COMPLEX	6040
				PURCHASE OF 13 SEATER DINING CUM MEETING TABLE FOR VIP GUEST HOUSE	402262
				GYM EQUIPMENT FOR OFFICER CLUB	749351
				Laptops	689999
				BORING & INSTALLATION OF 1 NO TUBEWELL IN 66KV GRID COLONY	2294641
				CONSTRUCTION OF BOUNDARY WALL WITH RAILING AROUND SV	2776703
				WORK OF PROPOSED LADIES TOILET IN T-4	87161
				PURCHASE OF ELECTRONIC ITEMS FOR VIP, THERMAL AND SUBORDINATE PC 1 GUEST HOUSE	618800
				RENOVATION OF HOUSE NO 4 AT PC 1	591349
				Replacement of ACs in PSEB officers club PC-1	129540
				COOLER	6000
				RENOVATION OF HOUSE NO 11 AND CONSTRUCTION OF TOILET IN HOUSE NO2 AT PC1	425981

H. Kang

1/22



C.E./CD & C

			18 NO. CEILING FANS FOR SPORTS HOSTEL	34200
			Watercooler in Sv	31008
			ROOM NO 609 DY FA BONDS	4020
			ROOM NO 114 ADD SE NODAL OFFICER 1	2808
			ROOM NO 201 CAO ARR	3227
			SR XEN SR	3776
			ROOM NO 507 CAO REVENUE	5117
			ROOM NO 510 511 CAO ESTABLISHMENT	3656
			CAO TO DIRECTOR FINANCE	2137
			401 DY SEC PR	5044
			RENOVATION OF SE/DS ROOM AND WAITING ROOM UNDER CE/OP/SOUTH PATIALA	3410
			RENOVATION OF ME LAB, ME DIVISION , 66KV GRID COLONY	91587
			Ladies toilet in Shed C-3	4152
			room 11 T-6 Vitrified tiles	5344
			MICO building MDI	7707370
			Total	17,357,329.00

Sr. Xen/CMC-1,
PSPCL, Patiala.

812

(46) Head
Office

H. Kaur

-128-

Chief Engineer
Civil Design & Const.
PSPCL, Patiala.

H. Kaur



No 10/1/2024-St.Th. (C. No. 273912)
Government of India
Ministry of Power

Shram Shakti Bhawan, Rafi Marg
New Delhi, Dated the 20th Nov., 2024

OFFICE MEMORANDUM

Subject: Extension of timelines for installation of Flue Gas De-sulphurisation(FGD) in Thermal Power Plants for compliance of SO2 emission norms -reg.

The undersigned is directed to refer to MoEF&CC Notification dated 05.09.2022 stipulating timelines for Thermal Power Plants for compliance to Sulphur dioxide (SO2) emission norms with a stringent Environment Compensation in case of non-compliance.

2. As per MoEF&CC Notification dated 05.09.2022, Thermal Power Plants categorized as A, B and C (based on plant's location) are required to be SO2 norm compliant **by December 2024, December 2025 and December 2026 respectively.**

3. In this regard, at present out of 600 units, FGD systems are already installed in **44 units (22,590 MW) and bids are awarded in 233 units (1,02,040 MW).**

4. However, **significant constraints** have been reported by Thermal Power Plants regarding installation of FGD systems. Central Electricity Authority (CEA) has also assessed reasons for delay in FGD system installation. These constraints are primarily related to, limited domestic manufacturing capacity due to limited vendor base, dependence on imports (around 17 % items- Agitators and Fans, are imported) and, a sudden growth in demand to meet the stipulated timelines. The average time taken for FGD installation after award is around 36-40 months depending upon the vendor/site. The current annual installation capacity is around 1.6-2.0 GW per annum (33-39 units). These factors have also resulted in an increase in installation costs of FGD system.

5. In view of the constraints/limitations highlighted above, Thermal Power Plants may not be able to comply with the prescribed timelines for meeting the SO2 norms, as stipulated in MoEF&CC notification dated 05.09.2022, potentially resulting in imposition of environmental compensation charges.

Contd...2/-


H.Kaus

6. In order to discuss the way forward for installation of FGD systems, a meeting was held under the chairmanship of Hon'ble Minister of Power and Housing & Urban Affairs on 30.10.2024. A copy of the Minutes of Meeting is **enclosed**. The various aspects relating to installation of FGD systems were discussed at length in the meeting and it emerged that due to above mentioned constraints, **the current time for meeting the SO2 emission norms, as specified in MoEF&CC notification dated 05.09.2022, cannot be achieved.**

7. In view of above, MoEF&CC is requested to consider extension in timelines by **36 months** (beyond the timelines stipulated in MoEF&CC notification dated 05.09.2022) for category A, B & C Thermal Power Plants.

8. This issues with the approval of Hon'ble Minister of Power and Housing & Urban Affairs.

Encl.: As Above.


20/11/24
(J. Misra)

Under Secretary to the Govt. of India
Tel: 011-23063746

To,

Ministry of Environment, Forest & Climate Change,
(Ms. Leena Nandan, Secretary)
Indira Paryavaran Bhawan, Jor Bagh Road,
New Delhi.



Punjab State Power Corporation Limited

Head Office: PS&B Head Office, The Mall, Patiala-147001

Phone No. 0175-2020272 Email: corporateaffairs@pso.com

Corporate Identity Number: U40100PB2010CAC030013 Website: www.pso.com

Sub: CE/ GGSSTP, Agenda No. 412/PB/MM-2/0m-1 Dated: 10.09.2024
Design, supply, erection (replacement of existing reheater) testing and commissioning of complete reheater on 210 MW Boiler unit-3, 4, 5 & 6 at GGSSTP, Rupnagar.

The decision taken by the Board in its 100th meeting held on 23.09.2024 at Chandigarh on the subject cited above is as under:

The Board after considering the details given in the agenda passed the following resolution:

"RESOLVED THAT administrative approval be and is hereby accorded for Design, supply, erection (replacement of existing reheater) testing and commissioning of complete reheater on 210 MW Boiler of unit-3, 4, 5 & 6 at GGSSTP, Rupnagar under single tender system from M/s BHEL being its OEM at tentative financial liability of Rs. 107.91 Crore.


FURTHER RESOLVED THAT capital funds amounting Rs. 107.91 Crore required for procurement/erection of above Reheaters on 210 MW Boiler of unit-3, 4, 5 & 6 at GGSSTP be and are hereby approved.

FURTHER RESOLVED THAT approval of PSERC shall be obtained."

It is requested that Implementation of above decision be sent to this office at the earliest.

DA/ Copies of agenda 1 No.

For Punjab State Power Corporation Limited


Company Secretary

CE/ GGSSTP,
PSPCL, Ropar.

U.O. No. 2533 /BOD-108.65/2024/ PSPCL
Dated: 10/10/2024

H. Kaur





Green Energy Tariff Proposal for FY 2025-26

1. PSPCL has filed Tariff Petition for true up of FY 2023-24 and determination of ARR for FY 2025-26 on 2nd December 2024 before the Hon'ble Commission. Further, vide order dated 12.12.2024, the Hon'ble Commission, in addition to other queries has asked PSPCL to submit the Green Energy Tariff proposal for the purpose of supply of green energy to the consumers on requisition under Rule 4(2))(C)(c) of the Green Energy Open Access Rules, 2022.
2. Ministry of Power, Govt. of India (GoI), vide notification dated 06.06.2022 has notified the Electricity (Promoting Renewable Energy through Green Energy Open Access) Rules, 2022 stipulating norms for grant of Open Access for consumption of green energy. Further, the rules provide an option to any consumer who has contracted demand or sanctioned load of 100 kW or more to consume RE power by purchasing it from DISCOM at a green tariff decided by respective State Commission in accordance with clause 4(2)(C)(c) of the Rules. The relevant extract of the Rules is read as under:

"4. Renewable Purchase Obligation -

...

(2) Any entity, whether obligated or not may elect to generate, purchase and consume renewable energy as per their requirements by one or more of the following methods:-

...

(C) By requisition from distribution licensee. -

...

(c) The tariff for the green energy shall be determined separately by the Appropriate Commission, which shall comprise of the average pooled power purchase cost of the renewable energy, cross-subsidy charges if any, and service charges covering the prudent cost of the distribution licensee for providing the green energy;

3. PSPCL in its tariff petition for FY 2024-25 (petition no. 64 of 2023), had given the proposal to charge green energy tariff at the rate of Rs. 0.23/unit for solar and Rs. 1.35/unit for non-solar energy, over and above the normal tariff applicable for the respective consumer category to which such consumer belongs. PSPCL had opined that while truing up the ARR for the year, the Hon'ble Commission may consider the marginal cost of the power supplied under this proposal so as to compensate PSPCL for the actual cost borne and also ensure that consumers not opting for this power are also not burdened. PSPCL further submitted that if this option of availing green power is adopted by large number of consumers, it will lead to backing down of the conventional sources of power which will further lead to increase in per unit fixed cost

H.Kaur

of these plants. This additional impact of fixed cost will be borne by other consumers of the distribution licensee who did not opt for green power. Therefore, Hon'ble Commission was prayed to review the green energy tariff as and when such situation arises.

4. The Hon'ble Commission in the tariff order for FY 2024-25 dated 14.06.2024 approved the green energy tariff for FY 2024-25 as follows:

S. No.	Particulars	Energy (MU)	Amount (Rs. Cr.)	Rate (Rs./unit)
1	Average Pooled Power Purchase Cost of RE Power at the State periphery	7955	3172	3.99
2	Weighted Average Variable Cost of Power Purchase from Conventional (Coal/Gas) Sources	49273	17013	3.45
3	Green Energy Tariff (Incremental cost for supply of green energy at the State periphery) (1 - 2)			0.54
4	Tariff applicable to such consumers who opt to transfer their green attributes to the DISCOM for the purpose of RPO compliance (50% of 3)			0.27

Note:

(i) The tariff for the green energy is purely optional which shall be applicable only to the consumers exercising an option for the same as per the provisions of the Rules;

(ii) The DISCOM shall indicate separately the quantum of green energy supplied to such consumers, in their monthly bills. These monthly bills can be submitted as a documentary proof of consuming green energy by such consumers.

(iii) The Green Energy Tariff determined above shall be payable in addition to the regular retail Tariff applicable for the respective consumers. Further, since, the additional tariff for green energy has been worked out on the basis of data for power procurement cost at the State periphery, levy of the same at the consumer end shall be computed by grossing up with applicable voltage wise T&D losses, specified in the Tariff Order for intra-State open access consumers, depending upon the supply voltage of the respective consumer.

5. In view of the above, PSPCL proposes that for FY 2025-26, the Green Energy Tariff shall be the difference of per unit cost between RE power sources, on a consolidated basis as considered by the Hon'ble Commission in Tariff Order for FY 2024-25, and variable cost of conventional power sources, which shall be grossed up with the transmission & distribution loss and an additional administrative cost at 10% shall be levied. PSPCL has computed the said premium considering the power purchase costs submitted in its tariff petition no. 61 of 2024 for determination of tariff for FY 2025-26, and the same is illustrated below:

H.kaus

S. No.	Particulars	Rate (Rs./unit)
1	Average pooled power purchase cost from all RE sources	3.94
2	Weighted average variable cost of conventional (coal/gas) sources	3.61
3	Incremental cost of green energy (1 - 2)	0.33
4	T&D loss @ 13.85%	1.16
5	Incremental cost of green energy grossed up with T&D loss (3 x 4)	0.38
6	Administrative Cost (10% of 5)	0.04
7	Green energy tariff (5+6)	0.42

6. The green energy tariff (incremental cost) as calculated above will be levied over and above the regular tariff applicable to the consumer.
7. Further, due to the long-term arrangements of renewable power, the average pooled power purchase cost of PSPCL is much lower in comparison to the prevailing market prices at which PSPCL will have to purchase green energy and supply to the specified consumer. By purchasing additional quantum at the higher market prices, APPC as a whole for PSPCL will also increase. Thus it is prayed that, the Hon'ble Commission while truing up the ARR for the year, may consider the marginal cost of the power supplied under this proposal so as to compensate PSPCL for the actual cost borne and also ensure that consumers not opting for this power are also not burdened.
8. PSPCL further submits that if this option of availing green power is adopted by large number of consumers, it will lead to backing down of the conventional sources of power. As the power generated from conventional sources will reduce, per unit fixed cost of these plants will increase and this additional impact of fixed cost will be borne by other consumers of the distribution licensee who did not opt for green power. Therefore, Hon'ble Commission is prayed to review the green energy tariff as and when such situation arises.
9. In view of the above, the Hon'ble Commission is requested to approve Green Energy Tariff in terms of the above proposal for FY 2025-26.

H. K. Singh



Details of Renewable Energy for RPO Compliance (MU)

Sr. No.	Name of Project	Contracted Capacity (MW)	FY 2023-24	FY 2024-25	FY 2025-26
			Actual (MUs)	Estimated (MUs)	Projections (MUs)
A	Solar				
(i)	I) Solar (Intrastate)				
1	Abundant Energy Pvt. Ltd, Plant-I	2	2.606250	2.502156	2.498222
2	Abundant Energy Pvt. Ltd, Plant-II	1	1.193100	1.139250	1.137300
3	Acme Solar Rooftop system pvt. Ltd. Jhunir	15	21.330000	21.213000	21.285000
4	Acme Solar Rooftop system pvt. Ltd. Nangla, Talwandi Sahib	15	21.655800	21.625200	21.933900
5	Aditya Medisales Ltd., Lalpur, Hoshiarpur	4	5.532300	5.547000	5.589600
6	Allianz Ecopower Pvt. Ltd., Boparai Kalan, Ludhiana	2	2.658360	2.670930	2.696940
7	Aster Solar Power Pvt. Ltd., Jhunir, Mansa	1	1.433200	1.462600	1.472400
8	Atma Powers Pvt. Ltd., Lakhewali, Mukatsar	2	2.687100	2.746200	2.819700
9	Azure Power Makemake Pvt. Ltd., Bhittiwala	4	5.627445	5.682525	5.730225
10	Azure Power Makemake Pvt. Ltd., Killianwali	24	35.598225	35.543265	36.019650
11	Azure Power Pluto Pvt. Ltd., Bahadurgarh Jandia-1	25	34.269133	33.154949	33.666015
12	Azure Power Pluto Pvt. Ltd., Bahadurgarh Jandia-2	25	34.791439	34.165601	34.586748
13	Azure Power Pluto Pvt. Ltd., Korianwali	25	35.226451	34.676864	34.834823
14	Azure Power Pluto Pvt. Ltd., Badal	15	21.889665	21.642291	21.904047
15	Azure Power Pluto Pvt. Ltd., Bahadurkhera	25	35.622731	36.026676	36.326693
16	Azure Power Pluto Pvt. Ltd., Bhittiwala	10	14.941134	15.068814	15.209388
17	Azure Power Pluto Pvt. Ltd., Vanwala	25	35.971260	36.301740	36.707955
18	Azure Renewable Energy Pvt. Ltd., PSAMB, Mansa	0.63	0.673800	0.638400	0.664200
19	Azure Renewable Energy Pvt. Ltd., Bhagwant singh & Kulwinder kaur, Kotla Fazal	0.55	0.000000	0.000000	0.000000
20	Azure Renewable Energy Pvt. Ltd., Anil Singla Warehouse, Mukatsar	0.801	0.000000	0.000000	0.000000
21	Azure Renewable Energy Pvt. Ltd., Vikas Singla Warehouse, Jodhpur Ramana, Bathinda	0.503	0.000000	0.000000	0.000000
22	Azure Renewable Energy Pvt. Ltd., Boss Computers Ltd. Zirakpur	1.25	0.968913	1.127269	1.146459
23	Azure Renewable Energy Pvt. Ltd., CA Veg Fruits, Kharar	0.599	0.584502	0.587325	0.580935
24	Azure Renewable Energy Pvt. Ltd., Canam Cons. Morinda	1.597	1.514426	1.642442	1.694352
25	Azure Renewable Energy Pvt. Ltd., PSAMB, Ludhiana	0.762	0.640367	0.569562	0.614409
26	Azure Renewable Energy Pvt. Ltd., PSAMB, Mohali	2.048	1.998772	2.097796	2.119661
27	Azure Renewable Energy Pvt. Ltd., Skyross, sangrur	1.26	1.364850	1.341900	1.347450
28	Azure Urja Pvt. Ltd., 15 MW (Tahliwal jattan), Project-I	15	16.346151	16.337691	16.313148
29	Azure Urja Pvt. Ltd., 15 MW (Sikhwala / Punjwa), Project-II	15	19.643481	20.082042	20.245383
30	Azure Urja Pvt. Ltd., 4 MW (Sikhwala / Punjwa), Project-III	4	5.382742	5.448365	5.488480
31	Bhanuenergy Industrial Development Ltd. (BIDL)	15	21.294000	21.420000	21.564000
32	Bhanuenergy Infrastructure Pvt. Ltd. (BIPL)	15	21.501000	21.600000	21.726000
33	Canal Solar Energy Pvt. Ltd.	7.5	7.794000	7.533000	7.722000
34	Carilli Energy Pvt. Ltd., Bhagsar, Mukatsar	1.5	1.918662	1.808415	1.907944
35	Continental Engineering & Power Pvt. Ltd.	1	1.485444	1.496664	1.508867
36	Earth Solar Pvt. Ltd., Behbalpur, Nabha	4	2.803701	3.501669	3.131919
37	Enterprise Business Solutions Pvt. Ltd., Sahiba -Shadhra, SBS Nagar	1.5	0.795000	0.682902	0.696402
38	Ecoenergy Inc., Boparai kalan, Ludhiana	1	0.951023	0.719671	0.767017
39	Focal Energy Solar India Pvt. Ltd., Nangla, Bathinda	4	6.042600	5.977800	6.068100
40	G.S. Atwal & Co (Engineers) Pvt. Ltd., Bhuttiwal Mukatsar	1.5	1.428138	1.428652	1.451688

H. Kaur

Sr. No.	Name of Project	Contracted Capacity (MW)	FY 2023-24	FY 2024-25	FY 2025-26
			Actual (MUs)	Estimated (MUs)	Projections (MUs)
41	IK Energy Pvt. Ltd., Lallian Kalan, Jalandhar	1	1.176750	1.170000	1.218750
42	International Switchgears Pvt. Ltd., Ph-I, Ramdas, Amritsar	1	0.889223	0.879248	0.870990
43	International Switchgears Pvt. Ltd., Ph-II, Ramdas, Amritsar	1	1.044270	1.045455	1.036200
44	JSSK Energy Pvt. Ltd.	1	1.321800	1.315600	1.357400
45	Madhav Solar Pvt. Ltd-I, Boha, Mansa	2	2.737302	2.834067	2.850165
46	Madhav Solar Pvt. Ltd-II, Boha, mansa	2	2.871821	2.833569	2.891352
47	Magnet Buildtech Pvt. Ltd -I, Sherkawala	25	37.495300	36.758500	37.004650
48	Magnet Buildtech Pvt. Ltd-II, Toderpur	25	38.288400	37.428600	37.710393
49	Magnificent Power Pvt. Ltd.	1	1.368000	1.385800	1.402100
50	Mihit Solar Power Pvt. Ltd., Jhandakalan	24	36.364419	35.305500	35.828398
51	Mihit Solar Power Pvt. Ltd., Khera khurad	25	37.767700	37.325300	37.645400
52	Mihit Solar Power Pvt. Ltd., Mankhera	25	38.935700	38.429100	38.844200
53	Mokia Green Energy Pvt. Ltd., Boparai Kalan, Ludhiana	4	5.700000	5.766000	5.783820
54	Mytrah Aadhya Power Pvt. Ltd.-Balran	25	41.740815	40.844952	42.254599
55	Mytrah Aadhya Power Pvt. Ltd.-Bareta	25	40.590000	39.600000	40.350000
56	Nextgen Solux Power Pvt. Ltd., Mirpurkalan, Mansa-I	1	1.462140	1.475760	1.490920
57	Nextgen Solux Power Pvt. Ltd., Jhunir, Mansa-II	1	1.482160	1.495680	1.511920
58	Northstar Solar Power Pvt. Ltd., Pathrala, Bathinda	4	5.824098	5.860182	5.916159
59	Oasis Green Pvt. Ltd.	3	4.332000	4.347000	4.367760
60	Omega infraengineers Pvt. Ltd.	1	1.162200	1.229600	1.231000
61	Omega Solar Projects Pvt. Ltd., Sangatpur, Lehragara	10	14.365596	13.936074	14.246028
62	PGL, Khatkar Kalan SPV	0.2	0.542117	0.243457	0.246298
63	Phulokheri PEDAs SPV	1	0.985226	1.079489	1.078420
64	Photon Sunbeam Pvt. Ltd.-I	15	20.583300	20.454600	20.740600
65	Photon Sunbeam Pvt. Ltd.-II	25	33.363900	33.077070	33.573960
66	PN Clean Energy Ltd., Lakhmirwala, Mansa	20	28.344000	28.404000	28.908000
67	PN Renewable Energy Ltd., Barre, Mansa	10	14.526000	14.112000	14.276760
68	Prayatna Developers Pvt. Ltd.-I, Sardargarh	50	79.211079	80.455760	82.348983
69	Prayatna Developers Pvt. Ltd.-II Chughekalan	50	79.658477	80.131600	81.954805
70	Purshotam Industries Ltd., Vill. Bajak, Bathinda	3	4.307535	4.354569	4.454556
71	Radiant Solar Energies Pvt. Ltd.	3	4.359561	4.396986	4.446882
72	RSSB Educational & Environmental Society, Beas (New)	12	15.471648	15.631230	15.758838
73	RSSB Educational & Environmental Society, Beas (Old)	7.52	8.631708	8.652930	8.740170
74	SAM SOLAR Pvt. Ltd. Doraha, Canal top	2.5	2.904000	3.052800	3.075000
75	SAM SOLAR Pvt. Ltd. Nidampur, Sangrur	2.5	2.225778	2.207925	2.220249
76	Solairedirect Projects India Pvt. Ltd., Dharangwala, Fazilka	20	30.189554	29.976000	30.181134
77	Solaire Power Pvt. Ltd. Usmankhera	24	35.467815	35.679030	36.010530
78	Solaire Urja Pvt Ltd.	25	36.317910	36.271455	36.563520
79	Soma Enterprises Ltd., Khera Kalmout	1	0.832400	0.898200	0.885200
80	Sovox Renewables Pvt. Ltd., Mehandipur	1	0.654472	0.685488	0.673263
81	T R Energy & Agro Pvt. Ltd., Jandwala Mirsangla, Fazilka	2	2.903820	2.897730	2.912340
82	T R Energy & Agro Pvt. Ltd., Vill. Pathrala, Fazilka II	1	1.550388	1.558104	1.570836
83	Vector Green Sunshine Pvt. Ltd., Gamiwala Boha	20	31.740000	31.356000	31.504200
84	Vector Green Surya Urja Pvt. Ltd., Gamiwala, Boha, Mansa	20	30.792000	30.624000	30.802320
85	Vijay Printing Press Pvt. Ltd., Ghagar branch canal (Rooftop)	7.5	9.227896	8.984101	9.144208
86	Vivaan Solar Pvt. Ltd., Bajak Bathinda	2	2.920949	2.934365	2.998324
87	Walwhan Solar Punjab Ltd.-I, Tiona pujarian,	20	27.694920	27.214140	27.721080
88	Walwhan Solar Punjab Ltd.-II, Jagaram tirath,	10	13.789590	13.744500	13.923030

H. Kaur

Sr. No.	Name of Project	Contracted Capacity (MW)	FY 2023-24	FY 2024-25	FY 2025-26
			Actual (MUs)	Estimated (MUs)	Projections (MUs)
89	Walwhan Solar Punjab Ltd.-III, Jagaram Tirath	2	2.684820	2.709360	2.735250
90	Walwhan Solar Punjab Ltd.- IV, Tiona pujarian,	4	5.445210	5.330355	5.416830
	i) Total Solar (Intrastate)	884.22	1272.410931	1265.593858	1281.854809
	(ii) ii) Solar (Interstate)				
1	Bundled NVVNL (solar only)	37	48.054626	49.670356	49.966620
2	SECI Solar	30	57.414962	57.900485	58.491428
3	SECI 500 MW Hybrid Power PSA (Solar)	400	1387.689200	1381.631450	1404.997700
4	NHPC Solar	300	761.234019	740.332471	754.726998
	Total ii)	767.00	2254.392806	2229.534762	2268.182746
	Long Term Solar (i + ii)	1651.22	3526.803737	3495.12862	3550.037554
(iii)	Short Term Solar from G-DAM, Indian Energy Exchange (IEX) at periphery		78.666730	530.032500	0.00000
(iv)	Roof-top Net-metering & BBMB Rooftop share		777.401628	835.00000	920.00000
	TOTAL (i + ii + iii + iv)		4382.872095	4860.161120	4470.037554
(v)	NEW UPCOMING PLANTS				
1	Upcoming SOLAR Within Punjab				
i	SAEL Solar Solutions Pvt Ltd	50	0.000000	78.64666	93.14000
ii	SJVN Green Energy Limited (SGEL)	100	0.000000	74.88000	224.64000
iii	4x4 Scheme (PEDA)	4	0.000000	4.33692	5.25960
iv	SGEL within Punjab	200	0.000000	0.00000	149.00000
v	KUSUM Scheme Comp. C	264	0.000000	0.00000	150.00000
2	Upcoming SOLAR Outside Punjab				
i	Renew Dinkar Jyoti Pvt. Ltd.	100	0.000000	0.00000	149.66000
ii	CPSU Scheme (NHPC)	400	0.000000	0.00000	1043.40000
iii	SECI Solar	300	0.000000	0.00000	551.97000
	TOTAL SOLAR (i + ii + iii + iv + v)		4382.872095	5018.024697	6837.107158
B	Co Generation				
a	Bagasse (Co-gen)				
1	A.B. Sugars Ltd.	20	63.894600	66.5802	66.5802
2	Chadha Sugars & Ind. Ltd.	20.5	58.126200	62.724	62.724
3	Indian Sucrose Ltd.	30	3.781800	58.2018	0.000
4	Nawanshahar Power Pvt. Ltd.	13.5	17.652000	18.804	18.876
5	Rana Sugars Ltd (34MW)	20	26.474724	24.898572	24.898572
6	Golden (formely Wahid) Sandhar Sugars Ltd.	7	0.000000	8.43912	8.43912
7	The Bhogpur Co-op Sugar Mills Ltd.	8.54	28.062600	41.2428	41.2428
	Total co-gen Bagasse	119.54	197.991924	280.890492	222.760692
b	Biomass (Co-gen)				
1	A.B. Grains Spirits Pvt. Ltd.	3	5.637300	5.4552	5.7915
2	Chandigarh Distillers & Bottlers Ltd. (8.25 MW)	5	3.055407	2.382525	2.382525
3	Chandigarh Distillers & Bottlers Ltd. (3.9 MW)	2.5	4.008000	3.737070	3.615471
4	N.V. Distilleries & Breweries Pvt. Ltd.	6	27.695544	30.66315	30.652242
5	Shree Ganesh Edibles Pvt. Ltd. (New PPA)	4	4.846050	4.2600996	4.56524871
6	M/s OM Sons Marketing Pvt. Ltd.	3	3.849120	19.03199	18.49329
	Total Co-Gen Biomass	23.5	49.091421	65.530035	65.50027671

H.Kans

Sr. No.	Name of Project	Contracted Capacity (MW)	FY 2023-24	FY 2024-25	FY 2025-26
			Actual (MUs)	Estimated (MUs)	Projections (MUs)
	Total Cogen Bagasse+Biomass (a + b)	143.04	247.083345	346.420527	288.260969
c	Biomass/IPP				
1	Dee Development Engineers Pvt. Ltd.	8	56.089300	56.213100	55.84375
2	Green Planet Energy Pvt. Ltd., BirPind	6	24.353415	28.871460	27.92601
3	Green Planet Energy Pvt. Ltd., Binjon (Rankine cycle)	6	13.955858	19.04241	18.47344
4	Green Planet Energy Pvt. Ltd., Manuke	6	10.104742	14.503204	13.928835
5	Malwa Power Pvt. Ltd.	6	51.175800	52.012500	4.6949
6	Sukhbir Agro Energy Ltd. (Ferozepur)	18	135.161600	141.395100	138.1464
7	Sukhbir Agro Energy Ltd. (Jaito)	18	133.042000	135.441000	134.9436
8	Universal Biomass Energy Pvt. Ltd.	14.5	84.037000	76.24000	83.53600
9	Viaton Energy Pvt. Ltd.	10	58.443691	50.576100	51.943
	Total Biomass/IPP	92.5	566.363406	574.294878	529.435939
d	Waste to energy				
1	Hebowal Biomethanation LDH.	1	0.035920	0.031156	0.033498
	Total Waste to energy	1	0.035920	0.031156	0.033498
e	Biogas				
1	Green Planet Energy Pvt. Ltd, Binjon export (ootto cycle)	4	1.406572	1.719716	1.715326
2	Sampuran Agri Ventures Ltd.	0.7	0.350340	0.296052	0.290872
	Total Biogas	4.7	1.756912	2.015768	2.006198
f	Mini Hydel				
a)	Aqua Power Plant Ltd.				
1	Chakbhai MHP	2	8.854880	7.111640	0.0000
2	Lohgarh	2	7.416180	8.500500	5.478300
3	Sidhana	1.2	5.455440	6.298400	6.289600
	Aqua Power Plant Ltd. - Total	5.2	21.726500	21.910540	11.7679
b)	Abohar Power Generation Pvt. Ltd.				
1	Gholia MHP	0.8	3.184228	3.627712	3.557294
2	Channuwal MHP	0.9	3.108664	3.629448	3.600936
3	Akhara MHP	1.1	4.246340	4.856924	4.804656
4	Khanpur	1.1	4.591800	5.249600	5.258600
5	Sudhar	1.4	4.934279	5.550200	5.509200
	Abohar Power Generation - TOTAL	5.3	20.065311	22.913884	22.730686
c)	Kotla Hydro Ltd				
1	Babanpur MHP (PPA expired)	1.25	4.610000	1.705800	0.000000
2	Killa	1.75	8.752800	9.587200	7.129200
3	Sahoke	1.2	5.823800	6.441800	6.571200
	Kotla Hydro Ltd. - Total	4.2	19.186600	17.734800	13.700400
d)	Punjab Hydro Ltd. (PPA Expired)				
1	Dolowal MHP	1.4	4.643780	3.196200	0.0000
2	Salar MHP	1.5	4.886100	3.265800	0.0000

H. Kaur

Sr. No.	Name of Project	Contracted Capacity (MW)	FY 2023-24	FY 2024-25	FY 2025-26
			Actual (MUs)	Estimated (MUs)	Projections (MUs)
3	Bhanubura MHP	1.3	5.154700	3.289400	0.0000
	Punjab Hydro Ltd. - Total	4.2	14.684580	9.751400	0.0000
e)	Individual hydel Plant				
1	Atlantic Power Pvt. Ltd.(Phoola)	0.6	2.315901	2.572108	2.578047
2	Atlantic Power Pvt. Ltd. (Nakkian))	0.3	1.049921	1.134108	1.1390232
3	Atlantic Power Pvt. Ltd. (Terkiana)	0.65	2.874200	2.584280	2.45008
4	Atlantic Power Pvt. Ltd. (Terkiana) PSPCL Free energy share	0	0.000000	0.000000	0.00000
5	Gill Aqua Hydro Power Generation Co. Pvt. Ltd. -MBL-II	6	10.853474	11.616067	11.688729
6	Gill Aqua Hydro Power Generation Co. Pvt. Ltd. -MBL-III	3.8	4.834426	6.648533	6.428271
7	Gill Power Generation Co. (P) Ltd.	2.7	7.650900	6.588000	6.6948
8	Himalayan Renewable Energy Pvt. Ltd.	0.6	3.999204	4.623504	4.604268
9	Kotla Renewables Pvt. Ltd. Daudhar	1.5	4.567041	5.357469	5.2212
10	Kotla Renewables Pvt. Ltd. Nidampur	0.8	1.497200	1.726800	1.6822
11	Kotla Renewables Pvt. Ltd. Thuhi	0.8	2.465700	2.734800	2.7384
12	Majha Canal Hydro Project Pvt.Ltd.Udhanwal	0.65	0.957300	1.076400	1.0622
13	P & R Gurditwala Hydro Power Pvt. Ltd.	2	9.736500	10.420800	10.0596
14	Preetek Power Pvt. Ltd. (Tugalwal)	0.85	1.748100	1.932450	1.97205
15	Sam India Hydro Power Pvt. Ltd.	1.2	3.364484	3.626620	3.67948
16	Sidhwan Hydro Power Pvt. Ltd.	0.7	2.255480	2.462732	2.4955681
17	SKR Hydro Power Generators Pvt. Ltd.	0.4	0.917040	0.927600	0.93656
18	UBDC Hydro Company	2	6.578400	6.144900	5.967
19	Preetek Power Pvt. Ltd. (Kalabal)	0.8	1.531800	1.691500	1.7488
20	Hydro Energy & Infrastructure	0.25	0.812949	0.949310	0.974064
21	Salasar Hydro Urja Pvt. Ltd.	1.5	6.654600	7.70080	7.19260
	Individual Hydel - Total	28.1	76.664620	82.518781	81.312940
f)	Punjab Genco Ltd.				
1	Narangwal MHP	1.5	5.083307	6.100673	5.985860
2	Dalla MHP	1	3.887000	4.715000	4.658
3	Tugal MHP	1.5	4.955000	5.519000	5.497
4	Chupki MHP	1.5	5.440830	6.292010	6.25873
5	Khatra MHP	1	4.563270	5.040710	5.05703
6	Kanganwal MHP	1.3	5.436873	5.857440	5.923693
7	Bowani MHP	1	3.349620	4.016830	3.77312
8	Jagera MHP	1	4.762290	5.240890	5.25859
	PGL - Total	9.8	37.478190	42.782553	42.412023
	Total - Mini Hydel	56.8	189.805801	197.611959	171.923950
g	Wind Power				
1	SECI Wind Power (150 MW)	150	397.264049	416.062658	437.962280
2	SECI Wind Power (200 MW)	200	608.877413	548.370295	586.739070
3	SECI 500 MW Hybrid Power PSA (Wind)	100	404.773765	362.043415	376.627265
	Total Wind Power	450	1410.915226	1326.476368	1401.328615
h	2% Energy Injection by OA Consumers in lieu of Transmission & Wheeling Charges				
1	Winsome Yarns Non Solar		0.197728	0.212509	0.216399

H. Kang

Sr. No.	Name of Project	Contracted Capacity (MW)	FY 2023-24	FY 2024-25	FY 2025-26
			Actual (MUs)	Estimated (MUs)	Projections (MUs)
2	Nahar Industrial Enterprises Ltd. Non Solar		0.070792	0.173941	0.173941
	Total 2% Energy Injection by OA Consumers		0.268520	0.386450	0.39034
	TOTAL NON-SOLAR				
i	Non-Solar (Small Hydel-PPA)	56.8	189.805801	197.611959	171.923950
ii	Non-Solar (Wind)	450	1410.915226	1326.476368	1401.328615
iii	Non-Solar (Others)	241.24	815.239583	922.762328	819.736604
iv	Non-Solar (2% injec. In lieu of transm. Charges)		0.268520	0.386450	0.390340
	TOTAL Long Term NON-SOLAR	748.04	2416.229130	2447.237104	2393.379508
v	Short Term Non-Solar from G-DAM, Indian Energy Exchange (IEX) at periphery		32.540730	490.5873	0.00000
vi	RE from biomass pellets in own Thermals		23.290900	110.000	110.000
vii	RE from biomass pellets in IPPs Thermals		0.533281	200.000	200.000
	TOTAL		2472.594041	3247.824414	2703.379508
	NEW UPCOMING PLANTS				
	Upcoming NON-SOLAR within Punjab				
i	M/s SAEL Limited (Jalkheri Project)	10.0	0.000000	50.654791	65.760744
ii	The Gurdaspur Co-operative Sugar Mills Ltd., Gurdaspur	20.6	0.000000	24.060000	144.360000
iii	The Batala Co-operative Sugar Mills Ltd., Batala	8.5	0.000000	9.930000	59.570000
iv	M/s Thind Power Ltd., Dhariwal	2.0	0.000000	3.504000	7.008000
	TOTAL NON-SOLAR		2472.594041	3335.973205	2980.078252
	TOTAL (SOLAR + NON-SOLAR)		6855.46614	8353.99790	9817.18541
C	Additional Hydel energy to be counted as RE form FY 2023-24 onwards				
i	Gross Own Hydro Generation		4443.010000	3802.7200	4139.7600
	Less : Aux. Consumption & Transformation losses		-35.450000	-31.6500	-27.9600
	Less:HP share in RSD + HP royalty in Shanani		-126.830000	-104.6700	-121.9300
ii	PSPCL share from BBMB		4056.740000	3801.3900	3448.5770
iii	Central Sector Hydel (received by the Licensee)		3832.560000	4100.4535	3588.0000
iv	Hydel Purchase through Traders/PPPs (Long Term) (received by the Licensee)		856.880000	1065.5394	1209.7400
v	Short Term Non-Solar from G-DAM, Indian Energy Exchange (IEX) at periphery		3.241240	35.9436	0.0000
	TOTAL		13030.151240	12633.78287	12236.18700
	NEW UPCOMING PLANTS				
	Upcoming Large Hydel outside Punjab				
i	Parbati H.E. Project Stage-II, Distt. Kullu H.P. (NHPC)	80.0	0.000000	0.0000	155.56
ii	Subansiri Lower HE Project Arunachal Pradesh (NHPC)	64.0	0.000000	0.0000	99.95
	TOTAL		0.0000	0.0000	255.510000
	TOTAL (Large Hydel energy to be counted as RE as per RPO Regulations 2022)		13030.151240	12633.78287	12491.69700
	TOTAL RE FOR RPO COMPLIANCE OF PSPCL		19885.62	20987.78	22308.88

H. Kaur

Particulars	FY 2023-24 (Actual) in MU
Input Energy (MU) for RPO	67,708.00
RPO Target as specified by PSERC (Notification dated 12.12.2022)	
Total RPO - 27%	18,281.16
RE generation/purchase (RPO compliance)	
Total RPO	19,885.62
Yearly Shortfall (-)/(+)	
Total RPO	1604.46
Carry forward of previous years	
a) Wind RPO	-294.69
b) HPO	-233.24
c) Other RPO	2317.72
Total RE Previous years Shortfall (-)/Surplus(+)	1789.79
Nos. of REC purchased (in MU)	NIL
Cumulative RPO Shortfall (-)/Surplus(+)	
Total RPO	3394.25*

*Vide Order dated 21.11.2024, Hon'ble PSERC has allowed PSPCL to carry forward its surplus in RPOs of FY 2022-23 and 2023-24 to FY 2024-25.

Particulars	FY 2024-25 (Projected) in MU
Input Energy (MU) for RPO	74,302.96
RPO Target as specified by PSERC (Notification dated 12.12.2022)	
Total RPO - 30%	22,290.89
RE generation/purchase (RPO compliance)	
Total RPO	20,987.78
Yearly Shortfall (-)/(+)	
Total RPO	-1,303.11
Carry forward of previous years	
Total RPO	3394.25*
Nos. of REC purchased (in MU)	NIL
Cumulative RPO Shortfall (-)/Surplus(+)	
Total RPO	2,091.14

*Vide Order dated 21.11.2024, Hon'ble PSERC has allowed PSPCL to carry forward its surplus in RPOs of FY 2022-23 and 2023-24 to FY 2024-25.

Particulars	FY 2025-26 (Projected) in MU
Input Energy (MU) for RPO	78,936.20
RPO Target as specified by PSERC (Notification dated 12.12.2022)	
Total RPO - 33%	26,048.95
RE generation/purchase (RPO compliance)	
Total RPO	22,308.88
Yearly Shortfall (-)/(+)	
Total RPO	-3,740.07
Carry forward of previous years	
Total RPO	0*
Nos. of REC purchased (in MU)	NIL*
Cumulative RPO Shortfall (-)/Surplus(+)	
Total RPO	-3,740.07

*It is expected that PSPCL would have surplus of RE of the tune of 2091 MUs ending FY 2024-25. In FY 2025-26, depending upon prevailing regulations and circumstances, further action may be taken in this regard. However, the remaining RPO shortfall will be met with by the purchase of short term RE power or by purchasing RECs.

H. Kang



S.No.	Name of Project	Contracted Capacity (MW)	C-0	PPA	Date	Commission's approval (Order/Refraction)	Validity (Till/From whichever is earlier)	Applicable Rate (Rs./kWh)										Amount Verified	Prior Period if any	Amount Verified including Prior Period Charges	LPS	Rebate	Net Paid	Voltage				
								As on C-0																	RE Power received at Priody	Export	Import	Net
								FC	VC	FC	VC	FC	VC	FC	VC	FC	VC											
I. Intra-state																												
A.																												
1	Ashanti Energy Pvt. Ltd. Phani	2.00	13.03.2015	31-12-2013	31-12-2013	Order No. P/Phani/32 of 2013 Date of Order: 31-12-2013	13.03.2046	6.55	0	6.55	0	6.55	0	6.55	0	6.55	0	0.041184	2.18	11								
2	Ashanti Energy Pvt. Ltd. Phani	1.00	24.02.2018	31-03-2015	31-03-2015	Order No. P/Phani/32 of 2013 Date of Order: 31-03-2015	32.02.2041	7.86	0	7.86	0	7.86	0	7.86	0	7.86	0	0	0.91	11								
3	Ashanti Energy Pvt. Ltd. Phani	15.00	01-05-2015	31-03-2015	31-03-2015	Order No. P/Phani/32 of 2013 Date of Order: 31-03-2015	30.03.2041	7.57	0	7.57	0	7.57	0	7.57	0	7.57	0	0.218044	16.43	66								
4	Ashanti Energy Pvt. Ltd. Phani	15.00	31-03-2015	31-03-2015	31-03-2015	Order No. P/Phani/32 of 2013 Date of Order: 31-03-2015	30.03.2041	7.57	0	7.57	0	7.57	0	7.57	0	7.57	0	0	16.37	66								
5	Ashanti Energy Pvt. Ltd. Phani	4.00	31-03-2015	31-03-2015	31-03-2015	Order No. P/Phani/32 of 2013 Date of Order: 31-03-2015	30.03.2040	7.85	0	7.85	0	7.85	0	7.85	0	7.85	0	0	4.30	66								
6	Ashanti Energy Pvt. Ltd. Phani	2.00	21-03-2015	01-01-2014	01-01-2014	Order No. P/Phani/32 of 2013 Date of Order: 01-01-2014	20.03.2040	6.45	0	6.45	0	6.45	0	6.45	0	6.45	0	0.028974	2.39	11								
7	Ashanti Energy Pvt. Ltd. Phani	1.00	22.03.2016	31-03-2015	31-03-2015	Order No. P/Phani/32 of 2013 Date of Order: 31-03-2015	21.03.2041	7.37	0	7.37	0	7.37	0	7.37	0	7.37	0	0	1.03	11								
8	Ashanti Energy Pvt. Ltd. Phani	2.00	14.04.2015	31-12-2013	31-12-2013	Order No. P/Phani/32 of 2013 Date of Order: 31-12-2013	13.04.2040	6.41	0	6.41	0	6.41	0	6.41	0	6.41	0	0	2.35	11								
9	Ashanti Energy Pvt. Ltd. Phani	4.00	16.01.2016	31-03-2015	31-03-2015	Order No. P/Phani/32 of 2013 Date of Order: 31-03-2015	16.01.2041	7.33	0	7.33	0	7.33	0	7.33	0	7.33	0	0.31986	4.37	66								
10	Ashanti Energy Pvt. Ltd. Phani	24.00	23.01.2015	31-03-2015	31-03-2015	Order No. P/Phani/32 of 2013 Date of Order: 31-03-2015	22.01.2041	7.19	0	7.19	0	7.19	0	7.19	0	7.19	0	0	25.49	66								
11	Ashanti Energy Pvt. Ltd. Phani	15.00	26.12.2016	03-02-2016	03-02-2016	Order No. P/Phani/32 of 2013 Date of Order: 03-02-2016	25.12.2041	5.63	0	5.63	0	5.63	0	5.63	0	5.63	0	1.47463	25.66	66								
12	Ashanti Energy Pvt. Ltd. Phani	35.00	28.12.2016	03-02-2016	03-02-2016	Order No. P/Phani/32 of 2013 Date of Order: 03-02-2016	27.12.2041	5.63	0	5.63	0	5.63	0	5.63	0	5.63	0	0	19.59	66								
13	Ashanti Energy Pvt. Ltd. Phani	35.00	24.12.2016	03-02-2016	03-02-2016	Order No. P/Phani/32 of 2013 Date of Order: 03-02-2016	23.12.2041	5.62	0	5.62	0	5.62	0	5.62	0	5.62	0	0	12.34	66								
14	Ashanti Energy Pvt. Ltd. Phani	15.00	31.12.2016	03-02-2016	03-02-2016	Order No. P/Phani/32 of 2013 Date of Order: 03-02-2016	30.12.2041	5.64	0	5.64	0	5.64	0	5.64	0	5.64	0	0	20.03	66								
15	Ashanti Energy Pvt. Ltd. Phani	12.00	31.12.2016	03-02-2016	03-02-2016	Order No. P/Phani/32 of 2013 Date of Order: 03-02-2016	30.12.2041	5.64	0	5.64	0	5.64	0	5.64	0	5.64	0	0	8.42	66								
16	Ashanti Energy Pvt. Ltd. Phani	25.00	23.12.2016	03-02-2016	03-02-2016	Order No. P/Phani/32 of 2013 Date of Order: 03-02-2016	22.12.2041	5.64	0	5.64	0	5.64	0	5.64	0	5.64	0	0	20.27	66								
17	Ashanti Energy Pvt. Ltd. Phani	0.83	17.06.2016	31-03-2015	31-03-2015	Order No. P/Phani/32 of 2013 Date of Order: 31-03-2015	11.05.2041	7.59	0	7.59	0	7.59	0	7.59	0	7.59	0	0.028465	0.36	11								
18	Ashanti Energy Pvt. Ltd. Phani	0.83	08.06.2016	31-03-2015	31-03-2015	Order No. P/Phani/32 of 2013 Date of Order: 31-03-2015	07.06.2041	7.59	0	7.59	0	7.59	0	7.59	0	7.59	0	0	0.00	11								
19	Ashanti Energy Pvt. Ltd. Phani	0.80	12.05.2016	31-03-2015	31-03-2015	Order No. P/Phani/32 of 2013 Date of Order: 31-03-2015	11.05.2041	7.59	0	7.59	0	7.59	0	7.59	0	7.59	0	0	0.00	11								
20	Ashanti Energy Pvt. Ltd. Phani	0.50	12.05.2016	31-03-2015	31-03-2015	Order No. P/Phani/32 of 2013 Date of Order: 31-03-2015	11.05.2041	7.59	0	7.59	0	7.59	0	7.59	0	7.59	0	0	0.00	11								
21	Ashanti Energy Pvt. Ltd. Phani	1.25	12.05.2016	31-03-2015	31-03-2015	Order No. P/Phani/32 of 2013 Date of Order: 31-03-2015	11.05.2041	7.59	0	7.59	0	7.59	0	7.59	0	7.59	0	0	0.00	11								
22	Ashanti Energy Pvt. Ltd. Phani	0.60	16.05.2016	31-03-2015	31-03-2015	Order No. P/Phani/32 of 2013 Date of Order: 31-03-2015	15.05.2041	7.59	0	7.59	0	7.59	0	7.59	0	7.59	0	0	0.49	11								
23	Ashanti Energy Pvt. Ltd. Phani	1.60	21.06.2016	31-03-2015	31-03-2015	Order No. P/Phani/32 of 2013 Date of Order: 31-03-2015	20.06.2041	7.59	0	7.59	0	7.59	0	7.59	0	7.59	0	0	0.29	11								
24	Ashanti Energy Pvt. Ltd. Phani	0.78	08.06.2016	31-03-2015	31-03-2015	Order No. P/Phani/32 of 2013 Date of Order: 31-03-2015	07.06.2041	7.59	0	7.59	0	7.59	0	7.59	0	7.59	0	0	0.76	11								
25	Ashanti Energy Pvt. Ltd. Phani	2.06	01.04.2016	31-03-2015	31-03-2015	Order No. P/Phani/32 of 2013 Date of Order: 31-03-2015	15.05.2041	7.59	0	7.59	0	7.59	0	7.59	0	7.59	0	0	0.32	11								
26	Ashanti Energy Pvt. Ltd. Phani	1.36	26.05.2016	31-03-2015	31-03-2015	Order No. P/Phani/32 of 2013 Date of Order: 31-03-2015	25.05.2041	7.59	0	7.59	0	7.59	0	7.59	0	7.59	0	0	1.51	11								
27	Ashanti Energy Pvt. Ltd. Phani	1.36	06.06.2016	31-03-2015	31-03-2015	Order No. P/Phani/32 of 2013 Date of Order: 31-03-2015	05.06.2041	7.59	0	7.59	0	7.59	0	7.59	0	7.59	0	0	0.89	11								
28	Ashanti Energy Pvt. Ltd. Phani	15.00	06.06.2014	27-12-2013	27-12-2013	Order No. P/Phani/32 of 2013 Date of Order: 27-12-2013	05.06.2039	7.67	0	7.67	0	7.67	0	7.67	0	7.67	0	0.397886	12.37	66								
29	Ashanti Energy Pvt. Ltd. Phani	15.00	16.10.2014	27-12-2013	27-12-2013	Order No. P/Phani/32 of 2013 Date of Order: 27-12-2013	14.10.2039	7.97	0	7.97	0	7.97	0	7.97	0	7.97	0	0	15.62	66								

H. Kaus

S.No.	Name of Project	Contracted Capacity (MW)	Date		Applicable Rate (Rs./KWh)				RE Power received at Periphery				Amount Verified	Prior Period, if any	Amount Verified including Prior Period Charges	LP5	Resale	Net Paid	Ingestion Voltage	
			CoD	PPA	Commissioning/ Approval (Qualification)	Utility withdrawal is earlier	As on CoD	FC	VC	FC	VC	FC								VC
			IV	V	Commissioning/ Approval (Qualification) <td>Utility withdrawal is earlier <td>As on CoD</td> <td>FC</td> <td>VC</td> <td>FC</td> <td>VC</td> <td>FC</td> <td>VC</td> <td>FC</td> <td>VC</td> <td>FC</td> <td>VC</td> <td>FC</td> <td>VC</td> <td></td> </td>	Utility withdrawal is earlier <td>As on CoD</td> <td>FC</td> <td>VC</td> <td>FC</td> <td>VC</td> <td>FC</td> <td>VC</td> <td>FC</td> <td>VC</td> <td>FC</td> <td>VC</td> <td>FC</td> <td>VC</td> <td></td>	As on CoD	FC	VC	FC	VC	FC	VC	FC	VC	FC	VC	FC	VC	
89	Mahatma Solar Punjab Ltd., Tarn Taran	2.00	11-02-2015	11-02-2015	11-02-2015	11-02-2015	11-02-2015	7.71	0	7.71	0	7.71	0	7.71	0	4.17	0	2.30	11	
90	Mahatma Solar Punjab Ltd., Tarn Taran	4.00	19-01-2016	11-02-2015	19-01-2016	19-01-2016	19-01-2016	7.71	0	7.71	0	7.71	0	7.71	0	4.17	0	4.17	66	
	Total	644.22																		
Non-Solar																				
B	Co-Generation																			
1	Shakti (Co-gen)	30.00	31-10-2007	04-12-2012	04-12-2012	04-12-2012	04-12-2012	1.53	3.42	1.53	3.42	1.53	3.42	1.53	3.42	0.22	0	0	66	
2	A.S. Energy Ltd	20.00	20-12-2010	04-12-2011	04-12-2011	04-12-2011	1.72	3.04	1.55	3.05	1.55	3.05	1.55	3.05	0.22	0	0	66		
3	Changangh Banker & Sweets Ltd. (3.5 MW)	3.50	01-02-2009	23-12-2016	19-01-2018	02-07-2018	3.30	0	3.30	0	3.30	0	3.30	0	0.00	0	0	66		
4	Shakti (Co-gen)	15.00	27-07-2017	01-02-2014	01-02-2014	01-02-2014	2.74	3.55	2.74	3.55	2.74	3.55	2.74	3.55	0.00	0	0	66		
5	Rana Sugars Ltd (3.0MW)	3.00	05-12-2007	04-12-2012	05-12-2012	05-12-2012	1.83	3.42	1.83	3.42	1.83	3.42	1.83	3.42	0.00	0	0	66		
6	Golden (Karnal) Wafers Sweets Ltd	7.00	15-04-2009	28-03-2013	27-03-2016	27-03-2016	1.76	3.42	1.76	3.42	1.76	3.42	1.76	3.42	0.00	0	0	66		
7	The Shreeji Group Mills Ltd.	8.54	30-12-2000	04-12-2018	04-12-2018	04-12-2018	2.74	3.55	2.74	3.55	2.74	3.55	2.74	3.55	0.00	0	0	66		
	Total Co-gen Bagasse	115.54																		
b	Biomass (Co-gen)																			
1	A.S. Green Energy Pvt. Ltd.	3.00	08-04-2008	25-04-2011	04-07-2011	07-04-2018	1.5	3.42	1.51	3.42	1.51	3.42	1.51	3.42	0.00	0	0	66		
2	Changangh Banker & Sweets Ltd. (3.5 MW)	3.50	01-02-2009	23-12-2016	19-01-2018	02-07-2018	3.30	0	3.30	0	3.30	0	3.30	0	0.00	0	0	66		
3	Changangh Banker & Sweets Ltd. (3.5 MW)	3.50	01-02-2009	23-12-2016	19-01-2018	02-07-2018	3.30	0	3.30	0	3.30	0	3.30	0	0.00	0	0	66		
4	Green Power Energy Pvt. Ltd. (Biomass)	6.00	14-05-2013	14-10-2009	15-12-2010/17-01-2012	15-12-2010	2.27	3.97	2.27	3.97	2.27	3.97	2.27	3.97	0.00	0	0	66		
5	Green Power Energy Pvt. Ltd. (Biomass)	6.00	10-05-2012	14-10-2009	15-12-2010/17-01-2012	15-12-2010	2.27	3.97	2.27	3.97	2.27	3.97	2.27	3.97	0.00	0	0	66		
6	Green Power Energy Pvt. Ltd. (Biomass)	6.00	11-08-2015	14-10-2009	15-12-2010/17-01-2012	15-12-2010	2.27	3.97	2.27	3.97	2.27	3.97	2.27	3.97	0.00	0	0	66		
7	Green Power Energy Pvt. Ltd. (Biomass)	6.00	11-08-2015	14-10-2009	15-12-2010/17-01-2012	15-12-2010	2.27	3.97	2.27	3.97	2.27	3.97	2.27	3.97	0.00	0	0	66		
	Total Co-Gen Biomass	42.54																		
C	Biomass/PP																			
1	Green Power Energy Pvt. Ltd. (Biomass)	6.00	05-02-2009	04-03-2011	15-12-2010/17-01-2012	15-12-2010	2.27	3.97	2.27	3.97	2.27	3.97	2.27	3.97	0.00	0	0	66		
2	Green Power Energy Pvt. Ltd. (Biomass)	6.00	05-02-2009	04-03-2011	15-12-2010/17-01-2012	15-12-2010	2.27	3.97	2.27	3.97	2.27	3.97	2.27	3.97	0.00	0	0	66		
3	Green Power Energy Pvt. Ltd. (Biomass)	6.00	05-02-2009	04-03-2011	15-12-2010/17-01-2012	15-12-2010	2.27	3.97	2.27	3.97	2.27	3.97	2.27	3.97	0.00	0	0	66		
4	Green Power Energy Pvt. Ltd. (Biomass)	6.00	05-02-2009	04-03-2011	15-12-2010/17-01-2012	15-12-2010	2.27	3.97	2.27	3.97	2.27	3.97	2.27	3.97	0.00	0	0	66		
5	Green Power Energy Pvt. Ltd. (Biomass)	6.00	05-02-2009	04-03-2011	15-12-2010/17-01-2012	15-12-2010	2.27	3.97	2.27	3.97	2.27	3.97	2.27	3.97	0.00	0	0	66		
6	Green Power Energy Pvt. Ltd. (Biomass)	6.00	05-02-2009	04-03-2011	15-12-2010/17-01-2012	15-12-2010	2.27	3.97	2.27	3.97	2.27	3.97	2.27	3.97	0.00	0	0	66		
7	Green Power Energy Pvt. Ltd. (Biomass)	6.00	05-02-2009	04-03-2011	15-12-2010/17-01-2012	15-12-2010	2.27	3.97	2.27	3.97	2.27	3.97	2.27	3.97	0.00	0	0	66		
	Total Biomass/PP	42.54																		
D	Waste to energy																			
1	Habool Biomethanation LCH	1.00	08-09-2004	31-01-02	10-02-2007/13-01-2011	10-02-2007	3.01	0	3.01	0	3.01	0	3.01	0	0.00	0	0	66		
	Total Waste to energy	1.00																		
E	Stages																			

H. Kaur

10/10/2023

S.No.	Name of project	Contracted Capacity (MW)	Commissioner's approval (Order/Partition)	CoD	Details of NRSE power						FY 2025-26 (Projected)	
					Applicable Rate (Rs./kWh)			Expected Power to be received at periphery (MUS) in FY 2025-26			Injection Voltage	
					As on CoD			Export Units				Rs. Cr.
					FC	VC	FC	VC	Total	MU	DS/STU	
I.												
A.												
Solar												
1	Abundant Energy Pvt. Ltd. Phani	2.00	Order No.1 in Partition 52 of 2013 Date of Order: 14.11.2013 Order No.2 in Partition 52 of 2013 Date of Order: 03.12.2013	13.03.2015	8.55	0	8.55	0	8.55	2.50	2.14	11.00
2	Abundant Energy Pvt. Ltd. Phani-II	1.00	Partition 21 of 2015 Date of order: 11.05.2015	24.08.2015	7.68	0	7.68	0	7.68	1.14	0.87	11.00
3	Aarve Solar Rooftop system Pvt. Ltd. Jhunjir	15.00	Partition 23 of 2015 Date of order: 11.05.2015	01.05.2016	7.57	0	7.57	0	7.57	21.29	16.11	66.00
4	Aarve Solar Rooftop system Pvt. Ltd. Nangli, Talwandi Sahb	15.00	Partition 23 of 2015 Date of order: 11.05.2015	31.05.2015	7.57	0	7.57	0	7.57	21.93	16.60	66.00
5	Aarya Medicines Ltd., Lalpur, Hoshiarpur	4.00	Order No.1 in Partition 52 of 2013 Date of Order: 14.11.2013 Order No.2 in Partition 52 of 2013 Date of Order: 03.12.2013	31.03.2015	7.85	0	7.85	0	7.85	5.59	4.39	66.00
6	Azure Ecopower Pvt. Ltd., Bopraji Khar, Luchiana	2.00	Order No.1 in Partition 52 of 2013 Date of Order: 14.11.2013 Order No.2 in Partition 52 of 2013 Date of Order: 03.12.2013	21.03.2015	8.45	0	8.45	0	8.45	2.70	2.28	11.00
7	Azure Solar Power Pvt. Ltd., Jhunjir, Mansa	1.00	Partition 21 of 2015 Date of order: 11.05.2015	22.03.2016	7.37	0	7.37	0	7.37	1.47	1.09	11.00
8	Azma Powers Pvt. Ltd., Lohewali, Mukasr	2.00	Order No.1 in Partition 52 of 2013 Date of Order: 14.11.2013 Order No.2 in Partition 52 of 2013 Date of Order: 03.12.2013	14.04.2015	8.41	0	8.41	0	8.41	2.82	2.37	11.00
9	Azure Power Makemake Pvt. Ltd., Bhitwala	4.00	Partition 21 of 2015 Date of order: 11.05.2015	19.01.2016	7.33	0	7.33	0	7.33	5.73	4.26	66.00
10	Azure Power Makemake Pvt. Ltd., Kulanwali	24.00	Partition 21 of 2015 Date of order: 11.05.2015	23.01.2016	7.19	0	7.19	0	7.19	98.92	25.50	66.00
11	Azure Power Pluto Pvt. Ltd., Bahadurgath Jandia-1	25.00	Partition 31 of 2016 date of order: 11.06.2016	28.12.2016	5.63	0	5.63	0	5.63	33.67	18.93	66.00
12	Azure Power Pluto Pvt. Ltd., Bahadurgath Jandia-2	25.00	Partition 31 of 2016 date of order: 11.06.2016	28.12.2016	5.63	0	5.63	0	5.63	34.59	19.47	66.00
13	Azure Power Pluto Pvt. Ltd., Konanwali	25.00	Partition 31 of 2016 date of order: 11.06.2016	24.12.2016	5.62	0	5.62	0	5.62	34.83	15.36	66.00
14	Azure Power Pluto Pvt. Ltd., Basal	15.00	Partition 31 of 2016 date of order: 11.06.2016	31.12.2016	5.64	0	5.64	0	5.64	21.90	12.35	66.00
15	Azure Power Pluto Pvt. Ltd., Bahadurkhara	25.00	Partition 31 of 2016 date of order: 11.06.2016	24.12.2016	5.62	0	5.62	0	5.62	36.33	20.42	66.00
16	Azure Power Pluto Pvt. Ltd., Bhitwala	10.00	Partition 31 of 2016 date of order: 11.06.2016	31.12.2016	5.64	0	5.64	0	5.64	15.21	8.88	66.00
17	Azure Power Pluto Pvt. Ltd., Vanwala	25.00	Partition 31 of 2016 date of order: 11.06.2016	23.12.2016	5.64	0	5.64	0	5.64	38.71	20.70	66.00
18	Azure Renewable Energy Pvt. Ltd., PSAMB, Mansa	0.63	Partition 23 of 2015 Date of order: 11.05.2015	17.05.2016	7.59	0	7.59	0	7.59	0.66	0.34	11.00
19	Azure Renewable Energy Pvt. Ltd., Shagwan Singh & Kukunder Raur, Koo	0.55	Partition 23 of 2015 Date of order: 11.05.2015	02.06.2016	7.59	0	7.59	0	7.59	0.00	0.00	11.00
20	Azure Renewable Energy Pvt. Ltd., Anil Singla Warehouse, Mukasr	0.80	Partition 23 of 2015 Date of order: 11.05.2015	12.05.2016	7.59	0	7.59	0	7.59	0.00	0.00	11.00
21	Azure Renewable Energy Pvt. Ltd., Vikas Singla Warehouse, Jodhpur Ram	0.50	Partition 23 of 2015 Date of order: 11.05.2015	12.05.2016	7.59	0	7.59	0	7.59	0.00	0.00	11.00
22	Azure Renewable Energy Pvt. Ltd., Boss Computers Ltd. Zrakpur	1.25	Partition 23 of 2015 Date of order: 11.05.2015	12.05.2016	7.59	0	7.59	0	7.59	1.15	0.56	11.00
23	Azure Renewable Energy Pvt. Ltd., CA Veg Fruits, Konar	0.60	Partition 23 of 2015 Date of order: 11.05.2015	25.05.2016	7.59	0	7.59	0	7.59	0.58	0.30	11.00
24	Azure Renewable Energy Pvt. Ltd., Canam Cons.Morinda	1.60	Partition 23 of 2015 Date of order: 11.05.2015	22.06.2016	7.59	0	7.59	0	7.59	1.69	0.86	11.00
25	Azure Renewable Energy Pvt. Ltd., PSAMB, Luchiana	0.76	Partition 23 of 2015 Date of order: 11.05.2015	09.06.2016	7.59	0	7.59	0	7.59	0.63	0.31	11.00
26	Azure Renewable Energy Pvt. Ltd s, PSAMB, Mohali	2.05	Partition 23 of 2015 Date of order: 11.05.2015	01.04.2016	7.59	0	7.59	0	7.59	2.12	1.61	11.00
27	Azure Renewable Energy Pvt. Ltd., Syross, sangur	1.26	Partition 23 of 2015 Date of order: 11.05.2015	25.05.2016	7.59	0	7.59	0	7.59	1.35	0.68	11.00

H.Kaus

1051

S.No.	Name of project	Contracted Capacity (MW)	Commission's approval (Order/Petition)	CoD	Applicable Rate (Rs./kWh)						Expected Power to be received at periphery (MU) in FY 2025-26		Expected Amount FY 2025-26	Injection Voltage	
					As on CoD			FY_2025-26			Export Units			Rs. Cr.	DS/STU
					FC	VC	FC	VC	FC	VC	Total	MU			
28	Azure Uja Pvt. Ltd. - 15 MW (Tamilkai jains), Project-I	15.00	Order No.1 in Petition 52 of 2013 Date of Order: 14.11.2013 & Order No.2 in Petition 52 of 2013 Date of Order: 03-12-2013	06.09.2014	7.87	0	7.87	0	7.87	15.31	12.51	35.00			
29	Azure Uja Pvt. Ltd. - 15 MW (Sikhwala / Punjwa), Project-II	15.00	Order No.1 in Petition 52 of 2013 Date of Order: 14.11.2013 & Order No.2 in Petition 52 of 2013 Date of Order: 03-12-2013	15.10.2014	7.97	0	7.97	0	7.97	29.25	15.14	66.00			
30	Azure Uja Pvt. Ltd. - 4 MW (Sikhwala / Punjwa), Project-III	4.00	Order No.1 in Petition 52 of 2013 Date of Order: 14.11.2013 & Order No.2 in Petition 52 of 2013 Date of Order: 03-12-2013	11.10.2014	8.28	0	8.28	0	8.28	5.49	4.54	66.00			
31	Shanmughey Industrial Development Ltd. (BIDL)	15.00	Order No.1 in Petition 52 of 2013 Date of Order: 14.11.2013 & Order No.2 in Petition 52 of 2013 Date of Order: 03-12-2013	29.03.2016	8.92	0	8.92	0	8.92	21.59	14.84	66.00			
32	Shanmughey Infrastructure Pvt. Ltd. (BPL)	15.00	Order No.1 in Petition 52 of 2013 Date of Order: 14.11.2013 & Order No.2 in Petition 52 of 2013 Date of Order: 03-12-2013	29.03.2016	8.93	0	8.93	0	8.93	21.73	14.95	66.00			
33	Canal Solar Energy Pvt. Ltd.	7.50	Order No.1 in Petition 52 of 2013 Date of Order: 09.08.2017	10.05.2018	4.82	0	4.82	0	4.82	7.72	3.72	66.00			
34	Canal Energy Pvt. Ltd., Bhagsar, Muktesar	1.50	Petition 17 of 2020 Date of order: 16.12.2020	24.02.2021	17.91	0	17.91	0	17.91	1.91	3.42	11.00			
35	Continental Engineering & Power Pvt. Ltd.	1.00	Petition 21 of 2015 Date of order: 11.05.2015	05.01.2016	7.48	0	7.48	0	7.48	1.51	1.13	11.00			
36	Earth Solar Pvt. Ltd., Bahaspur, Nabha	4.00	Order No.1 in Petition 52 of 2013 Date of Order: 14.11.2013 & Order No.2 in Petition 52 of 2013 Date of Order: 03-12-2013	28.03.2015	8.7	0	7.29	0	7.29	3.13	2.28	66.00			
37	Enterprise Business Solutions Pvt. Ltd., Sahiba-Saachra, SSS Nagar	1.50	Petition 59 of 2012 order called 20.12.2013	07.12.2012	8.247	0	8.247	0	8.247	0.70	0.57	11.00			
38	Ecoenergy Inc., Boparai, Kadian, Ludhiana	1.00	Petition 17 of 2020 Date of order: 16.12.2020	22.03.2021	17.91	0	17.91	0	17.91	0.77	1.37	11.00			
39	Focal Energy Solar India Pvt. Ltd., Nangla, Bahinda	4.00	Order No.1 in Petition 52 of 2013 Date of Order: 14.11.2013 & Order No.2 in Petition 52 of 2013 Date of Order: 03-12-2013	24.03.2015	8.3	0	8.3	0	8.3	6.07	5.04	66.00			
40	G.S. Arwal & Co (Engineers) Pvt. Ltd., Shukhwal, Muktesar	1.50	Petition 17 of 2020 Date of order: 16.12.2020	19.05.2021	17.91	0	17.91	0	17.91	1.48	2.80	11.00			
41	IK Energy Pvt. Ltd., Lailian Kellan, Jalandhar	1.00	Order No.1 in Petition 52 of 2013 Date of Order: 14.11.2013 & Order No.2 in Petition 52 of 2013 Date of Order: 03-12-2013	14.03.2015	9.48	0	8.48	0	8.48	1.22	1.03	11.00			
42	International Switchgears Pvt. Ltd. Ph-II, Ramdas, Amritsar	1.00	Petition 21 of 2015 Date of order: 11.05.2015	25.02.2016	7.75	0	7.75	0	7.75	0.87	0.68	11.00			
43	International Switchgears Pvt. Ltd. Ph-III, Ramdas, Amritsar	1.00	Order No.1 in Petition 52 of 2013 Date of Order: 14.11.2013 & Order No.2 in Petition 52 of 2013 Date of Order: 03-12-2013	02.10.2014	7.85	0	7.85	0	7.85	1.04	0.79	11.00			
44	JSSK Energy Pvt. Ltd.	1.00	Petition 21 of 2015 Date of order: 11.05.2015	06.08.2015	7.83	0	7.83	0	7.83	1.36	1.04	11.00			
45	Madhav Solar Pvt. Ltd., Bona, Mansa	2.00	Order No.1 in Petition 52 of 2013 Date of Order: 14.11.2013 & Order No.2 in Petition 52 of 2013 Date of Order: 03-12-2013	28.07.2014	7.2	0	7.2	0	7.2	2.85	2.05	11.00			
46	Madhav Solar Pvt. Ltd., Bona, Mansa	2.00	Order No.1 in Petition 52 of 2013 Date of Order: 14.11.2013 & Order No.2 in Petition 52 of 2013 Date of Order: 03-12-2013	25.08.2014	7.47	0	7.47	0	7.47	2.89	2.16	11.00			
47	Magnet Bundechn Pvt. Ltd.-I, Sherkawala	25.00	Petition 31 of 2016 date of order 14.06.2016	14.02.2017	5.96	0	5.98	0	5.98	37.00	22.13	66.00			
48	Magnet Bundechn Pvt. Ltd.-II, Todarpur	25.00	Petition 31 of 2016 date of order 10.06.2016	06.02.2017	5.98	0	5.98	0	5.98	37.71	22.55	66.00			
49	Magnificent Power Pvt. Ltd.	1.00	Petition 21 of 2015 Date of order: 11.05.2015	25.06.2016	7.29	0	7.29	0	7.29	1.40	1.02	11.00			
50	Mini Solar Power Pvt. Ltd., Mandakalan	24.00	Petition 21 of 2015 Date of order: 11.05.2015	26.07.2016	7.16	0	7.16	0	7.16	35.83	25.65	66.00			
51	Mini Solar Power Pvt. Ltd., Khara Khurd	25.00	Petition 21 of 2015 Date of order: 11.05.2015	01.02.2016	7.05	0	7.05	0	7.05	37.65	26.58	66.00			

M. Kaus

S.No.	Name of project	Contracted Capacity (MW)	Commission's approval (Order/Petition)	CoD	Applicable Rate (Rs./MWh)					Expected Power to be received at periphery (MUs) in FY 2025-26		Expected Injection Voltage	
					As on CoD		FY 2025-26			MU	Rs. Cr.	DS/STU	Injection Voltage
					FC	VC	FC	VC	Total				
52	Mhiti Solar Power Pvt. Ltd., Manikhera	25.00	Petition 21 of 2015 Date of Order: 11.05.2015 & Order No. 2 in Petition 52 of 2013 Date of Order: 14.11.2013	03.02.2016	7.06	0	7.06	0	7.06	38.84	27.42	66.00	
53	Mesika Green Energy Pvt.Ltd., Begaral Kalan, Ludhiana	4.00	Petition 31 of 2015 Date of Order: 03.12.2013	21.04.2015	8.59	0	8.59	0	8.59	5.70	4.97	66.00	
54	Mytran Aadhya Power Pvt. Ltd.-Bairan	25.00	Petition 31 of 2015 date of order: 10.09.2016	19.06.2017	5.97	0	5.97	0	5.97	42.25	25.23	66.00	
55	Mytran Aadhya Power Pvt. Ltd.-Sareta	25.00	Petition 31 of 2015 date of order: 10.06.2016	19.06.2017	5.97	0	5.97	0	5.97	40.35	24.09	66.00	
56	Nertigen Solar Power Pvt. Ltd., Mirpurkalan, Mansa-I	1.00	Order No.1 in Petition 52 of 2013 & Order No.2 in Petition 52 of 2013 Date of Order: 14.11.2013	15.03.2015	8.45	0	8.45	0	8.45	1.49	1.26	11.00	
57	Nertigen Solar Power Pvt. Ltd., Jouni, Mansa-I	1.00	Petition 21 of 2015 date of order: 11.05.2015	24.03.2016	7.29	0	7.29	0	7.29	1.51	1.10	11.00	
58	Norstar Solar Power Pvt. Ltd., Pathania, Bahinda	4.00	Order No.1 in Petition 52 of 2013 & Order No.2 in Petition 52 of 2013 Date of Order: 14.11.2013	28.02.2015	8.29	0	8.29	0	8.29	5.92	4.90	66.00	
59	Oasis Green Pvt. Ltd.	3.00	Date of Order: 03-12-2013 Petition 21 of 2015 date of order: 11.05.2015	08.04.2016	7.72	0	7.72	0	7.72	4.37	3.37	66.00	
60	Omega Infraengineers Pvt. Ltd.	1.00	Petition 23 of 2015 date of order: 11.05.2015	24.01.2017	7.65	0	7.65	0	7.65	1.23	0.63	11.00	
61	Omega Solar Projects Pvt. Ltd., Sangaspa, Lehogara	10.00	Order No.1 in Petition 52 of 2013 & Order No.2 in Petition 52 of 2013 Date of Order: 14.11.2013	13.02.2015	8.74	0	8.74	0	8.74	14.25	12.45	66.00	
62	Phubben: PECA SPV	1.00	Date of Order: 03-12-2013 Petition 17 of 2015 date of order: 16.12.2020	30.12.2011	6.52	0	6.52	0	6.52	0.25	0.22	11.00	
63	PCL, Khakar Kalan SPV	0.2	Petition 25 of 2023 date of order: 21.07.2023	21.07.2023	2.65	0	2.65	0	2.65	1.08	0.29	11.00	
64	Phosa Sunbeam Pvt. Ltd-I	15.00	Petition 31 of 2015 date of order: 10.09.2016	09.05.2017	5.57	0	5.58	0	5.58	20.74	10.54	66.00	
65	Phosa Sunbeam Pvt. Ltd-II	25.00	Petition 31 of 2015 date of order: 10.09.2016	10.06.2017	5.57	0	5.58	0	5.58	33.57	17.06	66.00	
66	PN Clear Energy Ltd., Lakshminwala, Mansa	20.00	Order No.1 in Petition 52 of 2013 Date of Order: 14.11.2013 & Order No.2 in Petition 52 of 2013 Date of Order: 03-12-2013	13.03.2015	8.7	0	8.7	0	8.7	28.91	25.15	66.00	
67	PN Renewable Energy Ltd. Barre, Mansa	10.00	Order No.1 in Petition 52 of 2013 Date of Order: 14.11.2013 & Order No.2 in Petition 52 of 2013 Date of Order: 03-12-2013	27.02.2015	8.65	0	8.65	0	8.65	14.28	12.35	66.00	
68	Prayana Developers Pvt. Ltd-I, Sardasgarh	50.00	Petition 31 of 2015 date of order: 10.09.2016	30.09.2016	5.8	0	5.8	0	5.8	82.35	47.76	132.00	
69	Prayana Developers Pvt. Ltd-II Chughelalan	50.00	Petition 31 of 2015 date of order: 10.09.2016	02.01.2017	5.95	0	5.95	0	5.95	91.95	48.78	132.00	
70	Purvikram Industries Ltd., Vill. Bejak, Bahinda	3.00	Petition 21 of 2015 Date of Order: 11.05.2015	16.03.2016	7.39	0	7.39	0	7.39	4.45	3.29	66.00	
71	Radiant Solar Energies Pvt. Ltd.	3.00	Order No.1 in Petition 52 of 2013 Date of Order: 11.05.2015	15.03.2017	7.58	0	7.58	0	7.58	4.45	2.63	66.00	
72	RSSB Educational & Environmental Society, Beas (New)	12.00	Petition 23 of 2015 Date of Order: 03-12-2013	08.12.2015	7.72	0	7.72	0	7.72	15.76	12.17	132.00	
73	RSSB Educational & Environmental Society, Beas (Old)	7.52	Date of Order: 13-12-2013 Final Order in Petition 3 of 2014 Date of Order: 20.03.2014	30.04.2014	7.67	0	7.67	0	7.67	8.74	6.70	132.00	
74	SAM SOLAR Pvt. Ltd. Doreha, Canal top	2.50	Petition 58 of 2015 Date of Order: 29.12.2016	27.03.2017	7.03	0	7.03	0	7.03	3.09	2.56	11.00	
75	SAM SOLAR Pvt. Ltd Nicanpur, Sangur	2.50	Petition 56 of 2015 Date of Order: 26.12.2016	16.03.2017	7.01	0	7.01	0	7.01	2.22	1.36	11.00	
76	Solarirec Projects India Pvt. Ltd., Dhanangwala, Fazilka	20.00	Order No.1 in Petition 52 of 2013 & Order No.2 in Petition 52 of 2013 Date of Order: 03-12-2013	15.03.2015	7.99	0	7.99	0	7.99	30.16	24.11	66.00	
77	Solarie Power Pvt. Ltd. Usamkhers	24.00	Petition 21 of 2015 date of order: 11.05.2015	16.02.2016	6.88	0	6.88	0	6.88	36.01	24.78	66.00	
78	Solarie Urja Pvt.Ltd.	25.00	Petition 21 of 2015 date of order: 11.05.2015	09.04.2015	6.88	0	6.88	0	6.88	36.56	25.16	66.00	

H. Kaur

103

S.No.	Name of project	Contracted Capacity (MW)	Commission's approval (Order/Petition)	CoD	Applicable Rate (Rs./kWh)						Expected Power to be received at periphery (MUs) in FY 2023-28		Injection Voltage
					As on CoD			FY 2023-28			MU	Rs. Cr.	
					FC	VC	FC	VC	VC	Total			
79	Sona Enterprises Ltd., Khara Kalnour	1.00	Petition 17 of 2020 Date of order: 16.12.2020	03.12.2011	14.95	0	14.95	0	14.95	0	0.89	1.32	11.00
80	Sovak Renewables Pvt. Ltd., Mahabubpur	1.00	Petition 17 of 2020 Date of order: 16.12.2020	16.03.2012	17.91	0	17.91	0	17.91	0	0.57	1.21	11.00
81	T R Energy & Agro Pvt. Ltd., Januwala Mirsangla, Fazilka	2.00	Order No. 1 in Petition 52 of 2013 Date of Order: 14.11.2013 Order No.2 in Petition 52 of 2013 Date of Order: 03-12-2013	16.03.2015	7.75	0	7.75	0	7.75	0	2.81	2.26	11.00
82	T R Energy & Agro Pvt. Ltd., Wili, Patnawala, Fazilka II	1.00	Petition 21 of 2015 Date of order: 11.05.2015	04.02.2016	7.59	0	7.59	0	7.59	0	1.57	1.19	11.00
83	Vector Green Sunshine Pvt. Ltd., Gamiwala Baha	20.00	Order No. 1 in Petition 52 of 2013 Date of Order: 14.11.2013 Order No.2 in Petition 52 of 2013 Date of Order: 03-12-2013	13.02.2015	7.45	0	7.45	0	7.45	0	31.50	23.47	56.00
84	Vector Green Surya Urja Pvt. Ltd., Gamiwala, Baha, Mansa	20.00	Petition 21 of 2015 Date of order: 11.05.2015	24.03.2016	8.49	0	8.49	0	8.49	0	30.80	25.15	56.00
85	Vijay Printing Press Pvt. Ltd., Chagar branch canal (Roopki)	7.50	Order No. 1 in Petition 52 of 2013 Date of Order: 14.11.2013 Order No.2 in Petition 52 of 2013 Date of Order: 03-12-2013	29.03.2018	4.73	0	4.73	0	4.73	0	9.14	4.33	56.00
86	Vivraan Solar Pvt. Ltd., Bajak Bahincha	2.00	Petition 21 of 2015 Date of order: 11.05.2015	20.03.2016	7.4	0	7.4	0	7.4	0	3.00	2.22	11.00
87	Waikhan Solar Punjab Ltd.-I, Jagaram branch.	20.00	Order No. 1 in Petition 52 of 2013 Date of Order: 14.11.2013 Order No.2 in Petition 52 of 2013 Date of Order: 03-12-2013	07.03.2015	8.03	0	8.03	0	8.03	0	27.72	23.09	56.00
88	Waikhan Solar Punjab Ltd.-II, Jagaram branch.	10.00	Order No. 1 in Petition 52 of 2013 Date of Order: 14.11.2013 Order No.2 in Petition 52 of 2013 Date of Order: 03-12-2013	13.02.2015	8.42	0	8.42	0	8.42	0	13.92	11.72	56.00
89	Waikhan Solar Punjab Ltd.-III, Jagaram Tirth	2.00	Order No. 1 in Petition 52 of 2013 Date of Order: 14.11.2013 Order No.2 in Petition 52 of 2013 Date of Order: 03-12-2013	12.02.2015	8.56	0	8.56	0	8.56	0	2.74	2.34	11.00
90	Waikhan Solar Punjab Ltd.-IV, Tiona pujaran.	4.00	Petition 21 of 2015 Date of order: 11.05.2015	19.01.2016	7.71	0	7.71	0	7.71	0	5.42	4.18	56.00
Total		884.22									1281.85	863.06	
Co-Generation													
B													
a	Bagasse (Co-gen)												
1	A. B. Sugars Ltd	20.00	83 of 2012	31.10.2007	1.53	3.42	1.53	6.4659	7.9769	6.4659	56.55	53.11	56.00
2	Chahta Sugars & Ind. Ltd.	20.50	76 of 2022	20.12.2010	1.73	2.84	1.73	5.9041	7.6341	5.9041	62.72	47.88	56.00
3	Jindar Sugarcane Ltd	30.00	13 of 2018	09.02.2023	3.30	—	1.51	6.5714	8.0814	6.5714	0.00	0.00	56.00
4	Kanishkhar Power Pvt. Ltd.	13.50	76 of 2022	27.01.2017	2.74	3.55	2.74	5.2325	7.9725	5.2325	18.68	15.05	56.00
5	Raha Sugars Ltd (34MW)	20.00	52 of 2012	05.12.2007	1.53	3.42	1.53	6.4480	7.9780	6.4480	24.90	19.88	56.00
6	Golden (Formerly Wandi) Sandhar Sugars Ltd	7.00	72 of 2012	15.04.2008	1.75	3.42	1.75	6.4487	8.1987	6.4487	8.44	6.92	33.00
7	The Bhogpur Co-op Sugar Mills Ltd	8.54	76 of 2022	30.12.2020	2.74	3.55	2.74	4.5307	7.2707	4.5307	41.24	29.99	56.00
Total co-gen Bagasse		119.54									222.76	172.81	
b	Biomass (Co-gen)												
1	A. B. Co-ops Spinning Pvt. Ltd.	3.00	44 of 2011	06.04.2008	1.6	3.42	1.6	6.2795	7.8795	6.2795	5.73	4.56	56.00
2	Chandigarh Distillers & Bottlers Ltd. (9.25 MW)	5.00	84 of 2012	16.06.2007	1.53	3.42	1.53	6.4470	7.9770	6.4470	2.38	1.90	56.00
3	Chandigarh Distillers & Bottlers Ltd. (3.9 MW)	2.50	21 of 2002 & 34 of 2012	30.01.2005	3.49	0	3.49	0.0000	3.4900	3.4900	3.62	1.25	56.00
4	N.V. Distillers & Breweries Pvt. Ltd.	6.00	17 of 2020	07.08.2012	1.6	3.42	1.6	5.4480	8.3465	5.4480	30.65	25.59	56.00
5	Shree Ganesh Estates Pvt. Ltd. (New PPA)	4.00	62 of 2022	22.12.2022	5.00	0	2.57	3.3308	6.1008	3.3308	4.57	2.79	56.00
6	M/s O.M. Sams Marketing Pvt. Ltd.	3.00	54 of 2023/11.05.2023	27.12.2023	3.5	0	3.5	0.0000	3.5000	3.5000	18.49	6.47	56.00
Total Co-Gen Biomass		23.50									65.90	42.57	
Biomass/IPP													
1	Dee Development Engineers Pvt. Ltd	8.00	16.12.2010/27 of 2010	05.02.2009	1.56	3.13	1.56	6.4593	8.0793	6.4593	55.84	45.12	56.00
2	Green Planet Energy Pvt. Ltd., BirPind	5.00	16.12.2020/17 of 2020	14.05.2013	2.27	3.97	2.27	7.1295	9.3995	7.1295	27.93	26.23	56.00
3	Green Planet Energy Pvt. Ltd., Binjori (Rankine cycle)	5.00	16.12.2020/17 of 2020	10.05.2012	3.71	2.12	2.12	5.9853	9.1153	5.9853	18.47	16.84	56.00

H. Kaur

S.No.	Name of project	Contracted Capacity (MW)	Commissioner's approval (Order/Fetion)	COD	Applicable Rate (Rs./kWh)				Expected Power to be received at periphery (MUS) in FY 2025-26		Injection Voltage	
					As on CoD				MU	Rs. Cr.		
					FC	VC	FC	VC				
4	Green Planet Energy Pvt. Ltd., Masrke	6.00	Pridion no. 1 of 2020.A.PTEL in Appeal No. 162/2021 (Rs. 3.82/kWh) PPA signed before PSERC notification dated 07.03.2025	17.08.2019 (power supply from April 2021)	3.84	0	2.12	3.71	5.8300	13.93	8.12	66.00
5	Maha Power Pvt.Ltd	6.00	PPA signed before PSERC notification dated 07.03.2025	01.04.2025	1.53	3.71	1.53	6.9653	6.9253	4.69	4.00	66.00
6	Sukhvir Agro Energy Ltd. (Ferozpur)	18.00	05.12.2016/63 of 2016	10.12.2019	3.28	4.88	3.28	6.5387	9.8197	138.15	135.66	132.00
7	Sukhvir Agro Energy Ltd. (Jalot)	18.00	05.12.2016/63 of 2016	11.12.2019	3.28	4.88	3.28	6.5387	9.8197	134.94	132.51	66.00
8	Universal Biomass Energy Pvt. Ltd.	14.50	26.11.2010/11 of 2009	20.10.2009	1.97	3.13	1.96	6.5057	8.4957	83.54	70.96	132.00
9	Mison Energy Pvt. Ltd.	10.00	16.12.2020/17 of 2020	08.07.2013	2.27	3.57	2.27	7.1293	9.8993	51.94	48.82	66.00
	Total Biomass/IPP	92.50							526.44	488.29		
Waste to energy												
1	Herpower Biomethanation L/DH	1.00	10.03.2022/73 of 2021	06.09.2024	3.01	0	3.487	0	3.487	0.03	0.01	11.00
	Total Waste to energy	1.00								0.03	0.01	
BioGas												
1	Green Planet Energy Pvt. Ltd. Bihon export (setro cycle)	4.00	05.03.2015/55 of 2018	17.08.2018	3.08	4.4	3.05	6.1912	9.2512	1.72	1.59	66.00
2	Sarpusan Agri Ventures Ltd	0.70	16.12.2020/17 of 2020	26.04.2015	3.67	4.29	3.57	6.6552	10.2252	0.29	0.30	11.00
	Total BioGas	4.70								2.01	1.88	
Mini Hydel												
a Aqua Power Plant Ltd.												
1	Chakshu MHP	2.20	17 of 2022, Order passed on 08.04.2023	14.11.2024	3.01	0	3.639	0	3.639	0.00	0.00	11.00
2	Lengh	2.00	24 of 2022	27.09.2025	3.01	0	3.574	0	3.574	5.48	1.95	11.00
3	Sidhwa	1.30	17 of 2022, Order passed on 08.04.2023	24.10.2027	3.01	0	4.04	0	4.04	6.29	2.84	11.00
	Aqua Power Plant Ltd. Total	5.20								11.77	4.50	
b Abohar Power Generation Pvt. Ltd.												
1	Ghonia MHP	0.60	47 of 2007	04.10.09	3.7	0	4.24	0	4.04	3.59	1.12	11.00
2	Chanauval MHP	0.50	44 of 2007	30.09.09	3.7	0	4.04	0	4.04	3.60	1.18	11.00
3	Ahara MHP	1.10	50 of 2007	25.03.10	3.7	0	4.04	0	4.04	4.80	1.66	11.00
4	Khanpur	1.10	46 of 2007	22.04.10	3.7	0	4.04	0	4.04	5.26	1.88	11.00
5	Sudhar	1.40	43 of 2007	03.05.10	3.7	0	4.04	0	4.04	5.51	1.93	11.00
	Abohar Power Generation TOTAL	5.30								22.73	7.78	
c Kotla Hydro Ltd												
1	Sabarapur MHP	1.25	17 of 2002, Order passed on 08.04.2023	01.07.2004	3.01	0	3.639	0	3.639	0.00	1.86	11.00
2	Kila	1.75	17 of 2002, Order passed on 08.04.2023	30.10.2005	3.01	0	3.639	0	3.639	7.13	3.38	11.00
3	Siroke	1.20	17 of 2002, Order passed on 08.04.2023	31.10.2006	3.01	0	3.638	0	3.638	6.57	2.30	11.00
	Kotla Hydro Ltd.Total	4.20								13.70	7.56	
d Punjab Hydro Ltd (PPA expired)												
1	Dolewa MHP	0.00	17 of 2002, Order passed on 08.04.2023	16.03.2004	3.01	0	3.639	0	3.638	0.00	0.00	11.00
2	Sakar MHP	0.00	17 of 2002, Order passed on 08.04.2023	16.03.2004	3.01	0	3.639	0	3.638	0.00	0.00	11.00
3	Shanubura MHP	0.00	17 of 2002, Order passed on 08.04.2023	16.03.2004	3.01	0	3.638	0	3.638	0.00	0.00	11.00
	Punjab Hydro Ltd. Total	0.00								0.00	0.00	
e Individual hydel Plant												
1	Atlantic Power Pvt. Ltd (Phodia)	0.60	17 of 2020	23.09.2014	4.88	0	4.88	0	4.88	2.57847	1.29	11.00
2	Atlantic Power Pvt. Ltd (Nakkian)	0.30	17 of 2020	19.02.2020	6	0	6	0	6	1.1390232	0.68	11.00
3	Atlantic Power Pvt. Ltd (Teriklana)	0.65	17 of 2020	31.08.2010	3.81	0	4.042	0	4.042	2.45008	0.99	11.00
4	Atlantic Power Pvt. Ltd (Teriklan) P/SFCI Free energy share	0.00			0	0	0	0	0	0.00000	0.00	11.00

H. Kaur

S.No.	Name of project	Contracted Capacity (MW)	Commission's approval (Order/Petition)	COD	Applicable Rate (Rs./RWh)					Expected Power to be received at periphery (MU) in FY 2025-26		Injection Voltage
					As on CoD		FY 2025-26			MU	Rs. Cr.	
					FC	VC	FC	VC	Total			
5	Gill Aqua Hydro Power Generation Co Pvt. Ltd. -MBL-II	5.00	52 of 2015	28-10-2016	3.7	0	4.12	0	4.12	11:568729	4.82	66.00
6	Gill Aqua Hydro Power Generation Co Pvt. Ltd. -MBL-III	3.80	51 of 2015	11-01-2017	3.7	0	4.26	0	4.26	6:428271	2.74	86.00
7	Gill Power Generation Co (P) Ltd.	2.70	Petition No 01 of 2002, Order passed on 03.09.2002	08.10.2008	3.01	0	3.658	0	3.658	6.6948	2.45	11.00
8	Himalayan Renewable Energy Pvt. Ltd	0.60	17 of 2020	31-12-2019	3.81	0	4.04	0	4.04	4.804288	1.86	11.00
9	Kota Renewables Pvt. Ltd. Dauchar	1.50	17 of 2020	31-07-2018	2.86	0	2.86	0	2.86	5.2212	1.49	11.00
10	Kota Renewables Pvt. Ltd. Nidampur	0.90	17 of 2020	10-10-2018	3.84	0	3.94	0	3.94	1.6822	0.85	11.00
11	Kota Renewables Pvt. Ltd. Thuh	0.80	17 of 2020	05.08.2019	3.94	0	3.94	0	3.94	2.7384	1.68	11.00
12	Maha Canal Hydro Project Pvt.Ltd. Udhawat	0.65	17 of 2020	02.03.2018	4.88	0	5.16	0	5.16	1.9822	0.85	11.00
13	P. S. R. Gurdinwala Hydro Power Pvt. Ltd.	2.00	17 of 2020	08.02.2018	3.87	0	4.6	0	4.6	10.8586	4.63	11.00
14	Prestek Power Pvt. Ltd. (Tugawati)	0.85	76 of 2022	28.05.2019	4.88	0	4.7	0	4.7	1.97205	0.93	11.00
15	Sam Indus Hydro Power Pvt. Ltd.	1.20	17 of 2020	17.03.2013	4.88	0	4.88	0	4.88	3.67949	1.83	11.00
16	Sihwan Hydro Power Pvt. Ltd.	0.70	17 of 2020	11.05.2014	4.88	0	5.16	0	5.16	2.485681	1.29	11.00
17	SKR Hydro Power Generation Pvt. Ltd.	0.40	17 of 2020	11.04.2016	4.26	0	4.88	0	4.88	0.92656	0.46	11.00
18	UBDC Hydro Company	2.00	17 of 2020	29.08.2017	4.88	0	5.16	0	5.16	5.867	3.08	11.00
19	Prestek Power Pvt. Ltd. (Kalaba)	0.80	76 of 2022	29.07.2021	4.88	0	4.3	0	4.3	1.7486	0.75	11.00
20	Hydro Energy & Infrastructure	0.25	76 of 2022	19.08.2021	4.3	0	4.3	0	4.3	0.874084	0.42	11.00
21	Sahasari Hydro Ujja Pvt. Ltd.	1.50	76 of 2022	18.09.2021	2.75	0	2.75	0	2.75	7.12650	2.81	11.00
	Individual Hydro Total	28.10								81.31	33.83	
f	Punjab Genco Ltd.											
1	Narangwal MHP	1.50		Sep-99	2.73	0	3.75	0	3.75	5.89	2.24	11.00
2	Dalla MHP	1.00		May-99	2.73	0	3.75	0	3.75	4.85	1.75	11.00
3	Tugal MHP	1.50		Sep-99	2.73	0	3.75	0	3.75	5.90	2.06	11.00
4	Chupki MHP	1.50	Order dated 16.12.2003 in Petition no. 40 of 2003	Nov-99	2.73	0	3.75	0	3.75	6.26	2.35	11.00
5	Khatra MHP	1.00		Jan-2001	2.73	0	3.75	0	3.75	5.66	1.80	11.00
6	Kanganwal MHP	1.30		Aug-2001	2.73	0	3.75	0	3.75	5.92	2.22	11.00
7	Bowani MHP	1.00		June-2002	2.86	0	3.75	0	3.75	3.77	1.41	11.00
8	Jagera MHP	1.00		Aug-2003	2.86	0	3.66	0	3.66	5.28	1.92	11.00
	Total PGL	9.80								42.41	15.85	
	Total Mini Hydel	52.80								171.92	69.61	
g	2% Energy Injection by OA Consumers in lieu of Transmission & Wheeling Charges											
1	Windme Yarns Non Solar											
2	Mahar Industrial Enterprises Ltd Non Solar											
	Total 2% Energy Injection by OA Consumers									0.39	0	
h	RE from biomass pellets in own Thermals											
h	RE from biomass pellets in IPPs Thermals											
D.	RoofTop											
	1. Net-Metering & BBMB Rooftop share											
	2. Net-Billing											
	3. Gross-Metering											
	Sub-Total											
ii	Inter-State											
A.	Solar											
1	Bundled NVAWL Solar	37.00	Petition 17 of 2020, date of order 16.12.2020	14.10.2011, 16.09.2013			Weighted Average Tariff		Weighted Average Tariff	49.97	56.38	


H.Kans

S.No.	Name of project	Contracted Capacity (MW)	Commission's approval (Order/Referral)	CoD	Applicable Rate (Rs./MWh)				Expected Power to be received at periphery (MUs) in FY 2025-26		Ingestion Voltage		
					As on CoD		FY 2025-26		MU	Rs. Cr.			
					FC	VC	FC	VC				Total	
2	SECI Solar	30.00	Petition 12 of 2021 date of order: 07.09.2021	18.01.2015	5.5	0	5.5	0	5.3	58.49	30.70	DS/STU	
3	SECI 500 MW Hybrid Power PSA (Solar)	400.00	Petition 29 of 2020 date of order: 01.02.2021	Oct. 2021 to Sept. 2022	2.76	0	2.76	0	2.76	1402.00	387.78	765.00	
4	NHPC 300MW Solar	300.00	Petition 18 of 2021 date of order: 28.04.2022	12.10.2022	2.63	0	2.63	0	2.63	794.73	198.48	765.00	
	Sub-Total	767.00								2268.19	673.35		
Non-Solar													
5.													
1	SECI Wind Power (150 MW)	150.00	42 of 2021	May-19	2.7143	0	2.7143	0	2.7143	437.96	118.88		
2	SECI Wind Power (200 MW)	200.00	42 of 2021	July-19	2.51	0	2.51	0	2.51	586.74	147.27		
	Grand Total	100.00								376.63	103.95	765.00	
3	SECI 500 MW Hybrid Power PSA (Wind)	100.00	Petition 28 of 2020 date of order: 01.02.2021	Oct. 2021 to Sept. 2022	2.76	0	2.76	0	2.76	376.63	103.95	765.00	
	Sub-Total	450.00								1401.33	370.10		
Total (SOLAR + NON-SOLAR)													
III													
1	Intra-State	1178.06								3603.91	1638.28		
2	Inter-State	1217.00								3669.51	1043.45		
	Grand Total	2395.06								7173.42	2681.69		
IV	Short Term Solar from G-DAM									0.00	0		
V	Short Term Non-Solar from G-DAM									0.00	0		
	GRAND TOTAL (SOLAR + NON-SOLAR)									7173.42	2681.69		
NEW PLANTS (Expected as per actual scenario)													
Upcoming SOLAR Within Punjab													
i	SAEL Solar Solutions Pvt Ltd	50				2.65	0	2.65	0	2.65	93.14	24.60	66.00
ii	S.W.K Green Energy Limited (SHEL)	100				2.65	0	2.65	0	2.65	224.64	59.53	66.00
iii	4x4 Scheme (PEDA)	4				2.748	0	2.748	0	2.748	1.45	1.45	66.00
iv	SCEL within Punjab	200				2.75	0	2.75	0	2.75	145.00	40.98	220.00
v	KUSUM Scheme Comp. C	264				2.748	0	2.748	0	2.748	150.00	41.22	11.00
Outside State (SOLAR)													
i	Renew Dinkar syne Pvt. Ltd	100				2.33	0	2.33	0	2.33	148.86	34.87	220.00
ii	CPFU Scheme (NHPC)	400				2.45	0	2.45	0	2.45	1943.40	255.83	765.00
iii	SECI Solar	300				2.72	0	2.72	0	2.72	551.97	150.14	765.00
	TOTAL									2387.07	608.49		
Upcoming NON-SOLAR													
i	M/S SAEL Limbee (Jalkeen Project)	10.00				2.34	3.50	5.84	5.84	63.76	36.40	68.00	
ii	The Gurdaspur Co-operative Sugar Mills Ltd. Gurdaspur	23.5				3.50	0	3.50	3.50	144.36	50.53	66.00	
iii	The Prata Co-operative Sugar Mills Ltd. Baraa	8.5				3.50	0	3.50	3.50	59.57	20.85	11.00	
iv	M/S Third Power Ltd., Chahalval	2.0				3.75	0	3.75	3.75	7.61	2.63	11.00	
	TOTAL									276.70	112.41		
Hydel energy to be counted as RE as per PSERC's RPO Regulations 2022													
i	Own Generation Large Hydel Net (Less Aux & losses, Royalty to HP from Shamran & Share from RSD to HP)									3995.67			
ii	PPSC/1 share from BMB									3448.58			
iii	Central Sector Hydel, (received by the Licensee)									3698.00		1358.77	
iv	Hydel Purchase through Tradisri/PPs (Long Term) (received by the Licensee)									1206.74		381.10	

H.Kaur

S.No.	Name of project	Contracted Capacity (MW)	Commission's approval (Order/Petition)	CoD	Applicable Rate (Rs./KWh)						Expected Power to be received at periphery (MU) in FY 2025-26	Expected Amount FY 2025-26	Injection Voltage	
					As on CoD			FY_2025-26						Rs. Cr.
					FC	VC	FC	VC	FC	VC				
					Total			Total						
TOTAL														
NEW PLANTS (Expected as per SCOD):														
Upcoming Large Hydel														
1	Parson H.E. Project Stage-II, Distt. Kullu, H.P. (NHPCL)	80.0								5.0	155.56	98.14		
2	Subarish Lower HE Project Arunachal Pradesh (AHPC)	84.0								5.6	99.95	56.10		
TOTAL (Large Hydel energy to be counted as RE as per RPO Regulations 2022)														
TOTAL EXPECTED RE FOR RPO COMPLIANCE OF PSPCL FY 2025-26 (Projected)														
GRAND TOTAL											22308.83			

H.Kaur



VOLTAGE WISE COST OF SUPPLY FOR FY 2025-26

TABLE OF CONTENTS

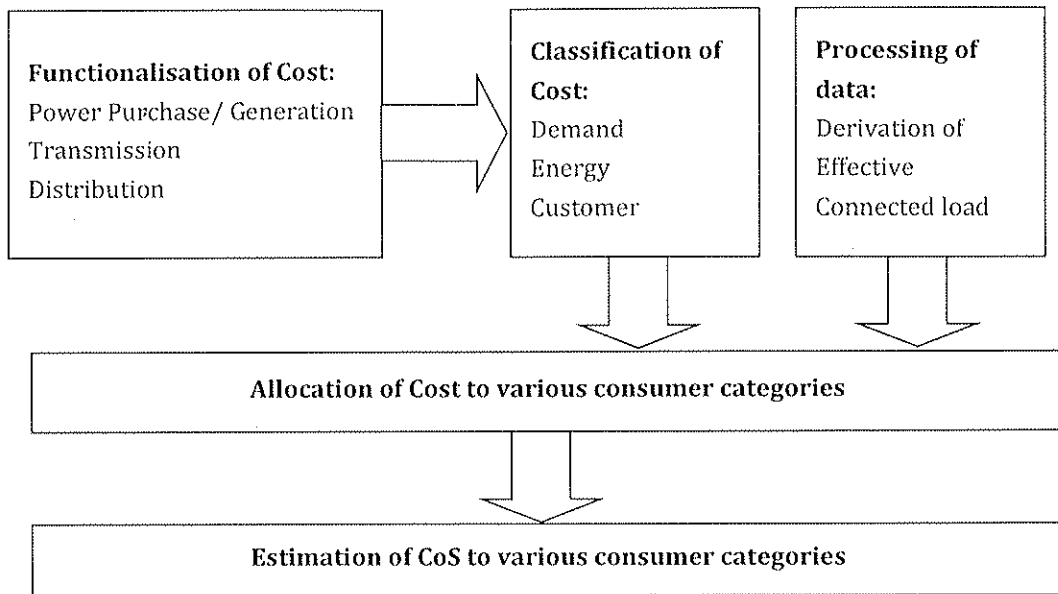
1. <u>COST OF SUPPLY FOR FY 2025-26</u>	2
1.1 METHODOLOGY FOR DETERMINATION OF COST OF SUPPLY	2
1.2 FUNCTIONALIZATION OF COST OF SUPPLY OF PSPCL INTO VARIOUS FUNCTIONS	2
1.3 CLASSIFICATION OF COST INTO DEMAND, ENERGY AND CUSTOMER RELATED COST	3
2. <u>DETERMINATION OF COST FOR FY 2025-26</u>	4
2.1 ALLOCATION OF DEMAND RELATED COST FOR FY 2025-26	4
2.2 ALLOCATION OF ENERGY AND CUSTOMER RELATED COST FOR FY 2025-26	5
2.3 VOLTAGE WISE-CATEGORY WISE COST OF SUPPLY FOR FY 2025-26	6

Hkaur

1. COST OF SUPPLY FOR FY 2025-26

1.1 Methodology for determination of Cost of Supply

Hon'ble Commission in Tariff Order for FY 2013-14 has stipulated the methodology (as referred as Methodology-II in order) for determination of voltage-wise category-wise cost of supply. The methodology has been depicted as under:



Accordingly, PSPCL has determined the voltage-wise category wise cost of supply for FY 2025-26 as discussed under:

1.2 Functionalization of Cost of Supply of PSPCL into various functions

The projected Aggregate Revenue Requirement for FY 2025-26 has been allocated to the different functions viz. Generation (Cost of own generation and power purchase), Transmission (Cost of intra-State Transmission System) and Distribution as shown in the following Table:

Sr. No.	Function	Amount (Rs. Cr.)
1	Generation	36,716.19
2	Transmission	1,973.33
3	Distribution	10,291.39
4	Total	48,980.92

PSPCL submits that in the Tariff Petition for FY 2025-26, it has considered the past revenue gap amounting to Rs. 7,619 Crore. However, PSPCL has not proposed any tariff hike to recover such past revenue gap during FY 2025-26. The above table does not include any such past revenue gap and the voltage-wise category wise cost of supply has been determined separately for FY 2025-26 excluding past revenue gap in this document subsequently.

1.3 Classification of cost into Demand, Energy and Customer related cost

The cost of different functions for FY 2025-26 has been classified into cost related to Demand, Energy and Customer as per the methodology stipulated, as shown in the following Table:

(in Rs. Crore)

Sr. No.	Function	Demand	Energy	Customer	Total Cost
1	Generation	-	36,716.19	-	36,716.19
2	Transmission	-	1,973.33	-	1,973.33
3	Distribution	6,297.33	-	3,994.06	10,291.39
4	Total	6,297.33	38,689.52	3,994.06	48,980.92

Atkars

2. DETERMINATION OF COST FOR FY 2025-26

2.1 Allocation of Demand related cost for FY 2025-26

Voltage of supply	Consumer category	Connected Load	Demand Factor	Effective Connected Load	% Share in Total Connected Load of Utility	Demand Distribution Cost	Distribution (Rs. Crore)	Retail supply (Rs. Crore)	Total (Rs. Crore)
400 kV	Industrial	3,14,289	75%	2,35,716	1.24%	0.29	0.29	4.51	4.80
	Bulk	791	5%	40	0.00%	0.29	0.00	0.00	0.00
220 kV	Industrial	54,522	75%	40,892	0.21%	0.30	0.21	0.78	0.99
	Bulk	59	6%	4	0.00%	0.30	0.00	0.00	0.00
	Traction	36,356	50%	18,178	0.10%	0.30	0.09	0.35	0.44
132 kV	Industrial	2,67,126	75%	2,00,344	1.05%	1.57	1.18	3.83	5.02
	Bulk	62,253	100%	62,253	0.33%	1.57	0.37	1.19	1.56
	Traction	4,144	100%	4,144	0.02%	1.57	0.02	0.08	0.10
66 kV	Industrial	27,31,617	75%	20,48,713	10.74%	359.54	333.78	39.20	372.97
	Domestic	28,513	30%	8,554	0.04%	359.54	1.39	0.16	1.56
	Bulk	1,54,752	75%	1,16,064	0.61%	359.54	18.91	2.22	21.13
	Commercial	55,898	60%	33,539	0.18%	359.54	5.46	0.64	6.11
33 kV	Industrial	2,21,469	60%	1,32,881	0.70%	23.46	21.66	2.54	24.20
	Domestic	13,994	30%	4,198	0.02%	23.46	0.68	0.08	0.76
	Temporary	6,836	100%	6,836	0.04%	23.46	1.11	0.13	1.25
11 kV	Industrial MS	2,70,984	60%	1,62,591	0.85%	1,289.36	50.35	3.11	53.46
	Industrial LS	56,51,742	60%	33,91,045	17.78%	1,289.36	1050.07	64.88	1114.95
	Domestic	3,09,573	30%	92,872	0.49%	1,289.36	28.76	1.78	30.54
	Commercial	12,07,602	30%	3,62,281	1.90%	1,289.36	112.18	6.93	119.12
	Bulk	1,71,638	60%	1,02,983	0.54%	1,289.36	31.89	1.97	33.86
	Temporary	51,265	35%	17,943	0.09%	1,289.36	5.56	0.34	5.90
	RWSS	34,053	100%	34,053	0.18%	1,289.36	10.54	0.65	11.20
	Industrial SP	12,24,772	40%	4,89,909	2.57%	4,257.84	173.84	9.37	183.21
	Industrial MS	19,80,380	40%	7,92,152	4.15%	4,257.84	281.09	15.16	296.24
	Industrial LS	68,170	30%	20,451	0.11%	4,257.84	7.26	0.39	7.65
LT	Domestic	1,70,88,104	30%	51,26,431	26.87%	4,257.84	1819.05	98.08	1917.13
	Agriculture	1,18,70,304	33%	39,56,372	20.74%	4,257.84	1403.87	75.70	1479.57
	Commercial	43,06,754	30%	12,92,026	6.77%	4,257.84	458.46	24.72	483.18
	Bulk	16,885	80%	13,508	0.07%	4,257.84	4.79	0.26	5.05
	Public Lighting	58,478	40%	23,391	0.12%	4,257.84	8.30	0.45	8.75
	Temporary	1,25,222	100%	1,25,222	0.66%	4,257.84	44.43	2.40	46.83
	RWSS	1,59,953	100%	1,59,953	0.84%	4,257.84	56.76	3.06	59.82
	Total		4,85,48,497	39%	1,90,75,538			5,932.37	364.97

2.2 Allocation of Energy and Customer related cost for FY 2025-26

Voltage of supply	Consumer category	Sales (MU)	% losses	Division of losses	Power purchased	Total Power Purchased	% share in Net power purchase	Energy & Customer Related Cost	Total (Rs. Crore)
400 kV	Industrial	889.61	2.21%	25.98	909.71	915.58	1.13%	484.15	484.15
	Bulk	0.07	2.21%	0.00	0.07	0.07	0.00%	0.04	0.04
220 kV	Industrial	133.79	2.21%	3.91	136.82	137.70	0.17%	72.81	72.81
	Bulk	0.01	2.21%	0.00	0.01	0.01	0.00%	0.00	0.00
	Traction	64.50	2.21%	1.88	65.96	66.38	0.08%	35.10	35.10
132 kV	Industrial	520.09	2.21%	15.19	531.84	535.27	0.66%	283.05	283.05
	Bulk	122.09	2.21%	3.56	124.85	125.65	0.16%	66.44	66.44
	Traction	17.45	2.21%	0.51	17.84	17.96	0.02%	9.50	9.50
66 kV	Industrial	8,547.54	4.00%	459.56	8,903.22	9,007.10	11.16%	4,762.82	4,762.82
	Domestic	29.53	4.00%	1.59	30.75	31.11	0.04%	16.45	16.45
	Bulk	334.98	4.00%	18.01	348.92	352.99	0.44%	186.65	186.65
	Commercial	62.67	4.00%	3.37	65.28	66.04	0.08%	34.92	34.92
33 kV	Industrial	511.08	4.00%	27.48	532.35	538.56	0.67%	284.78	284.78
	Domestic	8.90	4.00%	0.48	9.27	9.38	0.01%	4.96	4.96
	Temporary	15.79	4.00%	0.85	16.45	16.64	0.02%	8.80	8.80
11 kV	Industrial MS	332.06	6.97%	32.14	356.94	364.20	0.45%	192.58	192.58
	Industrial LS	11,377.90	6.97%	1,101.41	12,230.35	12,479.30	15.46%	6,598.87	6,598.87
	Domestic	240.19	6.97%	23.25	258.19	263.44	0.33%	139.30	139.30
	Commercial	1,042.08	6.97%	100.88	1,120.15	1,142.95	1.42%	604.37	604.37
	Bulk	273.11	6.97%	26.44	293.57	299.54	0.37%	158.39	158.39
	Temporary	49.64	6.97%	4.81	53.36	54.45	0.07%	28.79	28.79
	RWSS	113.01	6.97%	10.94	121.48	123.95	0.15%	65.54	65.54
LT	Industrial SP	1,019.46	13.85%	211.70	1,183.31	1,231.17	1.53%	651.02	651.02
	Industrial MS	2,219.56	13.85%	460.92	2,576.30	2,680.48	3.32%	1,417.40	1,417.40
	Industrial LS	106.51	13.85%	22.12	123.62	128.62	0.16%	68.01	68.01
	Domestic	20,636.81	13.85%	4,285.51	23,953.68	24,922.32	30.87%	13,178.55	13,178.55
	Agriculture	15,546.83	13.85%	3,228.51	18,045.61	18,775.34	23.26%	9,928.12	9,928.12
	Commercial	4,287.04	13.85%	890.26	4,976.08	5,177.31	6.41%	2,737.68	2,737.68
	Bulk	41.67	13.85%	8.65	48.37	50.33	0.06%	26.61	26.61
	Public Lighting	163.58	13.85%	33.97	189.88	197.55	0.24%	104.46	104.46
	Temporary	603.29	13.85%	125.28	700.26	728.57	0.90%	385.26	385.26
	RWSS	231.96	13.85%	48.17	269.24	280.13	0.35%	148.13	148.13
Total		69,542.79	13.85%	11,177.32	78,193.73	80,720.11		42,683.58	42,683.58

2.3 Voltage wise-category wise Cost of supply for FY 2025-26

Voltage of Supply	Consumer Category	Cost of Supply (Rs. Crore)		Cost of Supply (Rs./kWh)		
		Demand	Energy	Demand	Energy	Total
A	B	C	D	E	F	G = E+F
400 kV	Industrial	4.80	484.15	0.05	5.44	5.50
	Bulk	0.00	0.04	0.12	5.44	5.56
220 kV	Industrial	0.99	72.81	0.07	5.44	5.52
	Bulk	0.00	0.00	0.12	5.44	5.57
	Traction	0.44	35.10	0.07	5.44	5.51
132 kV	Industrial	5.02	283.05	0.10	5.44	5.54
	Bulk	1.56	66.44	0.13	5.44	5.57
	Traction	0.10	9.50	0.06	5.44	5.50
66 kV	Industrial	372.97	4,762.82	0.44	5.57	6.01
	Domestic	1.56	16.45	0.53	5.57	6.10
	Bulk	21.13	186.65	0.63	5.57	6.20
	Commercial	6.11	34.92	0.97	5.57	6.55
33 kV	Industrial	24.20	284.78	0.47	5.57	6.05
	Domestic	0.76	4.96	0.86	5.57	6.43
	Temporary	1.25	8.80	0.79	5.57	6.36
11 kV	Industrial MS	53.46	192.58	1.61	5.80	7.41
	Industrial LS	1,114.95	6,598.87	0.98	5.80	6.78
	Domestic	30.54	139.30	1.27	5.80	7.07
	Commercial	119.12	604.37	1.14	5.80	6.94
	Bulk	33.86	158.39	1.24	5.80	7.04
	Temporary	5.90	28.79	1.19	5.80	6.99
	RWSS	11.20	65.54	0.99	5.80	6.79
LT	Industrial S.P.	183.21	651.02	1.80	6.39	8.18
	Industrial M.S.	296.24	1,417.40	1.33	6.39	7.72
	Industrial L.S.	7.65	68.01	0.72	6.39	7.10
	Domestic	1,917.13	13,178.55	0.93	6.39	7.31
	Agriculture	1,479.57	9,928.12	0.95	6.39	7.34
	Commercial	483.18	2,737.68	1.13	6.39	7.51
	Bulk	5.05	26.61	1.21	6.39	7.60
	Public Lightning	8.75	104.46	0.53	6.39	6.92
	Temporary	46.83	385.26	0.78	6.39	7.16
	RWSS	59.82	148.13	2.58	6.39	8.96
Total		6,297.34	42,683.58			



Account Head Information (Net-Progressive) of Corporate for the Month of March Final'2024

Account Code : 76.121

Account Description : Legal charges

Page 1 of 7

Sr. No.	Location Code	Division Name	Balance At the End of Current Month		Net	Net (In Lacs)
			Dr.	Cr.		
1	1	AO (OANDM) GNDTP BATHINDA	194430	0	194430	1.94
2	2	GGSTP ROPAR	549605	0	549605	5.50
3	4	AO (OANDM) LEHRAMOHABAT *99*	15951825	0	15951825	159.52
4	5	AO THERMAL DESIGN PTA	25864700	0	25864700	258.65
5	7	RE OANDM MPH TALWARA	8800	0	8800	0.09
6	9	RE UDBC PH MALIKPUR	5750	0	5750	0.06
7	11	RE SHANAN PSEB JOGINDER NAGAR	5862393	0	5862393	58.62
8	16	REJO AND M) SHAHPURKANDI *02*	15712	0	15712	0.16
9	17	AO HYDAL PROJECTS PTA	5350000	0	5350000	53.50
10	86	XEN.AHC OANDM GANGUWAL	85175	0	85175	0.85
11	118	MHC OANDM DIVN. TALWARA	35800	0	35800	0.36
12	131	XEN.CIVIL SPK PH PSEB HAZIPUR	270000	0	270000	2.70
13	252	AO, ACCOUNTING CELL, JULLUNDHAR	343075	0	343075	3.43
14	253	AO, CIVIL WORKS, PTA	27400	0	27400	0.27
15	255	AO TL TLSC ACCOUNTING UNIT PATIALA	15050	0	15050	0.15
16	256	AO GRID CONST. LDH.	18000	0	18000	0.18
17	267	PILOT WORKSHOP SARNA *05*	5000	0	5000	0.05
18	321	PATHANKOT CITY DN.	204741	0	204741	2.05
19	322	SUBURBAN PATHANKOT	347638	0	347638	3.48
20	323	GURDASPUR DN.	1106643	0	1106643	11.07
21	324	DHARIWAL DN.	124575	0	124575	1.25

Print Date : 19-Dec-2024

- 159 -

H. Kaur

Account Head Information (Net-Progressive) of Corporate for the Month of March Final'2024

Account Code : 76.121

Account Description : Legal charges

Sr. No.	Location Code	Division Name	Balance At the End of Current Month		Net	Net (In Lacs)
			Dr.	Cr.		
22	325	BATALA CITY DN.	281249	0	281249	2.81
23	326	BATALA SUBURBAN DN.	170600	0	170600	1.71
24	327	SH. HARGOBINDPUR SAHIB DN.*96*	330750	0	330750	3.31
25	331	EAST DN. AMRITSAR	1302268	0	1302268	13.02
26	332	WEST DN. AMRITSAR	78895	0	78895	0.79
27	333	SUBURBAN DN. AMRITSAR	137910	0	137910	1.38
28	334	AJNALA DN.	80875	0	80875	0.81
29	335	P AND M AMRITSAR - 2	10950	0	10950	0.11
30	341	TARNARN CITY DN.	1620480	0	1620480	16.20
31	342	TARNARN SUBURBAN DN.	264044	0	264044	2.64
32	343	JANDIALA GURU DN.	143775	0	143775	1.44
33	344	RAYYA DN.	33700	0	33700	0.34
34	345	PATTI DN.	104383	0	104383	1.04
35	346	BHIKHWIND DN.*90*	48895	0	48895	0.49
36	351	KAPURTHALA CITY DN.	116850	0	116850	1.17
37	352	KAPURTHALA SUBURBAN DN.	102378	0	102378	1.02
38	353	KARTARPUR DN.	134415	0	134415	1.34
39	361	NAWANSHAHAR DN.	324010	0	324010	3.24
40	362	BANGA DN.	42400	0	42400	0.42
41	363	GARSHANKAR DN.	59000	0	59000	0.59
42	364	GORAYA DN.	66200	0	66200	0.66
43	371	EAST DN. JULLUNDHAR	207325	0	207325	2.07
44	372	WEST DN. JULLUNDHAR	158510	0	158510	1.59
45	373	MODEL TOWN DN. JULLUNDHAR	147350	0	147350	1.47

Print Date : 19-Dec-2024

-160-

H. Kaur

Account Head Information (Net-Progressive) of Corporate for the Month of March Final'2024

Account Code : 76.121

Account Description : Legal charges

Sr. No.	Location Code	Division Name	Balance At the End of Current Month		Net	Net (In Lacs)
			Dr.	Cr.		
46	374	CANTT. DN. JULLUNDHAR	228300	0	228300	2.28
47	375	NAKODAR CITY DN.	102775	0	102775	1.03
48	376	NAKODAR SUBURBAN DN.	61550	0	61550	0.62
49	377	PHAGWARA DN.	137525	0	137525	1.38
50	381	HOSHIARPUR CITY DN.	63415	0	63415	0.63
51	382	HOSHIARPUR SUBURBAN DN.	65700	0	65700	0.66
52	383	DASUYA DN.	243875	0	243875	2.44
53	384	BHOGPUR DN.	163705	0	163705	1.64
54	385	MAHILPUR DN.	116520	0	116520	1.17
55	387	MUKERIAN DN. *96*	153075	0	153075	1.53
56	389	CIVIL CONST. AND MTC. DVN. JULLUNDHAR	42200	0	42200	0.42
57	391	PATIALA EAST DN.	183672	0	183672	1.84
58	392	PATIALA WEST DN.	1718844	0	1718844	17.19
59	393	PATIALA SUBURBAN DN.	218815	0	218815	2.19
60	394	RAJPURA DN.	160390	0	160390	1.60
61	395	NABHA DN.	264010	0	264010	2.64
62	396	SAMANA DN.	128605	0	128605	1.29
63	398	PATRAN DN. *96*	160825	0	160825	1.61
64	400	SR XEN COMMERCIAL DIVISION PATIALA	164775	0	164775	1.65
65	401	CONST. DIVN. APDRP PATIALA *05*	7184	0	7184	0.07
66	411	ROPAR DN.	159864	0	159864	1.60
67	412	MORINDA DN. AT KHARAR	285600	0	285600	2.86
68	413	ANANDPUR SAHIB DN.	339125	0	339125	3.39
69	414	MOHALI DN.	1000745	0	1000745	10.01

Print Date : 19-Dec-2024

716/- H. Kans

Account Head Information (Net-Progressive) of Corporate for the Month of March Final'2024

Account Code : 76.121

Account Description : Legal charges

Sr. No.	Location Code	Division Name	Balance At the End of Current Month		Net	Net (In Lacs)
			Dr.	Cr.		
70	415	ZIRKPUR DN.	420457	0	420457	4.20
71	417	LALRU DN.*99*	35850	0	35850	0.36
72	422	SIRHIND (OP) DIVN.	237225	0	237225	2.37
73	423	KHANNA (OP) DIVN.	441240	0	441240	4.41
74	424	DORAHA (OP) DIVN.	255615	0	255615	2.56
75	425	SAMRALA DN.	108041	0	108041	1.08
76	426	GOBINDGARH (OP-SPL) DIVN.	2201025	0	2201025	22.01
77	427	AMLOH (OP) DIVN.*93*	572647	0	572647	5.73
78	431	SANGRUR DN.	2143064	0	2143064	21.43
79	432	SUNAM CITY DN.	321642	0	321642	3.22
80	433	BARNALA CITY DN.	142125	0	142125	1.42
81	434	MALERKOTLA DN.	1274708	0	1274708	12.75
82	435	AHAMEDGARH DIVN.	87675	0	87675	0.88
83	436	P AND M SANGRUR	30850	0	30850	0.31
84	437	BARNALA SUBURBAN DN.*96*	78585	0	78585	0.79
85	438	SUNAM SUBURBAN AT LEHRAGAGA DN.*96*	66250	0	66250	0.66
86	439	DHURI DN.*96*	199635	0	199635	2.00
87	441	BATHINDA CITY DN.	976331	0	976331	9.76
88	442	BATHINDA SUBURBAN DN. AT RAMPURAP	244340	0	244340	2.44
89	443	MANSA DN.	395640	0	395640	3.96
90	444	MAUR DN.	123125	0	123125	1.23
91	445	MALOUT DN.	351215	0	351215	3.51
92	446	GIDARBAHA DN.	39200	0	39200	0.39
93	447	BUDHLADHA DN.*96*	197100	0	197100	1.97

Print Date : 19-Dec-2024

-162-

H.Kans

Account Head Information (Net-Progressive) of Corporate for the Month of March Final'2024

Account Code : 76.121

Account Description : Legal charges

Sr. No.	Location Code	Division Name	Balance At the End of Current Month		Net	Net (In Lacs)
			Dr.	Cr.		
94	449	BHAGTA BHAI KA DN.*02*	151525	0	151525	1.52
95	451	FEROZPUR CITY DN.	383060	0	383060	3.83
96	452	FEROZPUR SUBURBAN DN.	115791	0	115791	1.16
97	453	MUKATSAR DN.	346323	0	346323	3.46
98	454	ABOHAR DN.	225820	0	225820	2.26
99	456	JALALABAD DN.*95*	116175	0	116175	1.16
100	461	FARIDKOT DN.	275305	0	275305	2.75
101	462	KOTKAPURA DN.	240764	0	240764	2.41
102	463	MOGA CITY DN.	800459	0	800459	8.00
103	464	MOGA SUBURBAN DN.	176140	0	176140	1.76
104	465	BAGHAPURANA DN.	17850	0	17850	0.18
105	466	ZIRA DN.*94*	270225	0	270225	2.70
106	468	CIVIL CONST. AND MTC. DIVN. BATHINDA	155125	0	155125	1.55
107	471	CITY CENTRAL LUDHIANA (401)	238594	0	238594	2.39
108	472	WEST DIVN. LUDHIANA (402)	388025	0	388025	3.88
109	473	FOCAL POINT LUDHIANA (406)	1923118	0	1923118	19.23
110	474	JANTANAGAR LUDHIANA (409)*93*	211429	0	211429	2.11
111	475	MODEL TOWN LUDHIANA (404)	376765	0	376765	3.77
112	476	ESTATE DIVN. LUDHIANA *94*	197800	0	197800	1.98
113	478	CMC DIVN. LUDHIANA *95*	283144	0	283144	2.83
114	479	SUNDERNAGAR LUDHIANA *99*	1708439	0	1708439	17.08
115	481	LALTONKALAN DIVN.LUDH.(403)	420265	0	420265	4.20
116	482	ADDA DAKHA DIVN.LUDH.(405)	169586	0	169586	1.70
117	483	JAGRAON DIVN. (407)	45875	0	45875	0.46

Print Date : 19-Dec-2024

- 163 - H. KAUS

Account Head Information (Net-Progressive) of Corporate for the Month of March Final'2024

Account Code : 76.121

Account Description : Legal charges

Sr. No.	Location Code	Division Name	Balance At the End of Current Month		Net	Net (In Lacs)
			Dr.	Cr.		
118	484	RAIKOT DIVN *94*	16830	0	16830	0.17
119	488	CIVIL CONST. AND MTC. DVN. LDH	76965	0	76965	0.77
120	490	CITY CIRCLE AMRITSAR *96*	3293729	0	3293729	32.94
121	496	CIVIL CONST. AND MTC. DVN. ASR.	378823	0	378823	3.79
122	502	DIRBHA DN. *99*	152950	0	152950	1.53
123	511	FAZILKA DN. *98*	264825	0	264825	2.65
124	513	BADAL DN. *99*	398820	0	398820	3.99
125	521	AGAR NAGAR LUDHIANA *03*	427483	0	427483	4.27
126	522	APDRP DIVN. LUDHIANA *04*	3300	0	3300	0.03
127	615	P AND M GURDASPUR	58695	0	58695	0.59
128	635	P AND M MOHALI	38505	0	38505	0.39
129	652	P AND M KOTAKPIURA	130685	0	130685	1.31
130	658	P AND M MUKTSAR SAHIB	70100	0	70100	0.70
131	704	ME AMRITSAR	7107	0	7107	0.07
132	707	TRW DN. JAGRAON	31250	0	31250	0.31
133	712	CENTRAL STORE BATHINDA	15800	0	15800	0.16
134	713	CENTRAL STORE LUDHIANA	427030	0	427030	4.27
135	714	CENTRAL STORE JULLANDAR	34000	0	34000	0.34
136	715	CENTRAL STORE PATIALA	15800	0	15800	0.16
137	718	CENTRAL STORE KOTKAPURA *89*	26375	0	26375	0.26
138	719	CENTRAL STORE VERKA *89*	64150	0	64150	0.64
139	725	CENTRAL STORE FEROPUR *97*	10200	0	10200	0.10
140	726	CENTRAL STORE PATHANKOT *89*	5500	0	5500	0.06
141	729	CENTRAL STORE HOSHIARPUR *95*	3400	0	3400	0.03

Print Date : 19-Dec-2024

Handwritten signature/initials

Account Head Information (Net-Progressive) of Corporate for the Month of March Final'2024

Account Code : 76.121

Account Description : Legal charges

Sr. No.	Location Code	Division Name	Balance At the End of Current Month		Net	Net (In Lacs)
			Dr.	Cr.		
142	740	DIRECTOR COORDINATION DELHI	85800	0	85800	0.86
143	741	PRINCIPAL TTI PATIALA	25050	0	25050	0.25
144	745	ME LUNDHIANA *98*	46925	0	46925	0.47
145	746	ME BATHINDA *05*	6875	0	6875	0.07
146	760	AO FIELD BATHINDA	18550	0	18550	0.19
147	761	AO FIELD JULLUNDHAR	14550	0	14550	0.15
148	762	AO FIELD LUDHIANA	5300	0	5300	0.05
149	763	AO FIELD ROPAR	15250	0	15250	0.15
150	766	AO FIELD PATIALA	160332	0	160332	1.60
151	800	AO CASH PATIALA	117246261	0	117246261	1172.46
152	814	OMBUDSMAN ELECY.PB. CHD*08*	8650	0	8650	0.09
153	999	BBMB GEN.	1335428	0	1335428	13.35
GRAND TOTAL			213627098	0	213,627,098.00	2,136.27

-165 - HKans

Account Head Information (Net-Progressive) of Corporate for the Month of March Final'2024

Account Code : 76.125

Account Description : Other professional charges

Sr. No.	Location Code	Division Name	Balance At the End of Current Month		Net	Net (In Lacs)
			Dr.	Cr.		
1	5	AO THERMAL DESIGN PTA	97790	0	97790	0.98
2	7	RE OANDM MPH TALWARA	40678	0	40678	0.41
3	9	RE UBDC PH MALIKPUR	39185	0	39185	0.39
4	11	RE SHANAN PSEB JOGINDER NAGAR	5425	0	5425	0.05
5	16	RE(O AND M) SHAHPURKANDI *02*	58200	0	58200	0.58
6	85	AO ANANDPUR SAHIB	63428	0	63428	0.63
7	86	XEN.AHC OANDM GANGUWAL	56208	0	56208	0.56
8	93	DIRECTOR UBDC-2 HYDEL CHANDIGARH*8	45500	0	45500	0.46
9	118	MHC OANDM DIVN. TALWARA	10110	0	10110	0.10
10	127	AO MPH PSEB TALWARA	5550	0	5550	0.06
11	129	XEN.CIVIL MHC-II UCHHI BASSI	2000	0	2000	0.02
12	130	AO PANDA UBDC MALIKPUR PTK.	5300	0	5300	0.05
13	160	AO RSD SHAHPURKANDI *89*	2930	0	2930	0.03
14	252	AO, ACCOUNTING CELL, JULLUNDHAR	48616	0	48616	0.49
15	253	AO, CIVIL WORKS, PTA	33940	0	33940	0.34
16	267	PILOT WORKSHOP SARNA *05*	19078	0	19078	0.19
17	321	PATHANKOT CITY DN.	125400	0	125400	1.25
18	322	SUBURBAN PATHANKOT	130929	0	130929	1.31
19	323	GURDASPUR DN.	255603	0	255603	2.56
20	324	DHARIWAL DN.	122992	0	122992	1.23
21	325	BATALA CITY DN.	81151	0	81151	0.81

Print Date : 19-Dec-2024

Handwritten signature/initials

Account Head Information (Net-Progressive) of Corporate for the Month of March Final'2024

Account Code : 76.125

Account Description : Other professional charges

Sr. No.	Location Code	Division Name	Balance At the End of Current Month		Net	Net (In Lacs)
			Dr.	Cr.		
22	326	BATALA SUBURBAN DN.	231901	0	231901	2.32
23	327	SH. HARGOBINDPUR SAHIB DN.*96*	97134	0	97134	0.97
24	331	EAST DN. AMRITSAR	44120	0	44120	0.44
25	333	SUBURBAN DN. AMRITSAR	61051	0	61051	0.61
26	334	AJNALA DN.	70603	0	70603	0.71
27	335	P AND M AMRITSAR - 2	86530	0	86530	0.87
28	341	TARNTARN CITY DN.	63179	0	63179	0.63
29	343	JANDIALA GURU DN.	116620	0	116620	1.17
30	344	RAYYA DN.	51684	0	51684	0.52
31	345	PATTI DN.	71022	0	71022	0.71
32	351	KAPURTHALA CITY DN.	39811	0	39811	0.40
33	352	KAPURTHALA SUBURBAN DN.	34728	0	34728	0.35
34	353	KARTARPUR DN	12670	0	12670	0.13
35	363	GARSHANKAR DN.	20000	0	20000	0.20
36	364	GORAYA DN.	34003	0	34003	0.34
37	371	EAST DN. JULLUNDHAR	21668	0	21668	0.22
38	372	WEST DN. JULLUNDHAR	77589	0	77589	0.78
39	373	MODEL TOWN DN. JULLUNDHAR	102971	0	102971	1.03
40	374	CANTT. DN. JULLUNDHAR	51693	0	51693	0.52
41	375	NAKODAR CITY DN.	106594	0	106594	1.07
42	376	NAKODAR SUBURBAN DN.	13375	0	13375	0.13
43	379	OP CONST. JULLUNDHAR *96*	14042	0	14042	0.14
44	381	HOSHIARPUR CITY DN.	128676	0	128676	1.29
45	382	HOSHIARPUR SUBURBAN DN.	16677	0	16677	0.17

Print Date : 19-Dec-2024

Account Head Information (Net-Progressive) of Corporate for the Month of March Final'2024

Account Code : 76.125

Account Description : Other professional charges

Sr. No.	Location Code	Division Name	Balance At the End of Current Month		Net	Net (In Lacs)
			Dr.	Cr.		
46	383	DASUYA DN.	106814	0	106814	1.07
47	384	BHOGPUR DN.	64695	0	64695	0.65
48	386	P AND M HOSHIARPUR	57036	0	57036	0.57
49	387	MUKERIAN DN. *96*	150301	0	150301	1.50
50	389	CIVIL CONST. AND MTC. DVN. JULLUNDHAI	53100	0	53100	0.53
51	391	PATIALA EAST DN.	47390	0	47390	0.47
52	392	PATIALA WEST DN.	58450	0	58450	0.58
53	393	PATIALA SUBURBAN DN.	70599	0	70599	0.71
54	394	RAJPURA DN.	39853	0	39853	0.40
55	395	NABHA DN.	90201	0	90201	0.90
56	396	SAMANA DN.	24390	0	24390	0.24
57	398	PATRAN DN. *96*	51681	0	51681	0.52
58	400	SR XEN COMMERCIAL DIVISION PATIALA	53301	0	53301	0.53
59	401	CONST.DIVN.APDRP PATIALA *05*	9354	0	9354	0.09
60	402	CIVIL CONST. AND MTC. DVN. PTA	80020	0	80020	0.80
61	411	ROPAR DN.	208344	0	208344	2.08
62	412	MORINDA DN. AT KHARAR	61936	0	61936	0.62
63	413	ANANDPUR SAHIB DN.	65946	0	65946	0.66
64	414	MOHALI DN.	80961	0	80961	0.81
65	417	LALRU DN. *99*	32540	0	32540	0.33
66	422	SIRHIND (OP) DIVN.	66540	0	66540	0.67
67	423	KHANNA (OP) DIVN.	89170	0	89170	0.89
68	424	DORAHHA (OP) DIVN.	55186	0	55186	0.55
69	425	SAMRALA DN.	109068	0	109068	1.09

Print Date : 19-Dec-2024

1/2024
H.K. Singh

Account Head Information (Net-Progressive) of Corporate for the Month of March Final'2024

Account Code : 76.125

Account Description : Other professional charges

Sr. No.	Location Code	Division Name	Balance At the End of Current Month		Net	Net (In Lacs)
			Dr.	Cr.		
70	426	GOBINDGARH (OP-SPL) DIVN.	32692	0	32692	0.33
71	427	AMLOH (OP) DIVN.*93*	11597	0	11597	0.12
72	432	SUNAM CITY DN.	97848	0	97848	0.88
73	433	BARNALA CITY DN.	146168	0	146168	1.46
74	436	P AND M SANGRUR	119666	0	119666	1.20
75	437	BARNALA SUBURBAN DN.*96*	85819	0	85819	0.86
76	444	MAUR DN.	102442	0	102442	1.02
77	446	GIDDARBAHA DN.	39700	0	39700	0.40
78	447	BUDHLADHA DN.*96*	107224	0	107224	1.07
79	449	BHAGTA BHAI KA DN.*02*	8900	0	8900	0.09
80	451	FEROZPUR CITY DN.	31679	0	31679	0.32
81	452	FEROZPUR SUBURBAN DN.	26400	0	26400	0.26
82	454	ABOCHAR DN.	37987	0	37987	0.38
83	456	JALALABAD DN.*95*	15442	0	15442	0.15
84	461	FARIDKOT DN.	36455	0	36455	0.36
85	464	MOGA SUBURBAN DN.	77742	0	77742	0.78
86	465	BAGHAPURANA DN.	29400	0	29400	0.29
87	471	CITY CENTRAL LUDHIANA (401)	78977	0	78977	0.79
88	472	WEST DIVN. LUDHIANA (402)	45839	0	45839	0.46
89	473	FOCAL POINT LUDHIANA (406)	52296	0	52296	0.52
90	474	JANTANAGAR LUDHIANA (409)*93*	89193	0	89193	0.89
91	475	MODEL TOWN LUDHIANA (404)	28365	0	28365	0.28
92	476	ESTATE DIVN. LUDHIANA *94*	39570	0	39570	0.40
93	478	CMC DIVN. LUDHIANA *95*	534755	0	534755	5.35

Print Date : 19-Dec-2024

1169 - H.Kang

Account Head Information (Net-Progressive) of Corporate for the Month of March Final'2024

Account Code : 76.125

Account Description : Other professional charges

Sr. No.	Location Code	Division Name	Balance At the End of Current Month		Net	Net (In Lacs)
			Dr.	Cr.		
94	479	SUNDERNAGAR LUDHIANA *99*	13200	0	13200	0.13
95	481	LALTONKALAN DIVN LUDH.(403)	82265	0	82265	0.82
96	483	JAGRAON DIVN. (407)	56198	0	56198	0.56
97	484	RAIKOT DIVN.*94*	22000	0	22000	0.22
98	488	CIVIL CONST. AND MTC. DVN. LDH	129225	0	129225	1.29
99	490	CITY CIRCLE AMRITSAR *96*	65502	0	65502	0.66
100	496	CIVIL CONST. AND MTC. DVN. ASR.	86985	0	86985	0.87
101	502	DIRBHA DN.*99*	37300	0	37300	0.37
102	511	FAZILKA DN.*98*	65800	0	65800	0.66
103	513	BADAL DN.*99*	54406	0	54406	0.54
104	514	APDRP DIVN.BATHINDA *04*	21900	0	21900	0.22
105	521	AGAR NAGAR LUDHIANA *03*	48391	0	48391	0.48
106	522	APDRP DIVN. LUDHIANA *04*	10743	0	10743	0.11
107	615	P AND M GURDASPUR	116659	0	116659	1.17
108	625	P AND M NAWASHAHAR	28883	0	28883	0.29
109	635	P AND M MOHALI	63532	0	63532	0.64
110	652	P AND M KOTAKPURA	32633	0	32633	0.33
111	658	P AND M MUKTSAR SAHIB	32633	0	32633	0.33
112	705	ME PATIALA	19005	0	19005	0.19
113	707	TRW DN. JAGRAON	14450	0	14450	0.14
114	713	CENTRAL STORE LUDHIANA	20920	0	20920	0.21
115	714	CENTRAL STORE JULLANDAR	16992	0	16992	0.17
116	715	CENTRAL STORE PATIALA	23511	0	23511	0.24
117	716	CENTRAL STORE SANGRUR *89*	18740	0	18740	0.19

Print Date : 19-Dec-2024

170
H.Kans


Account Head Information (Net-Progressive) of Corporate for the Month of March Final'2024

Account Code : 76.125

Account Description : Other professional charges

Sr. No.	Location Code	Division Name	Balance At the End of Current Month		Net	Net (In Lacs)
			Dr.	Cr.		
118	716	CENTRAL STORE KOTKAPURA *89*	15800	0	15800	0.16
119	719	CENTRAL STORE VERKA *89*	69352	0	69352	0.69
120	726	CENTRAL STORE PATHANKOT *89*	19209	0	19209	0.19
121	728	CENTRAL STORE MOHALI *95*	12409	0	12409	0.12
122	729	CENTRAL STORE HOSHIARPUR *95*	18100	0	18100	0.18
123	732	CIVIL PILOT WORKSHOP MOHALI*95*	20300	0	20300	0.20
124	733	CIVIL PILOT WORKSHOP MUKATSAR *96*	14911	0	14911	0.15
125	734	AO DISPOSAL LUDHIANA *97*	1805904	0	1805904	18.06
126	740	DIRECTOR COORDINATION DELHI	47342	0	47342	0.47
127	741	PRINCIPAL TTI PATIALA	47835	0	47835	0.48
128	745	ME LUNDHIANA *98*	24559	0	24559	0.25
129	746	ME BATHINDA *05*	36500	0	36500	0.37
130	760	AO FIELD BATHINDA	9350	0	9350	0.09
131	761	AO FIELD JULLUNDHAR	8223	0	8223	0.08
132	762	AO FIELD LUDHIANA	10666	0	10666	0.11
133	765	AO FIELD AMRITSAR	8500	0	8500	0.09
134	766	AO FIELD PATIALA	30687	0	30687	0.31
135	770	DY. DIRECTOR COMPUTER CHANDIGARH	40689	0	40689	0.41
136	800	AO CASH PATIALA	93255329	0	93255329	932.55
137	812	CIVIL MTC-CELL PATIALA NO-I *95*	304335	0	304335	3.04
138	814	OMBUDSMAN ELECY PB. CHD*08*	13445	0	13445	0.13
139	817	AO PENSION PAYMENTS	24268	0	24268	0.24
		GRAND TOTAL	103340972	0	103,340,972.00	1,033.41

1271
H. Kaur





Account Head Information (Net-Progressive) of Corporate for the Month of March Final'2024

Account Code : 78.900

Account Description : Capitalisation of interest on funds used

Page 1 of 6

Sr. No.	Location Code	Division Name	Balance At the End of Current Month		Net	Net (In Lacs)
			Dr.	Cr.		
1	2	GGSTP ROPAR	0	281637	-281637	-2.82
2	4	AO (OANDM) LEHRAMOHABAT *99*	0	16368382	-16368382	-163.88
3	7	RE OANDM MPH TALWARA	0	28514031	-28514031	-285.14
4	9	RE UDBC PH MALIKPUR	0	3461255	-3461255	-34.61
5	11	RE SHANAN PSEB JOGINDER NAGAR	0	968714	-968714	-9.69
6	13	RE GENERATION DN. ANANDPUR SAHIB	0	1617392	-1617392	-16.17
7	16	RE(O AND M) SHAHPURKANDI *02*	0	2086431526	-2086431526	-20864.32
8	81	Accounts officer(OandM, Lehra Mohabbat(for c	0	105325671	-105325671	-1053.26
9	118	MHC OANDM DIVN. TALWARA	0	427385	-427385	-4.27
10	131	XEN.CIVIL SPK PH PSEB HAZIPUR	0	3153	-3153	-0.03
11	252	AO. ACCOUNTING CELL, JULLUNDHAR	0	104482572	-104482572	-1044.83
12	253	AO. CIVIL WORKS, PTA	0	50604986	-50604986	-506.05
13	255	AO TL TLSC. ACCOUNTING UNIT PATIALA	0	88786569	-88786569	-887.87
14	256	AO GRID CONST. LDH.	0	63537574	-63537574	-635.38
15	321	PATHANKOT CITY DN.	0	1603765	-1603765	-16.04
16	322	SUBURBAN PATHANKOT	0	840783	-840783	-8.41
17	323	GURDASPUR DN.	0	247438	-247438	-2.47
18	324	DHARIWAL DN.	0	76483	-76483	-0.76
19	325	BATALA CITY DN.	0	88761	-88761	-0.89
20	326	BATALA SUBURBAN DN.	0	3113	-3113	-0.03
21	327	SH. HARGOBINDPUR SAHIB DN.*98*	0	833456	-833456	-8.33

Print Date : 29-Dec-2024

- 172 -

H.Kang

Account Head Information (Net-Progressive) of Corporate for the Month of March Final'2024

Account Code : 78.900

Account Description : Capitalisation of interest on funds used

Sr. No.	Location Code	Division Name	Balance At the End of Current Month		Net	Net (In Lacs)
			Dr.	Cr.		
22	331	EAST DN. AMRITSAR	0	2579212	-2579212	-25.79
23	332	WEST DN. AMRITSAR	0	91738	-91738	-0.92
24	333	SUBURBAN DN. AMRITSAR	0	1028321	-1028321	-10.28
25	334	AJNALA DN.	0	1242199	-1242199	-12.42
26	341	TARNTARN CITY DN.	0	31079	-31079	-0.31
27	342	TARNTARN SUBURBAN DN.	0	208543	-208543	-2.09
28	343	JANDIALA GURU DN.	0	1757004	-1757004	-17.57
29	344	RAYYA DN.	0	312449	-312449	-3.12
30	345	PATTI DN.	0	425615	-425615	-4.26
31	346	BHIKIWIND DN.*90*	0	318056	-318056	-3.18
32	351	KAPURTHALA CITY DN.	0	1673329	-1673329	-16.73
33	352	KAPURTHALA SUBURBAN DN.	0	2603964	-2603964	-26.04
34	353	KARTARPUR DN.	0	2185789	-2185789	-21.86
35	361	NAWANSHAHAR DN.	0	637070	-637070	-6.37
36	362	BANGA DN.	0	1717994	-1717994	-17.18
37	363	GARSHANKAR DN.	0	1193011	-1193011	-11.93
38	364	GORAYA DN.	0	1028866	-1028866	-10.29
39	371	EAST DN. JULLUNDHAR	0	296851	-296851	-2.97
40	372	WEST DN. JULLUNDHAR	0	530732	-530732	-5.31
41	373	MODEL TOWN DN. JULLUNDHAR	0	246912	-246912	-2.47
42	374	CANTT. DN. JULLUNDHAR	0	838369	-838369	-8.38
43	375	NAKODAR CITY DN.	0	158893	-158893	-1.59
44	376	NAKODAR SUBURBAN DN.	0	157884	-157884	-1.58
45	377	PHAGWARA DN.	0	947145	-947145	-9.47

Print Date : 29-Dec-2024

- 173 -

H.Kaur

Account Head Information (Net-Progressive) of Corporate for the Month of March Final'2024

Account Code : 78.900

Account Description : Capitalisation of interest on funds used

Sr. No.	Location Code	Division Name	Balance At the End of Current Month		Net	Net (In Lacs)
			Dr.	Cr.		
46	381	HOSHIARPUR CITY DN.	0	1296601	-1296601	-12.97
47	382	HOSHIARPUR SUBURBAN DN.	0	1694455	-1694455	-16.94
48	383	DASUYA DN.	0	1331703	-1331703	-13.32
49	384	BHOGPUR DN.	0	907595	-907595	-9.08
50	385	MAHILPUR DN.	0	266127	-266127	-2.66
51	386	P AND M HOSHIARPUR	0	195776	-195776	-1.96
52	387	MUKERIAN DN. *96*	0	663669	-663669	-6.64
53	389	CIVIL CONST. AND MTC. DVN. JULLUNDAH	0	1750656	-1750656	-17.51
54	391	PATIALA EAST DN.	0	1110724	-1110724	-11.11
55	392	PATIALA WEST DN.	0	569745	-569745	-5.70
56	393	PATIALA SUBURBAN DN.	0	403069	-403069	-4.03
57	394	RAJPURA DN.	0	193960	-193960	-1.94
58	395	NABHA DN.	0	923648	-923648	-9.24
59	396	SAMANA DN.	0	914183	-914183	-9.14
60	398	PATRAM DN. *96*	0	560698	-560698	-5.61
61	400	SR XEN COMMERCIAL DIVISION PATIALA	0	195883	-195883	-1.96
62	402	CIVIL CONST. AND MTC. DVN. PTA	0	5003574	-5003574	-50.04
63	411	ROPAR DN.	0	853784	-853784	-8.54
64	412	MORINDA DN. AT KHARAR	0	971871	-971871	-9.72
65	413	ANANDPUR SAHIB DN.	0	1264776	-1264776	-12.65
66	414	MOHALI DN.	0	196442	-196442	-1.96
67	415	ZIRKPUR DN.	0	924934	-924934	-9.25
68	417	LALRU DN *99*	0	1414934	-1414934	-14.15
69	422	SIRHIND (OP) DIVN.	0	691855	-691855	-6.92

Print Date : 29-Dec-2024

Account Head Information (Net-Progressive) of Corporate for the Month of March Final'2024

Account Code : 78.900

Account Description : Capitalisation of interest on funds used

Sr. No.	Location Code	Division Name	Balance At the End of Current Month		Net	Net (In Lacs)
			Dr.	Cr.		
70	423	KHANNA (OP) DIVN.	0	710250	-710250	-7.10
71	424	DORAH (OP) DIVN.	0	794186	-794186	-7.94
72	425	SAMRALA DN.	0	302656	-302656	-3.03
73	426	GOBINDGARH (OP-SPL) DIVN.	0	1243727	-1243727	-12.44
74	427	AMLOH (OP) DIVN.*93*	0	173100	-173100	-1.73
75	433	BARNALA CITY DN.	0	33439	-33439	-0.33
76	434	MALERKOTLA DN.	0	801889	-801889	-8.02
77	435	AHAMEDGARH DIVN.	0	1721348	-1721348	-17.21
78	436	P AND M SANGRUR	0	232887	-232887	-2.33
79	437	BARNALA SUBURBAN DN.*96*	0	67735	-67735	-0.68
80	438	SUNAM SUBURBAN AT LEHRAGAGA DN.*96*	0	139947	-139947	-1.40
81	439	DHURI DN.*96*	0	558041	-558041	-5.58
82	441	BATHINDA CITY DN.	0	715869	-715869	-7.16
83	442	BATHINDA SUBURBAN DN. AT RAMPURAP	0	255054	-255054	-2.55
84	443	MANSA DN.	0	414668	-414668	-4.15
85	444	MAUR DN.	0	2203880	-2203880	-22.04
86	445	MALOUT DN.	0	1341259	-1341259	-13.41
87	447	BUDHLADHA DN.*96*	0	2350533	-2350533	-23.51
88	449	BHAGTA BHAI KA DN.*02*	0	345379	-345379	-3.45
89	451	FEROZPUR CITY DN.	0	260520	-260520	-2.61
90	452	FEROZPUR SUBURBAN DN.	0	388213	-388213	-3.88
91	453	MUKATSAR DN.	0	735052	-735052	-7.35
92	454	ABOHAR DN.	0	797666	-797666	-7.98
93	456	JALALABAD DN.*95*	0	598718	-598718	-5.99

Print Date : 29-Dec-2024

H. Kaur

Account Head Information (Net-Progressive) of Corporate for the Month of March Final'2024

Account Code : 78.900

Account Description : Capitalisation of interest on funds used

Sr. No.	Location Code	Division Name	Balance At the End of Current Month		Net	Net (In Lacs)
			Dr.	Cr.		
94	461	FARIDKOT DN.	0	147385	-147385	-1.47
95	462	KOTKAPURA DN.	0	274946	-274946	-2.75
96	463	MOGA CITY DN.	0	166607	-166607	-1.67
97	464	MOGA SUBURBAN DN.	0	321990	-321990	-3.22
98	465	BAGHAPURANA DN.	0	26087	-26087	-0.26
99	466	ZIRA DN.*94*	0	3979	-3979	-0.04
100	468	CIVIL CONST. AND MTC. DVN. BATHINDA	0	144166	-144166	-1.44
101	471	CITY CENTRAL LUDHIANA (401)	0	799425	-799425	-7.99
102	472	WEST DIVN. LUDHIANA (402)	0	678305	-678305	-6.78
103	473	FOCAL POINT LUDHIANA (406)	0	123722	-123722	-1.24
104	474	JANTANAGAR LUDHIANA (409)*93*	0	1035974	-1035974	-10.36
105	475	MODEL TOWN LUDHIANA (404)	0	222376	-222376	-2.22
106	476	ESTATE DIVN. LUDHIANA *94*	0	283248	-283248	-2.83
107	478	CMC DIVN. LUDHIANA *95*	0	1151917	-1151917	-11.52
108	479	SUNDERNAGAR LUDHIANA *99*	0	1414119	-1414119	-14.14
109	481	LALTONKALAN DIVN.LUDH.(403)	0	712409	-712409	-7.12
110	482	ADDA DAKHA DIVN.LUDH.(405)	0	93391	-93391	-0.93
111	483	JAGRAON DIVN. (407)	0	114752	-114752	-1.15
112	484	RAIKOT DIVN.*94*	0	2010135	-2010135	-20.10
113	488	CIVIL CONST. AND MTC. DVN. LDH	0	641193	-641193	-6.41
114	490	CITY CIRCLE AMRITSAR *96*	0	65400	-65400	-0.65
115	496	CIVIL CONST. AND MTC. DVN. ASR.	0	1067715	-1067715	-10.68
116	502	DIRBHA DN.*99*	0	308104	-308104	-3.08
117	511	FAZILKA DN.*98*	0	362589	-362589	-3.63

Print Date : 29-Dec-2024

Account Head Information (Net-Progressive) of Corporate for the Month of March Final'2024

Account Code : 78.900

Account Description : Capitalisation of interest on funds used

Sr. No.	Location Code	Division Name	Balance At the End of Current Month		Net	Net (In Lacs)
			Dr.	Cr.		
118	513	BADAL DN.*99*	0	366029	-366029	-3.66
119	521	AGAR NAGAR LUDHIANA *03*	0	410776	-410776	-4.11
120	625	P AND M NAWASHAHAR	0	262602	-262602	-2.63
121	633	P AND M KHANNA	0	13808	-13808	-0.14
122	635	P AND M MOHALI	0	604778	-604778	-6.05
123	806	AO RE PATIALA	0	2310219	-2310219	-23.10
124	812	CIVIL MTC CELL PATIALA NO-1 *95*	0	91746	-91746	-0.92
125	813	AO APDRP PATIALA *05*	0	24207289	-24207289	-242.07
		GRAND TOTAL	0	2658639530	-2,658,639,530.00	-26,586.40

123

H.Kens



PUNJAB STATE POWER CORPORATION LIMITED
 (O/O CE/Commercial, Patiala, Ph.No.0175-2214495)
 Regd. Office- PSEB Head Office, The Mall, Patiala-147001
 Corporate Identity Number:U40109PB20108GC033813
 Tele Fax: 0175-2210320 email: ce-commercial@pspcl.inseregulation@gmail.com

Commercial Circular No. 15/2022

To

All Engineer-in-Chief/Chief Engineer(DS),
 Under Punjab State Power Corporation Limited.

Memo No. 131/135 /DD/SR-53 Dated:- 29.6.2022

Sub:- Regarding Bank Rate notified by RBI , Base Rate & MCLR notified by SBI w.e.f. 01.04.2022.

Vide Notification No. PSERC/Secy./Reg.-114 dated 22/6/16 Electricity Supply Code & Related Matters (1st amendment) Regulation-2016 was issued and circulated vide CC No. 19/2016 dated 06.07.2016. As per the amended Regulations, SBI Base Rate and RBI Bank Rate have been made applicable in different Regulations of the supply code. These rates were notified to be applicable vide CC No. 30/2016 dt. 04.08.2016 for 2016-17 (w.e.f. 23.06.2016), CC No. 26/2017 dt. 07.06.2017 for 2017-18, CC no. 36/2018 dt. 24.05.2018 for 2018-19, CC No. 22/2019 dt. 07.05.2019 for 2019-20, CC No. 26/2020 dt. 02.06.2020 for 2020-21 and CC No. 19/2021 dt.29.04.2021 for 2021-22.


Now Vide Notification No. PSERC/Secy./Reg.-157 dated 20/07/21 Electricity Supply Code & Related Matters (9th amendment) Regulation-2021 (CC NO. 33/2021) was issued. As per this amended Regulations MCLR is also applicable for regulation 31.8 of supply code 2014. Accordingly, Bank Rate and Base Rate and MCLR applicable for the year 2022-23 (w.e.f. 01.04.2022) as notified by RBI and SBI shall be as under:-

- 1) *SBI Base Rate as on 01.04.2022 is 7.55%.*
- 2) *RBI Bank Rate as on 01.04.2022 is 4.25%*
- 3) *SBI MCLR Rate as on 01.04.2022 is 7.00%*

Meticulous compliance of the above may be ensured by all the field officers.

This issues with the approval of competent authority.

H.K. Singh


 SE/Regulation,
 for CE/Commercial
 PSPCL, Patiala.

ਉਪਰੋਕਤ ਦਾ ਉਤਾਰਾ ਹੇਠ ਲਿਖਿਆ ਨੂੰ ਸੂਚਨਾ ਅਤੇ ਲੋੜੀਂਦੀ ਕਾਰਵਾਈ ਲਈ ਭੇਜਿਆ ਜਾਂਦਾ ਹੈ:-

1. ਮਾਨਯੋਗ ਬਿਜਲੀ ਮੰਤਰੀ, ਕਮਰਾਨੰ: 24, 7 ਵੀ ਮੰਜਿਲ, ਪੰਜਾਬ ਸਿਵਲ ਸਕੱਤਰੇਤ-1, ਚੰਡੀਗੜ੍ਹ।
2. ਵਾਧੀਕ ਮੁੱਖ ਸਕੱਤਰ/ਬਿਜਲੀ ਵਿਭਾਗ, ਪੰਜਾਬ ਸਰਕਾਰ, ਕਮਰਾ ਨੰ: 6, ਪੰਜਾਬ ਸਿਵਲ ਸਕੱਤਰੀਏਟ, ਸੈਕਟਰ-1, ਚੰਡੀਗੜ੍ਹ।
3. ਪ੍ਰਿੰਸੀਪਲ ਸੈਕਟਰੀ/ਫਾਇਨਾਨਸ ਟੂ ਗੋਹਮਿੰਟ ਪੰਜਾਬ ਐਕਸ ਆਫੀਸੋ ਮੈਂਬਰ, ਪੰਜਾਬ ਸਰਕਾਰ, ਚੰਡੀਗੜ੍ਹ।
4. ਸਕੱਤਰ, ਪੰਜਾਬ ਸਰਕਾਰ/ਇੰਡ: ਅਤੇ ਕਾਮਰਸ ਵਿਭਾਗ, ਉਦਯੋਗ ਭਵਨ, ਸੈਕਟਰ-17, ਚੰਡੀਗੜ੍ਹ।
5. ਪ੍ਰੋਜੈਕਟ, ਸਟੇਟ ਫਿਸਪਿਊਟ ਚਿਤਰੈਸਲ ਕਮਿਸ਼ਨ (ਪੰਜਾਬ) ਐਸ.ਸੀ.ਓ.ਨੰ: 3009-10, ਸੈਕਟਰ-22, ਚੰਡੀਗੜ੍ਹ।
6. ਸਕੱਤਰ, ਪੀ.ਐਸ.ਈ.ਆਰ.ਸੀ., ਸਾਈਟ ਨੰ: 3, ਸੈਕਟਰ-18 ਏ, ਮਧਿਆ ਮਾਰਗ, ਚੰਡੀਗੜ੍ਹ-160018।
7. ਲੋਕਪਾਲ, ਬਿਜਲੀ, ਪੰਜਾਬ, 66 ਕੇ.ਵੀ.ਗਰਿਡ ਸਬ ਸਟੇਸ਼ਨ, ਪਲਾਟ ਨੰ: ਏ-2, ਉਦਯੋਗਿਕ ਖੇਤਰ, ਫੇਸ.1, ਐਸ.ਏ.ਐਸ. ਨਗਰ (ਸੋਹਾਲੀ)-160055।
8. ਨਿੱਜੀ ਸਕੱਤਰ ਟੂ ਬਿਜਲੀ ਮੰਤਰੀ, ਪੰਜਾਬ ਸਿਵਲ ਸਕੱਤਰੇਤ, ਪੰਜਾਬ ਸਰਕਾਰ, ਚੰਡੀਗੜ੍ਹ।
9. ਚੀਫ ਕੋ-ਆਰਡੀਨੇਟਰ, ਉਦਯੋਗ ਸਹਾਇਕ ਡਾਇਰੈਕਟਰ ਆਫ ਇੰਡੀਸਟਰੀਜ਼ ਪੰਜਾਬ, ਸੈਕਟਰ -17, ਚੰਡੀਗੜ੍ਹ।


ਸੀਨੀਅਰ ਕਾ: ਕਾ: ਇੰਜ: / ਐਸ. ਆਰ.,
ਵਾ: ਮੁੱਖ ਇੰਜੀਨੀਅਰ/ਵਣਜ,
ਪੀ.ਐਸ.ਪੀ.ਸੀ.ਐਲ., ਪਟਿਆਲਾ।

ਸੀ.ਸੀ.

The following may download the circular from PSPCL website (www.pspcl.in).

1. ਪੀ.ਐਸ.ਟੂ ਚੇਅਰਮੈਨ-ਕਮ-ਮੈਨੇਜਿੰਗ ਡਾਇਰੈਕਟਰ, ਪੰਜਾਬ ਰਾਜ ਪਾਵਰ ਕਾਰਪੋਰੇਸ਼ਨ ਲਿਮ, ਪਟਿਆਲਾ।
2. ਸਾਰੇ ਨਿਰਦੇਸ਼ਕ, ਪੰਜਾਬ ਰਾਜ ਪਾਵਰ ਕਾਰਪੋਰੇਸ਼ਨ ਲਿਮ, ਪਟਿਆਲਾ।
3. ਮੁੱਖ ਇੰਜ: / ਚੇਅਰਮੈਨ (ਫੋਰਮ), ਪੀ.-1, ਵਾਈਟਹਾਊਸ, ਰਾਜਪੁਰਾ ਕਲੋਨੀ, ਪਟਿਆਲਾ।
4. ਮੁੱਖ ਇੰਜ: / ਚੇਅਰਮੈਨ (ਫੋਰਮ), 220 ਕੇਵੀ ਸਬਸਟੇਸ਼ਨ, ਫਿਰੋਜਪੁਰ ਰੋਡ, ਸਾਹਮਣੇ ਵੇਰਕਾ ਮਿਲਕ ਪਲਾਂਟ, ਪੀ.ਐਸ.ਪੀ.ਸੀ.ਐਲ., ਲੁਧਿਆਣਾ।
5. ਮੁੱਖ ਪ੍ਰਬੰਧਕੀ ਅਤੇ ਆਈ.ਆਰ., ਪੀ.ਐਸ.ਪੀ.ਸੀ.ਐਲ., ਪਟਿਆਲਾ।
6. ਮੁੱਖ ਬਿਜਲੀ ਇੰਸਪੈਕਟਰ, ਪੰਜਾਬ ਸਰਕਾਰ, ਪਟਿਆਲਾ।
7. ਮੁੱਖ ਆਡੀਟਰ, ਪੀ.ਐਸ.ਪੀ.ਸੀ.ਐਲ., ਪਟਿਆਲਾ।
8. ਮੁੱਖ ਇੰਜੀਨੀਅਰ/ਏ.ਆਰ.ਆਰ, ਤੇ ਟੀ.ਆਰ., ਪੀ.ਐਸ.ਪੀ.ਸੀ.ਐਲ., ਪਟਿਆਲਾ।
9. ਮੁੱਖ ਇੰਜ: / ਆਈ.ਟੀ., ਪੀ.ਐਸ.ਪੀ.ਸੀ.ਐਲ., ਪਟਿਆਲਾ।
10. ਡੀ.ਜੀ.ਐਮ./ਆਈ.ਟੀ., (ਐਸ.ਡੀ. ਅਤੇ ਆਈ.) ਅਤੇ ਉਪ ਮੁੱਖ ਇੰਜ/ਬਿਲਿੰਗ, ਪੀ.ਐਸ.ਪੀ.ਸੀ.ਐਲ., ਪਟਿਆਲਾ।
11. ਉਪ ਮੁੱਖ ਇੰਜ/ਸੇਲਜ਼-1, ਉਪ ਮੁੱਖ ਇੰਜ/ਸੇਲਜ਼-2, ਪੀ.ਐਸ.ਪੀ.ਸੀ.ਐਲ.।
12. ਸਾਰੇ ਨਿਗਰਾਨ ਇੰਜੀਨੀਅਰ (ਵੱਡ), ਪੀ.ਐਸ.ਪੀ.ਸੀ.ਐਲ.।
13. ਸਾਰੇ ਵਾਧੀਕ ਨਿਗ: ਇੰਜ: / ਸੀ.ਕਾ.ਕਾ. ਇੰਜ: / ਏ.ਈ.ਈ./ਏ.ਈ.ਐਥੀਨ (ਵੱਡ) ਸੰਸਥਾ।

H. Kaur



PUNJAB STATE POWER CORPORATION LIMITED

(O/O CE/Commercial, Patiala, Ph.No.0175-2214495)
Regd. Office- PSEB Head Office, The Mall, Patiala-147001
Corporate Identity Number:U40109PB20108GC033813
email: ce-commercial@pspl.in seregulation1@gmail.com esalestwo@gmail.com

Commercial Circular No. 25 / 2023

To

All Engineer-in-Chief/Chief Engineer (DS).
Under Punjab State Power Corporation Limited.

Memo No. 224-228 /SR-53

Dated: - 01.06.2023

Sub:- Regarding Bank Rate notified by RBI, Base Rate & MCLR notified by SBI
w.e.f. 01.04.2023.

Vide Notification No. PSERC/Secy./Reg.-114 dated 22/6/16 Electricity Supply Code & Related Matters (1st amendment) Regulation-2016 was issued and circulated vide CC No. 19/2016 dated 06.07.2016. As per the amended Regulations, SBI Base Rate and RBI Bank Rate have been made applicable in different Regulations of the supply code. These rates were notified to be applicable vide CC No. 30/2016 dt. 04.08.2016 for 2016-17 (w.e.f. 23.06.2016), CC No. 26/2017 dt. 07.06.2017 for 2017-18, CC no. 36/2018 dt. 24.05.2018 for 2018-19, CC No. 22/2019 dt. 07.05.2019 for 2019-20, CC No. 26/2020 dt. 02.06.2020 for 2020-21, CC No. 19/2021 dt.29.04.2021 for 2021-22 and CC No. 15/2022 dt.29.06.22 for 2022-23.


Vide Notification No. PSERC/Secy./Reg.-157 dated 20/07/21 Electricity Supply Code & Related Matters (9th amendment) Regulation-2021 (CC NO. 33/2021) was issued. As per this amended Regulations, Marginal Cost Lending Rates (MCLR) is also applicable for regulation 31.8 of supply code 2014.

Accordingly, Bank Rate and Base Rate and MCLR applicable for the year 2023-24 (w.e.f. 01.04.2023) as notified by RBI and SBI shall be as under:-

- 1) SBI Base Rate as on 01.04.2023 is 10.10 %.
- 2) RBI Bank Rate as on 01.04.2023 is 6.75 %
- 3) SBI MCLR Rate as on 01.04.2023 is 8.50 %

Meticulous compliance of the above may be ensured by all the field officers.

This has been issued with the approval of competent authority.


Dy. CE/ Sales-II,
for CE/Commercial
PSPCL, Patiala.

ਪਿੱਠ ਅੰਕਣ ਨੰ: 229-237

ਮਿਤੀ: 01-06-2023

ਉਪਰੋਕਤ ਯਾ ਉਤਾਰਾ ਹੇਠ ਲਿਖਿਆਂ ਨੂੰ ਸੂਚਨਾ ਅਤੇ ਲੋੜੀਂਦੀਆਂ ਵਾਈਲਟੀ ਭੇਜਿਆ ਜਾਂਦਾ ਹੈ:-

- 1 ਮਾਨਯੋਗ ਬਿਜਲੀ ਮੰਤਰੀ, ਕਮਿਸ਼ਨ: 533/534, 5ਵੀਂ ਮੰਜਿਲ, ਪੰਜਾਬ ਸਿਵਲ ਸਕੱਤਰੇਤ-1, ਚੰਡੀਗੜ੍ਹ।
- 2 ਵਧੀਕ ਮੁੱਖ ਸਕੱਤਰ/ਬਿਜਲੀ ਇੰਜੀਨੀਅਰ, ਪੰਜਾਬ ਸਰਕਾਰ, ਕਮਿਸ਼ਨ: 6, ਪੰਜਾਬ ਸਿਵਲ ਸਕੱਤਰੇਤ, ਸੈਕਟਰ-1, ਚੰਡੀਗੜ੍ਹ।
- 3 ਪ੍ਰਿੰਸੀਪਲ ਨੀਕਟਰੀ/ਫਾਇਨਾਸ ਟੂ ਗ੍ਰੇਡਿੰਗ ਪੰਜਾਬ ਐਕਸ ਆਫੀਸੋ ਸਿੱਖਰ, ਪੰਜਾਬ ਸਰਕਾਰ, ਚੰਡੀਗੜ੍ਹ।
- 4 ਸਕੱਤਰ, ਪੰਜਾਬ ਸਰਕਾਰ/ਇੰਜ: ਅਤੇ ਕਮਿਸ਼ਨ ਇੰਜੀਨੀਅਰ, ਉਦਯੋਗਕਾਰ, ਸੈਕਟਰ-17, ਚੰਡੀਗੜ੍ਹ।
- 5 ਪ੍ਰੋਜੈਕਟ, ਸਟੇਟ ਡਿਸਪਿਊਟ ਹਿਡਪੋਸਲ ਕਮਿਸ਼ਨ (ਪੰਜਾਬ) ਐਸ.ਸੀ.ਓ.ਨੰ: 3009-10, ਸੈਕਟਰ-22, ਚੰਡੀਗੜ੍ਹ।
- 6 ਸਕੱਤਰ, ਪੀ.ਐਸ.ਈ.ਆਰ.ਸੀ., ਸਾਈਟ ਨੰ: 3, ਸੈਕਟਰ-18 ਏ, ਮਹਿਮਮਾਰਗ, ਚੰਡੀਗੜ੍ਹ-160018
- 7 ਲੋਕਪਾਲ ਬਿਜਲੀ, ਪੰਜਾਬ, 66 ਕੇ.ਵੀ.ਗਰਿਡ ਸਬ ਸਟੇਸ਼ਨ, ਮਲਾਟਨੰ: ਏ-2, ਉਦਯੋਗਕਾਰ ਖੇਤਰ, ਫੇਸ.1, ਐਸ.ਏ.ਐਸ. ਨਗਰ (ਮੋਹਾਲੀ)-160055
- 8 ਇੰਜੀਨੀਅਰ ਸਕੱਤਰ ਟੂ ਬਿਜਲੀ ਮੰਤਰੀ, ਪੰਜਾਬ ਸਿਵਲ ਸਕੱਤਰੇਤ, ਪੰਜਾਬ ਸਰਕਾਰ, ਚੰਡੀਗੜ੍ਹ।
- 9 ਚੀਫ ਕੋ-ਆਰਡੀਨੇਟਰ, ਉਦਯੋਗ ਸਹਾਇਕ ਡਾਇਰੈਕਟਰ ਆਫ ਇੰਡੀਸਟਰੀਜ਼ ਪੰਜਾਬ, ਸੈਕਟਰ 17, ਚੰਡੀਗੜ੍ਹ।

Quitch
ਵਧੀਕ ਨਿਗ: ਇੰਜ/ਸਿਲਜ ਰੇਗੂਲੇਸ਼ਨ,
ਵਾ: ਮੁੱਖ ਇੰਜੀਨੀਅਰ / ਵਣਜ,
ਪੀ.ਐਸ.ਪੀ.ਸੀ.ਐਲ, ਪਟਿਆਲਾ।

ਸੀ.ਸੀ.

The following may download the circular from PSPCL website (www.pspcl.in).

- 1 ਪੀ.ਐਸ.ਟੂ ਚੇਅਰਮੈਨ-ਕਮ-ਮੈਨੇਜਿੰਗ ਡਾਇਰੈਕਟਰ, ਪੰਜਾਬ ਰਾਜ ਪਾਵਰ ਕਾਰਪੋਰੇਸ਼ਨ ਲਿਮਿਟਿਡ, ਪਟਿਆਲਾ।
- 2 ਸਾਰੇ ਨਿਵੇਦਕ, ਪੰਜਾਬ ਰਾਜ ਪਾਵਰ ਕਾਰਪੋਰੇਸ਼ਨ ਲਿਮਿਟਿਡ, ਪਟਿਆਲਾ।
- 3 ਮੁੱਖ ਇੰਜ/ਚੇਅਰਮੈਨ (ਫੋਰਮ), ਫਿਰੋਜ਼ਪੁਰ ਰੋਡ, ਲੁਧਿਆਣਾ।
- 4 ਮੁੱਖ ਪ੍ਰਬੰਧਕੀ ਅਤੇ ਆਈ.ਆਰ., ਪੀ.ਐਸ.ਪੀ.ਸੀ.ਐਲ., ਪਟਿਆਲਾ।
- 5 ਮੁੱਖ ਬਿਜਲੀ ਇੰਜੀਨੀਅਰ, ਪੰਜਾਬ ਸਰਕਾਰ, ਪਟਿਆਲਾ।
- 6 ਮੁੱਖ ਆਈਟਰ, ਪੀ.ਐਸ.ਪੀ.ਸੀ.ਐਲ., ਪਟਿਆਲਾ।
- 7 ਮੁੱਖ ਇੰਜੀਨੀਅਰ/ਏ.ਆਰ.ਆਰ. ਡੇ ਟੀ.ਆਰ., ਪੀ.ਐਸ.ਪੀ.ਸੀ.ਐਲ., ਪਟਿਆਲਾ।
- 8 ਮੁੱਖ ਇੰਜ/ਆਈ.ਟੀ., ਪੀ.ਐਸ.ਪੀ.ਸੀ.ਐਲ., ਪਟਿਆਲਾ।
- 9 ਡੀ.ਜੀ.ਐਮ./ਆਈ.ਟੀ., (ਐਸ.ਡੀ.ਅਤੇ ਆਈ.) ਪੀ.ਐਸ.ਪੀ.ਸੀ.ਐਲ., ਪਟਿਆਲਾ।
- 10 ਸਾਰੇ ਨਿਗਰਾਨ ਇੰਜੀਨੀਅਰ (ਵੱਡੇ), ਪੀ.ਐਸ.ਪੀ.ਸੀ.ਐਲ.।
- 11 ਉਪ ਮੁੱਖ ਇੰਜ/ਸਿਲਜ-1 ਅਤੇ ਉਪ ਮੁੱਖ ਇੰਜ/ਸਿਲਜ-2, ਪੀ.ਐਸ.ਪੀ.ਸੀ.ਐਲ., ਪਟਿਆਲਾ।
- 12 ਸਾਰੇ ਵਧੀਕ ਨਿਗ: ਇੰਜ/ ਸੀ.ਕਾ.ਕਾ.ਇੰਜ./ਏ.ਈ.ਈ./ਏ.ਈ.ਐਮ. ਆਫੀਸ ਡਿਵੀਜ਼ਨ ਅਤੇ ਵਣਜ ਸੰਸਥਾ।

H. Kaur



Account Head Information (Net-Progressive) of Corporate for the Month of March Final '2024

Account Code : 62.912

Account Description : Sundry credit balances written back

Page 1 of 3

Sr. No.	Location Code	Division Name	Balance At the End of Current Month		Net	Net (In Lacs)
			Dr.	Cr.		
1	1	AO (OANDM) GNDTP BATHINDA	0	319379728	319379728	3193.80
2	2	GGSTP ROPAR	0	1199671	1199671	12.00
3	4	AO (OANDM) LEHRAMOHABAT *99*	0	20443	20443	0.20
4	7	RE OANDM MPH TALWARA	0	3358132	3358132	33.58
5	11	RE SHANAN PSEB JOGINDER NAGAR	0	3545197	3545197	35.45
6	13	RE GENERATION DN. ANANDPUR SAHIB	0	243855	243855	2.44
7	86	XEN.AHC OANDM GANGUWAL	0	26514	26514	0.27
8	93	DIRECTOR UBDC-2 HYDEL CHANDIGARH*8	0	247787	247787	2.48
9	118	MHC OANDM DIVN. TALWARA	0	75830	75830	0.76
10	127	AO MPH PSEB TALWARA	0	3725	3725	0.04
11	129	XEN.CIVIL MHC-II UCHHI BASSI	0	892967	892967	8.93
12	131	XEN.CIVIL SPK PH PSEB HAZIPUR	0	93459	93459	0.93
13	147	XEN.CIVIL RHPH ROPAR	0	7646	7646	0.08
14	160	AO RSD SHAHPURKANDI *89*	0	75627	75627	0.76
15	253	AO, CIVIL WORKS, PTA	0	179503	179503	1.80
16	255	AO TL TLSC ACCOUNTING UNIT PATIALA	0	1880650	1880650	18.81
17	256	AO GRID CONST. LDH.	0	534740	534740	5.35
18	321	PATHANKOT CITY DN.	0	682373	682373	6.82
19	322	SUBURBAN PATHANKOT	0	2818	2818	0.03
20	323	GURDASPUR DN.	0	5396	5396	0.05
21	327	SH. HARGOBINDPUR SAHIB DN.*96*	0	5000	5000	0.05

Print Date : 19-Dec-2024

Account Head Information (Net-Progressive) of Corporate for the Month of March Final'2024

Account Code : 62.912

Account Description : Sundry credit balances written back

Sr. No.	Location Code	Division Name	Balance At the End of Current Month		Net	Net (In Lacs)
			Dr.	Cr.		
22	331	EAST DN. AMRITSAR	0	156794	156794	1.57
23	334	AJNALA DN.	0	166066	166066	1.66
24	341	TARNARN CITY DN.	0	246396	246396	2.46
25	342	TARNARN SUBURBAN DN.	0	129537	129537	1.30
26	343	JANDIALA GURU DN.	0	16787	16787	0.17
27	345	PATTI DN.	0	94400	94400	0.94
28	346	BHIKHIND DN.*90*	0	207266	207266	2.07
29	352	KAPURTHALA SUBURBAN DN.	0	11736	11736	0.12
30	353	KARTARPUR DN.	0	21702	21702	0.22
31	361	NAWANSHAHAR DN.	0	138496	138496	1.38
32	372	WEST DN. JULLUNDHAR	0	61359	61359	0.61
33	373	MODEL TOWN DN. JULLUNDHAR	0	36210	36210	0.36
34	374	CANTT. DN. JULLUNDHAR	0	424864	424864	4.25
35	376	NAKODAR SUBURBAN DN.	0	11691	11691	0.12
36	379	OP CONST. JULLUNDHAR *96*	0	6158	6158	0.06
37	384	BHOGPUR DN.	0	224659	224659	2.25
38	385	MAHILPUR DN.	0	39488	39488	0.39
39	389	CIVIL CONST. AND MTC. DVN. JULLUNDHAR	0	153650	153650	1.54
40	401	CONST.DIVN.APDRP PATIALA *05*	0	29641	29641	0.30
41	411	ROPAR DN.	0	293828	293828	2.94
42	413	ANANDPUR SAHIB DN.	0	114232	114232	1.14
43	415	ZIRKPUR DN.	0	24000	24000	0.24
44	437	BARNALA SUBURBAN DN.*96*	0	18039	18039	0.18
45	446	GIDDARBAHA DN.	0	35608	35608	0.36

Print Date : 19-Dec-2024

103 Hkang

Account Head Information (Net-Progressive) of Corporate for the Month of March Final'2024

Account Code : 62.912

Account Description : Sundry credit balances written back

Sr. No.	Location Code	Division Name	Balance At the End of Current Month		Net	Net (In Lacs)
			Dr.	Cr.		
46	451	FEROZPUR CITY DN.	0	42243	42243	0.42
47	453	MUKATSAR DN.	0	542395	542395	5.42
48	478	CMC DIVN. LUDHIANA *95*	0	6220	6220	0.06
49	490	CITY CIRCLE AMRITSAR *96*	0	324885	324885	3.25
50	496	CIVIL CONST. AND MTC: DVN. ASR.	0	84918	84918	0.85
51	511	FAZILKA DN. *98*	0	44959	44959	0.45
52	714	CENTRAL STORE JULLANDAR	0	1084	1084	0.01
53	715	CENTRAL STORE PATIALA	0	17046	17046	0.17
54	718	CENTRAL STORE KOTKAPURA *89*	0	16364	16364	0.16
55	727	AO DISPOSAL PATIALA *92*	0	3440	3440	0.03
56	728	CENTRAL STORE MOHALI *95*	0	21484	21484	0.21
57	800	AO CASH PATIALA	0	295215	295215	2.95
58	802	AO BANKING PATIALA	0	12317171	12317171	1231.72
59	804	DIRECTOR PUBLIC RELATION PATIALA	0	488	488	0.00
60	808	AO A AND R PATIALA	0	5058256	5058256	50.58
61	813	AO APDRP PATIALA *05*	0	222988	222988	2.23
		GRAND TOTAL	0	464977424	464,977,424.00	4,649.77

-164- H.KAWA